

London to Wimbledon and Sutton via Streatham and Tulse Hill

Mondays to Fridays











Operator Days of operation/Notes	SN A	TL B	TL C	SN D	TL B	SN E	SN F	TL G	SN H	SN E	TL B	SN F	TL B	SN A	SN D	SN E	TL C
London Victoria (VIC) 10 d	0541			0611					0641					0655	0711		
Clapham Junction (CLJ) 10 d	0548			0618					0648					0702	0718		
Balham (BAL) 4 d	0553			0623					0653						0723		
St Pancras International (STP) 15 d		0512	0527		0542			0557					0612				0642
Farringdon (ZFD) 3 d		0517	0532		0547			0602					0617				0647
City Thameslink (CTK) 3 d		0519	0534		0549			0604					0619				0649
London Blackfriars (BFR) 3 d		0521	0536		0551			0606					0621				0651
Elephant & Castle (EPH) d		0525	0540		0555			0610					0625				0655
Loughborough Jn (LGJ) d		0530	0545		0600			0615					0630				0700
Herne Hill (HNH) 4 d		0535	0550		0605			0620					0635				0705
London Bridge (LBG) 4 d						0556	0601			0614			0631				0644
South Bermondsey (SBM) d						0600	0606			0618			0636				0648
Queens Rd Peckham (QRP) d						0603	0609			0622			0639				0652
Peckham Rye (PMR) 4 d						0606	0612			0625			0642				0655
East Dulwich (EDW) d						0609	0615			0628			0645				0658
North Dulwich (NDL) d						0612	0617			0631			0647				0700
Tulse Hill (TUH) 4 a		0539	0554		0609	0617	0621	0624		0634	0639	0651	0654				0704
Tulse Hill (TUH) 4 d		0540	0556		0610		0621	0626					0640	0651	0656		0710
Streatham (STE) 4 d		0544	0600		0614		0625a	0630					0644	0655a	0700		0714
Tooting (TOO) d		0549			0619								0649				0719
Haydons Road (HYR) d		0552			0622								0652				0722
Wimbledon (WIM) 6 a		0554			0624								0654				0724
Wimbledon (WIM) 6 d		0555			0625								0655				0725
Wimbledon Chase (WBO) d		0558			0628								0658				0728
South Merton (SMO) d		0600			0630								0700				0730
Morden South (MDS) d		0603			0633								0703				0733
St Helier (SIH) d		0605			0635								0705				0735
Sutton Common (SUC) d		0607			0637								0707				0737
West Sutton (WSU) d		0610			0640								0710				0740
Mitcham Eastfields (MTC) d	0600		0604	0630				0634	0700					0704		0730	
Mitcham Junction (MIJ) d	0603		0607	0633				0637	0703					0707		0733	
Hackbridge (HCB) d	0606		0610	0636				0640	0706					0710		0736	
Carshalton (CSH) d	0609		0613	0639				0643	0709					0713	0719	0739	
Sutton (Surrey) (SUO) 4 a	0613	0614	0617	0643	0644			0647	0713		0714		0717	0723	0743		0744

NOTES (see introductory pages for explanation of train operator codes and standard symbols)

- a Arrival time
- d Departure time
- A To Epsom
- B From Luton
- C From West Hampstead Thameslink
- D To Dorking
- E To Beckenham Junction
- F To East Croydon
- G From Kentish Town
- H To Horsham

London to Wimbledon and Sutton via Streatham and Tulse Hill

Mondays to Fridays











Operator Days of operation/Notes	SN	TL	SN	SN	TL	SN	TL	SN	SN	TL	SN	TL	SN	SN	TL	SN	TL
	F	J	H	E	J	F	J	D	E	J	F	J	H	E	J	F	J
London Victoria (VIC)  10 d			0741					0811					0841				
Clapham Junction (CLJ) 10 d			0748					0818					0848				
Balham (BAL)  4 d			0754					0823					0853				
St Pancras International (STP)  15 d		0657			0712		0727			0742		0757			0812		0827
Farringdon (ZFD)  3 d		0702			0717		0732			0747		0802			0817		0832
City Thameslink (CTK) 3 d		0704			0719		0734			0749		0804			0819		0834
London Blackfriars (BFR)  3 d		0706			0721		0736			0751		0806			0821		0836
Elephant & Castle (EPH)  d		0710			0725		0740			0755		0810			0825		0840
Loughborough Jn (LGJ) d		0715			0730		0745			0800		0815			0830		0845
Herne Hill (HNH) 4 d		0720			0735		0750			0805		0820			0835		0850
London Bridge (LBG)  4 d	0701			0714		0731			0744		0801			0814		0831	
South Bermondsey (SBM) d	0706			0720		0736			0748		0806			0819		0836	
Queens Rd Peckham (QRP) d	0709			0723		0739			0752		0809			0822		0839	
Peckham Rye (PMR) 4 d	0712			0726		0742			0755		0812			0825		0842	
East Dulwich (EDW) d	0715			0729		0745			0758		0815			0828		0845	
North Dulwich (NDL) d	0717			0731		0747			0801		0817			0831		0847	
Tulse Hill (TUH) 4 a	0721	0724		0734	0739	0751	0754		0804	0809	0821	0824		0834	0839	0851	0854
Tulse Hill (TUH) 4 d	0721	0726			0740	0751	0756			0810	0821	0826			0840	0851	0856
Streatham (STE) 4 d	0725a	0730			0744	0755a	0800			0814	0825a	0830			0844	0855a	0900
Tooting (TOO) d					0749					0819					0849		
Haydons Road (HYR) d					0752					0822					0852		
Wimbledon (WIM)  6 a					0754					0824					0854		
Wimbledon (WIM)  6 d					0755					0825					0855		
Wimbledon Chase (WBO) d					0758					0828					0858		
South Merton (SMO) d					0800					0830					0900		
Morden South (MDS) d					0803					0833					0903		
St Helier (SIH) d					0805					0835					0905		
Sutton Common (SUC) d					0807					0837					0907		
West Sutton (WSU) d					0810					0840					0910		
Mitcham Eastfields (MTC) d		0734	0800				0804	0830				0834	0900				0904
Mitcham Junction (MIJ)  d		0737	0803				0807	0833				0837	0903				0907
Hackbridge (HCB) d		0740	0806				0810	0836				0840	0906				0910
Carshalton (CSH) d		0743	0809				0813	0839				0843	0909				0913
Sutton (Surrey) (SUO) 4 a		0747	0813		0814		0817	0843		0844		0847	0913		0914		0917

NOTES (see introductory pages for explanation of train operator codes and standard symbols)

- a Arrival time
d Departure time
- D To Dorking
E To Beckenham Junction
F To East Croydon
H To Horsham
J From St Albans City

London to Wimbledon and Sutton via Streatham and Tulse Hill

Mondays to Fridays

Operator Days of operation/Notes	SN D	SN E	TL J	SN F	TL J	SN H	SN E	TL J	SN F	TL J	SN D	SN E	TL J	SN F	TL J	SN H	SN E
London Victoria (VIC)  10 d	0911					0941					1011					1041	
Clapham Junction (CLJ) 10 d	0919					0948					1018					1048	
Balham (BAL)  4 d	0924					0953					1023					1053	
St Pancras International (STP)  15 d			0842		0857			0912		0927			0942		0957		
Farringdon (ZFD)  3 d			0847		0902			0917		0932			0947		1002		
City Thameslink (CTK) 3 d			0849		0904			0919		0934			0949		1004		
London Blackfriars (BFR)  3 d			0851		0906			0921		0936			0951		1006		
Elephant & Castle (EPH)  d			0855		0910			0925		0940			0955		1010		
Loughborough Jn (LGJ) d			0900		0915			0930		0945			1000		1015		
Herne Hill (HNH) 4 d			0905		0920			0935		0950			1005		1020		
London Bridge (LBG)  4 d		0844		0901			0914		0931			0944		1001			1014
South Bermondsey (SBM) d		0848		0906			0918		0936			0948		1006			1019
Queens Rd Peckham (QRP) d		0853		0909			0922		0939			0952		1009			1022
Peckham Rye (PMR) 4 d		0856		0912			0925		0942			0955		1012			1025
East Dulwich (EDW) d		0859		0915			0928		0945			0958		1015			1028
North Dulwich (NDL) d		0901		0917			0931		0947			1001		1017			1031
Tulse Hill (TUH) 4 a		0904	0909	0921	0924		0934	0939	0951	0954		1004	1009	1021	1024		1034
Tulse Hill (TUH) 4 d			0910	0921	0926			0940	0951	0956			1010	1021	1026		
Streatham (STE) 4 d			0914	0925a	0930			0944	0955a	1000			1014	1025a	1030		
Tooting (TOO) d			0919					0949					1019				
Haydons Road (HYR) d			0922					0952					1022				
Wimbledon (WIM)  6 a			0924					0954					1024				
Wimbledon (WIM)  6 d			0925					0955					1025				
Wimbledon Chase (WBO) d			0928					0958					1028				
South Merton (SMO) d			0930					1000					1030				
Morden South (MDS) d			0933					1003					1033				
St Helier (SIH) d			0935					1005					1035				
Sutton Common (SUC) d			0937					1007					1037				
West Sutton (WSU) d			0940					1010					1040				
Mitcham Eastfields (MTC) d	0930				0934	1000				1004	1030				1034	1100	
Mitcham Junction (MIJ)  d	0933				0937	1003				1007	1033				1037	1103	
Hackbridge (HCB) d	0936				0940	1006				1010	1036				1040	1106	
Carshalton (CSH) d	0939				0943	1009				1013	1039				1043	1109	
Sutton (Surrey) (SUO) 4 a	0943		0944		0947	1013		1014		1017	1043		1044		1047	1113	

NOTES (see introductory pages for explanation of train operator codes and standard symbols)

- a Arrival time
d Departure time
- D To Dorking
E To Beckenham Junction
F To East Croydon
H To Horsham
J From St Albans City

London to Wimbledon and Sutton via Streatham and Tulse Hill

Mondays to Fridays

Operator Days of operation/Notes	TL J	SN F	TL J	SN D	SN E	TL J	SN F	TL J	SN H	SN E	TL J	SN F	TL J	SN D	SN E	TL J	SN F
London Victoria (VIC) 10 d				1111					1141					1211			
Clapham Junction (CLJ) 10 d				1118					1148					1218			
Balham (BAL) 4 d				1123					1153					1223			
St Pancras International (STP) 15 d	1012		1027			1042		1057			1112		1127			1142	
Farringdon (ZFD) 3 d	1017		1032			1047		1102			1117		1132			1147	
City Thameslink (CTK) 3 d	1019		1034			1049		1104			1119		1134			1149	
London Blackfriars (BFR) 3 d	1021		1036			1051		1106			1121		1136			1151	
Elephant & Castle (EPH) d	1025		1040			1055		1110			1125		1140			1155	
Loughborough Jn (LGJ) d	1030		1045			1100		1115			1130		1145			1200	
Herne Hill (HNH) 4 d	1035		1050			1105		1120			1135		1150			1205	
London Bridge (LBG) 4 d		1031			1044		1101			1114		1131			1144		1201
South Bermondsey (SBM) d		1036			1048		1106			1118		1136			1148		1206
Queens Rd Peckham (QRP) d		1039			1052		1109			1122		1139			1152		1209
Peckham Rye (PMR) 4 d		1042			1055		1112			1125		1142			1155		1212
East Dulwich (EDW) d		1045			1058		1115			1128		1145			1158		1215
North Dulwich (NDL) d		1047			1101		1117			1131		1147			1201		1217
Tulse Hill (TUH) 4 a	1039	1051	1054		1104	1109	1121	1124		1135	1139	1151	1154		1204	1209	1221
Tulse Hill (TUH) 4 d	1040	1051	1056			1110	1121	1126			1140	1151	1156			1210	1221
Streatham (STE) 4 d	1044	1055a	1100			1114	1125a	1130			1144	1155a	1200			1214	1225a
Tooting (TOO) d		1049				1119					1149					1219	
Haydons Road (HYR) d		1052				1122					1152					1222	
Wimbledon (WIM) 6 a		1054				1124					1154					1224	
Wimbledon (WIM) 6 d		1055				1125					1155					1225	
Wimbledon Chase (WBO) d		1058				1128					1158					1228	
South Merton (SMO) d		1100				1130					1200					1230	
Morden South (MDS) d		1103				1133					1203					1233	
St Helier (SIH) d		1105				1135					1205					1235	
Sutton Common (SUC) d		1107				1137					1207					1237	
West Sutton (WSU) d		1110				1140					1210					1240	
Mitcham Eastfields (MTC) d			1104	1130				1134	1200				1204	1230			
Mitcham Junction (MIJ) d			1107	1133				1137	1203				1207	1233			
Hackbridge (HCB) d			1110	1136				1140	1206				1210	1236			
Carshalton (CSH) d			1113	1139				1143	1209				1213	1239			
Sutton (Surrey) (SUO) 4 a	1114		1117	1143		1144		1147	1213		1214		1217	1243		1244	

NOTES (see introductory pages for explanation of train operator codes and standard symbols)

- a Arrival time
d Departure time
- D To Dorking
E To Beckenham Junction
F To East Croydon
H To Horsham
J From St Albans City

London to Wimbledon and Sutton via Streatham and Tulse Hill

Mondays to Fridays

Operator Days of operation/Notes	TL J	SN H	SN E	TL J	SN F	TL J	SN D	SN E	TL J	SN F	TL J	SN H	SN E	TL J	SN F	TL J	SN D
London Victoria (VIC) 10 d		1241					1311					1341					1411
Clapham Junction (CLJ) 10 d		1248					1318					1348					1418
Balham (BAL) 4 d		1254					1323					1353					1423
St Pancras International (STP) 15 d	1157			1212		1227			1242		1257			1312		1327	
Farringdon (ZFD) 3 d	1202			1217		1232			1247		1302			1317		1332	
City Thameslink (CTK) 3 d	1204			1219		1234			1249		1304			1319		1334	
London Blackfriars (BFR) 3 d	1206			1221		1236			1251		1306			1321		1336	
Elephant & Castle (EPH) d	1210			1225		1240			1255		1310			1325		1340	
Loughborough Jn (LGJ) d	1215			1230		1245			1300		1315			1330		1345	
Herne Hill (HNH) 4 d	1220			1235		1250			1305		1320			1335		1350	
London Bridge (LBG) 4 d			1214		1231			1244		1301			1314		1331		
South Bermondsey (SBM) d			1218		1236			1248		1306			1318		1336		
Queens Rd Peckham (QRP) d			1222		1239			1252		1309			1322		1339		
Peckham Rye (PMR) 4 d			1225		1242			1255		1312			1325		1342		
East Dulwich (EDW) d			1228		1245			1258		1315			1328		1345		
North Dulwich (NDL) d			1231		1247			1301		1317			1331		1347		
Tulse Hill (TUH) 4 a	1224		1234	1239	1251	1254		1304	1309	1321	1324		1334	1339	1351	1354	
Tulse Hill (TUH) 4 d	1226			1240	1251	1256			1310	1321	1326			1340	1351	1356	
Streatham (STE) 4 d	1230			1244	1255a	1300			1314	1325a	1330			1344	1355a	1400	
Tooting (TOO) d				1249					1319					1349			
Haydons Road (HYR) d				1252					1322					1352			
Wimbledon (WIM) 6 a				1254					1324					1354			
Wimbledon (WIM) 6 d				1255					1325					1355			
Wimbledon Chase (WBO) d				1258					1328					1358			
South Merton (SMO) d				1300					1330					1400			
Morden South (MDS) d				1303					1333					1403			
St Helier (SIH) d				1305					1335					1405			
Sutton Common (SUC) d				1307					1337					1407			
West Sutton (WSU) d				1310					1340					1410			
Mitcham Eastfields (MTC) d	1234	1301				1305	1330				1334	1400				1404	1430
Mitcham Junction (MIJ) d	1237	1304				1308	1333				1337	1403				1407	1433
Hackbridge (HCB) d	1240	1307				1311	1336				1340	1406				1410	1436
Carshalton (CSH) d	1243	1309				1313	1339				1343	1409				1413	1439
Sutton (Surrey) (SUO) 4 a	1247	1313		1314		1317	1343		1344		1347	1413		1414		1417	1443

NOTES (see introductory pages for explanation of train operator codes and standard symbols)

- a Arrival time
d Departure time
- D To Dorking
E To Beckenham Junction
F To East Croydon
H To Horsham
J From St Albans City

London to Wimbledon and Sutton via Streatham and Tulse Hill

Mondays to Fridays

Operator Days of operation/Notes	SN	TL	SN	TL	SN	SN	TL	SN	TL	SN	SN	TL	SN	TL	SN	SN	TL	
	E	J	F	J	H	E	J	F	J	D	E	J	F	J	H	E	J	
London Victoria (VIC) 10 d					1441					1511					1541			
Clapham Junction (CLJ) 10 d					1448					1518					1548			
Balham (BAL) 4 d					1453					1523					1553			
St Pancras International (STP) 15 d		1342		1357			1412		1427			1442		1457			1512	
Farringdon (ZFD) 3 d		1347		1402			1417		1432			1447		1502			1517	
City Thameslink (CTK) 3 d		1349		1404			1419		1434			1449		1504			1519	
London Blackfriars (BFR) 3 d		1351		1406			1421		1436			1451		1506			1521	
Elephant & Castle (EPH) d		1355		1410			1425		1440			1455		1510			1525	
Loughborough Jn (LGJ) d		1400		1415			1430		1445			1500		1515			1530	
Herne Hill (HNH) 4 d		1405		1420			1435		1450			1505		1520			1535	
London Bridge (LBG) 4 d	1344		1401			1414		1431				1444		1501			1514	
South Bermondsey (SBM) d	1348		1406			1419		1436				1448		1506			1518	
Queens Rd Peckham (QRP) d	1352		1409			1423		1439				1452		1509			1522	
Peckham Rye (PMR) 4 d	1355		1412			1426		1442				1455		1512			1525	
East Dulwich (EDW) d	1358		1415			1429		1445				1458		1515			1528	
North Dulwich (NDL) d	1401		1417			1431		1447				1501		1517			1531	
Tulse Hill (TUH) 4 a	1404	1409	1421	1424		1435	1439	1451	1454			1504	1509	1521	1524		1534	1539
Tulse Hill (TUH) 4 d		1410	1421	1426			1440	1451	1456				1510	1521	1526			1540
Streatham (STE) 4 d		1414	1425a	1430			1444	1455a	1500				1514	1525a	1530			1544
Tooting (TOO) d		1419					1449						1519					1549
Haydens Road (HYR) d		1422					1452						1522					1552
Wimbledon (WIM) 6 a		1424					1454						1524					1554
Wimbledon (WIM) 6 d		1425					1455						1525					1555
Wimbledon Chase (WBO) d		1428					1458						1528					1558
South Merton (SMO) d		1430					1500						1530					1600
Morden South (MDS) d		1433					1503						1533					1603
St Helier (SIH) d		1435					1505						1535					1605
Sutton Common (SUC) d		1437					1507						1537					1607
West Sutton (WSU) d		1440					1510						1540					1610
Mitcham Eastfields (MTC) d				1434	1500					1504	1530				1534	1600		
Mitcham Junction (MIJ) d				1437	1503					1507	1533				1537	1603		
Hackbridge (HCB) d				1440	1506					1510	1536				1540	1606		
Carshalton (CSH) d				1443	1509					1513	1539				1543	1609		
Sutton (Surrey) (SUO) 4 a		1444		1447	1513		1514		1517	1543		1544		1547	1613			1614

NOTES (see introductory pages for explanation of train operator codes and standard symbols)

- a Arrival time
d Departure time
- D To Dorking
E To Beckenham Junction
F To East Croydon
H To Horsham
J From St Albans City

London to Wimbledon and Sutton via Streatham and Tulse Hill

Mondays to Fridays

Operator Days of operation/Notes	SN	TL	SN	SN	TL	SN	TL	SN	SN	TL	SN	TL	SN	SN	TL	SN	TL
	F	J	D	E	J	F	J	H	E	J	F	J	D	E	J	F	J
London Victoria (VIC) 10 d			1612					1641					1711				
Clapham Junction (CLJ) 10 d			1619					1648					1718				
Balham (BAL) 4 d			1624					1653					1723				
St Pancras International (STP) 15 d		1527			1542		1557			1612		1627			1642		1657
Farringdon (ZFD) 3 d		1532			1547		1602			1617		1632			1647		1702
City Thameslink (CTK) 3 d		1534			1549		1604			1619		1634			1649		1704
London Blackfriars (BFR) 3 d		1536			1551		1606			1621		1636			1651		1706
Elephant & Castle (EPH) d		1540			1555		1610			1625		1640			1655		1710
Loughborough Jn (LGJ) d		1545			1600		1615			1630		1645			1700		1715
Herne Hill (HNH) 4 d		1550			1605		1620			1635		1650			1705		1720
London Bridge (LBG) 4 d	1531			1544		1601			1614		1631			1644		1701	
South Bermondsey (SBM) d	1536			1548		1606			1618		1637			1648		1706	
Queens Rd Peckham (QRP) d	1539			1552		1609			1622		1640			1652		1709	
Peckham Rye (PMR) 4 d	1542			1555		1612			1625		1643			1655		1712	
East Dulwich (EDW) d	1545			1558		1615			1628		1646			1658		1715	
North Dulwich (NDL) d	1547			1601		1617			1631		1648			1701		1717	
Tulse Hill (TUH) 4 a	1551	1554		1604	1609	1621	1624		1634	1639	1652	1654		1704	1709	1721	1724
Tulse Hill (TUH) 4 d	1551	1556			1610	1621	1626			1640	1652	1656			1710	1721	1726
Streatham (STE) 4 d	1555a	1600			1614	1625a	1630			1644	1656a	1700			1714	1725a	1730
Tooting (TOO) d					1619					1649					1719		
Haydons Road (HYR) d					1622					1652					1722		
Wimbledon (WIM) 6 a					1624					1654					1724		
Wimbledon (WIM) 6 d					1625					1655					1725		
Wimbledon Chase (WBO) d					1628					1658					1728		
South Merton (SMO) d					1630					1700					1730		
Morden South (MDS) d					1633					1703					1733		
St Helier (SIH) d					1635					1705					1735		
Sutton Common (SUC) d					1637					1707					1737		
West Sutton (WSU) d					1640					1710					1740		
Mitcham Eastfields (MTC) d		1604	1630				1634	1700				1704	1730				1734
Mitcham Junction (MIJ) d		1607	1633				1637	1703				1707	1733				1737
Hackbridge (HCB) d		1610	1636				1640	1706				1710	1736				1740
Carshalton (CSH) d		1613	1639				1643	1709				1713	1739				1743
Sutton (Surrey) (SUO) 4 a		1617	1643		1644		1647	1713		1714		1717	1743		1744		1747

NOTES (see introductory pages for explanation of train operator codes and standard symbols)

- a Arrival time
- d Departure time

- D To Dorking
- E To Beckenham Junction
- F To East Croydon
- H To Horsham
- J From St Albans City

London to Wimbledon and Sutton via Streatham and Tulse Hill

Mondays to Fridays





















Operator Days of operation/Notes	SN H	SN H	SN E	TL J	SN F	TL J	SN A	SN D	SN E	TL J	SN F	TL J	SN A	SN H	SN E	TL J	SN F
London Victoria (VIC) 10 d	1725	1741					1755	1811					1825	1841			
Clapham Junction (CLJ) 10 d	1732	1748					1802	1818					1832	1848			
Balham (BAL) 4 d		1753						1823						1853			
St Pancras International (STP) 15 d				1712		1727				1742		1757				1812	
Farringdon (ZFD) 3 d				1717		1732				1747		1802				1817	
City Thameslink (CTK) 3 d				1719		1734				1749		1804				1819	
London Blackfriars (BFR) 3 d				1721		1736				1751		1806				1821	
Elephant & Castle (EPH) d				1725		1740				1755		1810				1825	
Loughborough Jn (LGJ) d				1730		1745				1800		1815				1830	
Herne Hill (HNH) 4 d				1735		1750				1805		1820				1835	
London Bridge (LBG) 4 d			1714		1731				1744		1801				1814		1831
South Bermondsey (SBM) d			1718		1736				1748		1806				1818		1836
Queens Rd Peckham (QRP) d			1722		1739				1752		1809				1821		1839
Peckham Rye (PMR) 4 d			1725		1742				1755		1812				1824		1842
East Dulwich (EDW) d			1728		1745				1758		1815				1827		1845
North Dulwich (NDL) d			1731		1747				1801		1817				1830		1847
Tulse Hill (TUH) 4 a			1734	1739	1751	1754			1804	1809	1821	1824			1833	1839	1851
Tulse Hill (TUH) 4 d				1740	1751	1756				1810	1821	1826				1840	1851
Streatham (STE) 4 d				1744	1755a	1800				1814	1825a	1830				1844	1855a
Tooting (TOO) d				1749						1819						1849	
Haydons Road (HYR) d				1752						1822						1852	
Wimbledon (WIM) 6 a				1754						1824						1854	
Wimbledon (WIM) 6 d				1755						1825						1855	
Wimbledon Chase (WBO) d				1758						1828						1858	
South Merton (SMO) d				1800						1830						1900	
Morden South (MDS) d				1803						1833						1903	
St Helier (SIH) d				1805						1835						1905	
Sutton Common (SUC) d				1807						1837						1907	
West Sutton (WSU) d				1810						1840						1910	
Mitcham Eastfields (MTC) d	1743	1800				1804	1813	1830				1834	1843	1900			
Mitcham Junction (MIJ) d	1746	1803				1807	1816	1833				1837	1846	1903			
Hackbridge (HCB) d	1749	1806				1810	1819	1836				1840	1849	1906			
Carshalton (CSH) d	1752	1809				1813	1822	1839				1843	1852	1909			
Sutton (Surrey) (SUO) 4 a	1755	1813		1814		1817	1825	1843		1844		1847	1855	1913		1914	

NOTES (see introductory pages for explanation of train operator codes and standard symbols)

- a Arrival time
d Departure time
- A To Epsom
D To Dorking
E To Beckenham Junction
F To East Croydon
H To Horsham
J From St Albans City

London to Wimbledon and Sutton via Streatham and Tulse Hill

Mondays to Fridays







































Operator Days of operation/Notes	TL J	SN D	SN E	TL J	SN F	TL J	SN H	SN E	TL J	SN F	TL J	SN D	SN E	TL J	SN F	TL J	SN H
London Victoria (VIC)  10 d		1911					1941					2011					2041
Clapham Junction (CLJ) 10 d		1918					1948					2018					2048
Balham (BAL)  4 d		1923					1953					2023					2053
St Pancras International (STP)   15 d	1827			1842		1857			1912		1927			1942		1957	
Farringdon (ZFD)  3 d	1832			1847		1902			1917		1932			1947		2002	
City Thameslink (CTK)  3 d	1834			1849		1904			1919		1934			1949		2004	
London Blackfriars (BFR)  3 d	1836			1851		1906			1921		1936			1951		2006	
Elephant & Castle (EPH)  d	1840			1855		1910			1925		1940			1955		2010	
Loughborough Jn (LGJ) d	1845			1900		1915			1930		1945			2000		2015	
Herne Hill (HNH)  4 d	1850			1905		1920			1935		1950			2005		2020	
London Bridge (LBG)  4 d			1844		1901			1914		1931			1944		2001		
South Bermondsey (SBM) d			1848		1906			1918		1936			1948		2006		
Queens Rd Peckham (QRP) d			1852		1909			1922		1939			1952		2009		
Peckham Rye (PMR)  4 d			1855		1912			1925		1942			1955		2012		
East Dulwich (EDW) d			1858		1915			1928		1945			1958		2015		
North Dulwich (NDL) d			1901		1917			1931		1947			2001		2017		
Tulse Hill (TUH)  4 a	1854		1904	1909	1921	1924		1934	1939	1951	1954		2004	2009	2021	2024	
Tulse Hill (TUH)  4 d	1856			1910	1921	1926			1940	1951	1956			2010	2021	2026	
Streatham (STE)  4 d	1900			1914	1925a	1930			1944	1955a	2000			2014	2025a	2030	
Tooting (TOO) d				1919					1949					2019			
Haydons Road (HYR) d				1922					1952					2022			
Wimbledon (WIM)   6 a				1924					1954					2024			
Wimbledon (WIM)   6 d				1925					1955					2025			
Wimbledon Chase (WBO) d				1928					1958					2028			
South Merton (SMO) d				1930					2000					2030			
Morden South (MDS) d				1933					2003					2033			
St Helier (SIH) d				1935					2005					2035			
Sutton Common (SUC) d				1937					2007					2037			
West Sutton (WSU) d				1940					2010					2040			
Mitcham Eastfields (MTC) d	1904	1930				1934	2000				2004	2030				2034	2100
Mitcham Junction (MIJ)  d	1907	1933				1937	2003				2007	2033				2037	2103
Hackbridge (HCB) d	1910	1936				1940	2006				2010	2036				2040	2106
Carshalton (CSH) d	1913	1939				1943	2009				2013	2039				2043	2109
Sutton (Surrey) (SUO)  4 a	1917	1943		1944		1947	2013		2014		2017	2043		2044		2047	2113

NOTES (see introductory pages for explanation of train operator codes and standard symbols)

- a Arrival time
d Departure time
- D To Dorking
E To Beckenham Junction
F To East Croydon
H To Horsham
J From St Albans City

London to Wimbledon and Sutton via Streatham and Tulse Hill

Mondays to Fridays







































Operator Days of operation/Notes	SN	TL	SN	TL	SN	TL	SN	TL	SN	SN	TL	SN	TL	SN	TL	SN	TL	
	E	J	F	J	D	J	F	J	H	E	J	F	J	D	J	F	J	
London Victoria (VIC)  10 d					2111							2141				2211		
Clapham Junction (CLJ)  10 d					2118							2148				2218		
Balham (BAL)  4 d					2123							2153				2223		
St Pancras International (STP)   15 d		2012		2027		2042		2057			2112		2127		2142		2157	
Farringdon (ZFD)  3 d		2017		2032		2047		2102			2117		2132		2147		2202	
City Thameslink (CTK)  3 d		2019		2034		2049		2104			2119		2134		2149		2204	
London Blackfriars (BFR)  3 d		2021		2036		2051		2106			2121		2136		2151		2206	
Elephant & Castle (EPH)  d		2025		2040		2055		2110			2125		2140		2155		2210	
Loughborough Jn (LGJ)  d		2030		2045		2100		2115			2130		2145		2200		2215	
Herne Hill (HNH)  4 d		2035		2050		2105		2120			2135		2150		2205		2220	
London Bridge (LBG)  4 d	2014		2031					2101			2114		2131				2202	
South Bermondsey (SBM)  d	2018		2036					2106			2118		2136				2206	
Queens Rd Peckham (QRP)  d	2022		2039					2109			2122		2139				2209	
Peckham Rye (PMR)  4 d	2025		2042					2112			2125		2142				2212	
East Dulwich (EDW)  d	2028		2045					2115			2128		2145				2215	
North Dulwich (NDL)  d	2031		2047					2117			2131		2147				2217	
Tulse Hill (TUH)  4 a	2034	2039	2051	2054		2109	2121	2124			2134	2139	2151	2154		2209	2221	2224
Tulse Hill (TUH)  4 d		2040	2051	2056		2110	2121	2126				2140	2151	2156		2210	2221	2226
Streatham (STE)  4 d		2044	2055a	2100		2114	2125a	2130				2144	2155a	2200		2214	2225a	2230
Tooting (TOO)  d		2049				2119						2149				2219		
Haydons Road (HYR)  d		2052				2122						2152				2222		
Wimbledon (WIM)   6 a		2054				2124						2154				2224		
Wimbledon (WIM)   6 d		2055				2125						2155				2225		
Wimbledon Chase (WBO)  d		2058				2128						2158				2228		
South Merton (SMO)  d		2100				2130						2200				2230		
Morden South (MDS)  d		2103				2133						2203				2233		
St Helier (SIH)  d		2105				2135						2205				2235		
Sutton Common (SUC)  d		2107				2137						2207				2237		
West Sutton (WSU)  d		2110				2140						2210				2240		
Mitcham Eastfields (MTC)  d				2104	2130				2134	2200				2204	2230			2234
Mitcham Junction (MIJ)   d				2107	2133				2137	2203				2207	2233			2237
Hackbridge (HCB)  d				2110	2136				2140	2206				2210	2236			2240
Carshalton (CSH)  d				2113	2139				2143	2209				2213	2239			2243
Sutton (Surrey) (SUO)  4 a		2114		2117	2143	2144			2147	2213			2214	2217	2243	2244		2247

NOTES (see introductory pages for explanation of train operator codes and standard symbols)

- a Arrival time
- d Departure time
- D To Dorking
- E To Beckenham Junction
- F To East Croydon
- H To Horsham
- J From St Albans City

London to Wimbledon and Sutton via Streatham and Tulse Hill

Mondays to Fridays

Operator Days of operation/Notes	SN H	SN E	TL J	SN F	TL J	TL J	SN K	TL J	SN H	TL J	SN L	TL B	SN TSM K
London Victoria (VIC)  10 d	2241								2325				
Clapham Junction (CLJ)  10 d	2248								2332				
Balham (BAL)  4 d	2253								2338				
St Pancras International (STP)   15 d			2212		2227	2242		2257		2312		2344	
Farringdon (ZFD)  3 d			2217		2232	2247		2302		2317		2349	
City Thameslink (CTK)  3 d			2219		2234	2249							
London Blackfriars (BFR)  3 d			2221		2236	2251		2306		2321		2353	
Elephant & Castle (EPH)  d			2225		2240	2255		2310		2325		2357	
Loughborough Jn (LGJ)  d			2230		2245	2300		2315		2330		0002	
Herne Hill (HNH)  4 d			2235		2250	2305		2320		2335		0006	
London Bridge (LBG)  4 d		2214		2231			2302				2331		0001
South Bermondsey (SBM)  d		2218		2236			2306				2336		0005
Queens Rd Peckham (QRP)  d		2222		2239			2309				2339		0008
Peckham Rye (PMR)  4 d		2225		2242			2312				2342		0011
East Dulwich (EDW)  d		2228		2245			2315				2345		0015
North Dulwich (NDL)  d		2231		2247			2317				2347		0017
Tulse Hill (TUH)  4 a		2234	2239	2251	2254	2309	2321	2324		2339	2351	0010	0021
Tulse Hill (TUH)  4 d			2240	2251	2256	2310	2321	2326		2340		0011	0021
Streatham (STE)  4 d			2244	2255a	2300	2314	2325a	2330		2344		0014	0025a
Tooting (TOO)  d			2249			2319				2349		0019	
Haydons Road (HYR)  d			2252			2322				2352		0022	
Wimbledon (WIM)   6 a			2254			2324				2354		0024	
Wimbledon (WIM)   6 d			2255			2325				2355		0025	
Wimbledon Chase (WBO)  d			2258			2328				2358		0028	
South Merton (SMO)  d			2300			2330				0001		0030	
Morden South (MDS)  d			2303			2333				0004		0033	
St Helier (SIH)  d			2305			2335				0006		0035	
Sutton Common (SUC)  d			2307			2337				0008		0037	
West Sutton (WSU)  d			2310			2340				0011		0040	
Mitcham Eastfields (MTC)  d	2300				2304			2334	2345				
Mitcham Junction (MIJ)   d	2303				2307			2337	2348				
Hackbridge (HCB)  d	2306				2310			2340	2351				
Carshalton (CSH)  d	2309				2313			2343	2354				
Sutton (Surrey) (SUO)  4 a	2313		2314		2317	2344		2347	2358	0014		0044	

NOTES (see introductory pages for explanation of train operator codes and standard symbols)




















a Arrival time
d Departure time

B From Luton
E To Beckenham Junction
F To East Croydon
H To Horsham
J From St Albans City
K To Selhurst
L To Norwood Junction

TSM Tuesday to Saturday mornings

London to Wimbledon and Sutton via Streatham and Tulse Hill

Saturdays











Operator Days of operation/Notes	TL	TL	SN	TL	TL	SN	TL	SN	TL	SN	TL	SN	TL	SN	TL	SN	TL
	A	B	C	A	B	C	A	D	A	C	E	B	D	F	G	E	H
London Victoria (VIC)  d			0611			0641				0711					0741		
Clapham Junction (CLJ)  d			0618			0648				0718					0748		
Balham (BAL)  d			0623			0653				0723					0753		
St Pancras International (STP)  d	0512	0527		0542	0557		0612		0627			0642		0657			0712
Farringdon (ZFD)  d	0517	0532		0547	0602		0617		0632			0647		0702			0717
City Thameslink (CTK)  d																	
London Blackfriars (BFR)  d	0521	0536		0551	0606		0621		0636			0651		0706			0721
Elephant & Castle (EPH)  d	0525	0540		0555	0610		0625		0640			0655		0710			0725
Loughborough Jn (LGJ)  d	0530	0545		0600	0615		0630		0645			0700		0715			0730
Herne Hill (HNH)  d	0535	0550		0605	0620		0635		0650			0705		0720			0735
London Bridge (LBG)  d								0631				0644		0701			0714
South Bermondsey (SBM) d								0636				0649		0706			0719
Queens Rd Peckham (QRP) d								0639				0652		0709			0722
Peckham Rye (PMR)  d								0642				0655		0712			0725
East Dulwich (EDW) d								0645				0658		0715			0728
North Dulwich (NDL) d								0647				0700		0717			0730
Tulse Hill (TUH)  a	0539	0554		0609	0624		0639	0651	0654		0704	0709	0721	0724			0734
Tulse Hill (TUH)  d	0540	0556		0610	0626		0640	0651	0656			0710	0721	0726			0740
Streatham (STE)  d	0544	0600		0614	0630		0644	0655a	0700			0714	0725a	0730			0744
Tooting (TOO) d	0549			0619			0649					0719					0749
Haydons Road (HYR) d	0552			0622			0652					0722					0752
Wimbledon (WIM)  a	0554			0624			0654					0724					0754
Wimbledon (WIM)  d	0555			0625			0655					0725					0755
Wimbledon Chase (WBO) d	0558			0628			0658					0728					0758
South Merton (SMO) d	0600			0630			0700					0730					0800
Morden South (MDS) d	0603			0633			0703					0733					0803
St Helier (SIH) d	0605			0635			0705					0735					0805
Sutton Common (SUC) d	0607			0637			0707					0737					0807
West Sutton (WSU) d	0610			0640			0710					0740					0810
Mitcham Eastfields (MTC) d		0604	0630		0634	0700			0704	0730				0734	0800		
Mitcham Junction (MIJ)  d		0607	0633		0637	0703			0707	0733				0737	0803		
Hackbridge (HCB) d		0610	0636		0640	0706			0710	0736				0740	0806		
Carshalton (CSH) d		0613	0639		0643	0709			0713	0739				0743	0809		
Sutton (Surrey) (SUO)  a	0614	0617	0643	0644	0647	0713	0714		0717	0743		0744		0747	0813		0814

NOTES (see introductory pages for explanation of train operator codes and standard symbols)

- a Arrival time
- d Departure time
- A From Luton
- B From West Hampstead Thameslink
- C To Dorking
- D To East Croydon
- E To Beckenham Junction
- F From St Albans City
- G To Horsham
- H From Bedford

London to Wimbledon and Sutton via Streatham and Tulse Hill

Saturdays


















Operator Days of operation/Notes	SN	TL	SN	SN	TL	SN	TL	SN	SN	TL	SN	TL	SN	SN	TL	SN	TL
	D	F	C	E	F	D	F	G	E	F	D	F	C	E	F	D	F
London Victoria (VIC)  10 d			0811					0841					0911				
Clapham Junction (CLJ) 10 d			0818					0848					0918				
Balham (BAL)  4 d			0823					0853					0923				
St Pancras International (STP)  15 d		0727			0742		0757			0812		0827			0842		0857
Farringdon (ZFD)  3 d		0732			0747		0802			0817		0832			0847		0902
City Thameslink (CTK) 3 d																	0904
London Blackfriars (BFR)  3 d		0736			0751		0806			0821		0836			0851		0906
Elephant & Castle (EPH)  d		0740			0755		0810			0825		0840			0855		0910
Loughborough Jn (LGJ) d		0745			0800		0815			0830		0845			0900		0915
Herne Hill (HNH) 4 d		0750			0805		0820			0835		0850			0905		0920
London Bridge (LBG)  4 d	0731			0744		0801			0814		0831			0844		0901	
South Bermondsey (SBM) d	0736			0749		0806			0819		0836			0849		0906	
Queens Rd Peckham (QRP) d	0739			0752		0809			0822		0839			0852		0909	
Peckham Rye (PMR) 4 d	0742			0755		0812			0825		0842			0855		0912	
East Dulwich (EDW) d	0745			0758		0815			0828		0845			0858		0915	
North Dulwich (NDL) d	0747			0800		0817			0830		0847			0900		0917	
Tulse Hill (TUH) 4 a	0751	0754		0804	0809	0821	0824		0834	0839	0851	0854		0904	0909	0921	0924
Tulse Hill (TUH) 4 d	0751	0756			0810	0821	0826			0840	0851	0856			0910	0921	0926
Streatham (STE) 4 d	0755a	0800			0814	0825a	0830			0844	0855a	0900			0914	0925a	0930
Tooting (TOO) d					0819					0849					0919		
Haydons Road (HYR) d					0822					0852					0922		
Wimbledon (WIM)  6 a					0824					0854					0924		
Wimbledon (WIM)  6 d					0825					0855					0925		
Wimbledon Chase (WBO) d					0828					0858					0928		
South Merton (SMO) d					0830					0900					0930		
Morden South (MDS) d					0833					0903					0933		
St Helier (SIH) d					0835					0905					0935		
Sutton Common (SUC) d					0837					0907					0937		
West Sutton (WSU) d					0840					0910					0940		
Mitcham Eastfields (MTC) d		0804	0830				0834	0900				0904	0930				0934
Mitcham Junction (MIJ)  d		0807	0833				0837	0903				0907	0933				0937
Hackbridge (HCB) d		0810	0836				0840	0906				0910	0936				0940
Carshalton (CSH) d		0813	0839				0843	0909				0913	0939				0943
Sutton (Surrey) (SUO) 4 a		0817	0843		0844		0847	0913		0914		0917	0943		0944		0947

NOTES (see introductory pages for explanation of train operator codes and standard symbols)

- a Arrival time
d Departure time
- C To Dorking
D To East Croydon
E To Beckenham Junction
F From St Albans City
G To Horsham

London to Wimbledon and Sutton via Streatham and Tulse Hill

Saturdays


















Operator Days of operation/Notes	SN G	SN E	TL F	SN D	TL F	SN C	SN E	TL F	SN D	TL F	SN G	SN E	TL F	SN D	TL F	SN C	SN E
London Victoria (VIC)  10 d	0941					1011					1041					1111	
Clapham Junction (CLJ) 10 d	0948					1018					1048					1118	
Balham (BAL)  4 d	0953					1023					1053					1123	
St Pancras International (STP)  15 d			0912		0927			0942		0957			1012		1027		
Farringdon (ZFD)  3 d			0917		0932			0947		1002			1017		1032		
City Thameslink (CTK)  3 d			0919		0934			0949		1004			1019		1034		
London Blackfriars (BFR)  3 d			0921		0936			0951		1006			1021		1036		
Elephant & Castle (EPH)  d			0925		0940			0955		1010			1025		1040		
Loughborough Jn (LGJ) d			0930		0945			1000		1015			1030		1045		
Herne Hill (HNH)  4 d			0935		0950			1005		1020			1035		1050		
London Bridge (LBG)  4 d		0914		0931			0944		1001			1014		1031			1044
South Bermondsey (SBM) d		0919		0936			0949		1006			1019		1036			1049
Queens Rd Peckham (QRP) d		0922		0939			0952		1009			1022		1039			1052
Peckham Rye (PMR)  4 d		0925		0942			0955		1012			1025		1042			1055
East Dulwich (EDW) d		0928		0945			0958		1015			1028		1045			1058
North Dulwich (NDL) d		0930		0947			1000		1017			1030		1047			1100
Tulse Hill (TUH)  4 a		0934	0939	0951	0954		1004	1009	1021	1024		1034	1039	1051	1054		1104
Tulse Hill (TUH)  4 d			0940	0951	0956			1010	1021	1026			1040	1051	1056		
Streatham (STE)  4 d			0944	0955a	1000			1014	1025a	1030			1044	1055a	1100		
Tooting (TOO) d			0949					1019					1049				
Haydons Road (HYR) d			0952					1022					1052				
Wimbledon (WIM)  6 a			0954					1024					1054				
Wimbledon (WIM)  6 d			0955					1025					1055				
Wimbledon Chase (WBO) d			0958					1028					1058				
South Merton (SMO) d			1000					1030					1100				
Morden South (MDS) d			1003					1033					1103				
St Helier (SIH) d			1005					1035					1105				
Sutton Common (SUC) d			1007					1037					1107				
West Sutton (WSU) d			1010					1040					1110				
Mitcham Eastfields (MTC) d	1000				1004	1030				1034	1100				1104	1130	
Mitcham Junction (MIJ)  d	1003				1007	1033				1037	1103				1107	1133	
Hackbridge (HCB) d	1006				1010	1036				1040	1106				1110	1136	
Carshalton (CSH) d	1009				1013	1039				1043	1109				1113	1139	
Sutton (Surrey) (SUO)  4 a	1013		1014		1017	1043		1044		1047	1113		1114		1117	1143	

NOTES (see introductory pages for explanation of train operator codes and standard symbols)

- a Arrival time
d Departure time
- C To Dorking
D To East Croydon
E To Beckenham Junction
F From St Albans City
G To Horsham

London to Wimbledon and Sutton via Streatham and Tulse Hill

Saturdays


















Operator Days of operation/Notes	TL	SN	TL	SN	SN	TL	SN	TL	SN	SN	TL	SN	TL	SN	TL	SN	TL	SN
	F	D	F	G	E	F	D	F	C	E	F	D	F	G	E	F	D	
London Victoria (VIC)  10 d				1141					1211					1241				
Clapham Junction (CLJ) 10 d				1148					1218					1248				
Balham (BAL)  4 d				1153					1223					1253				
St Pancras International (STP)  15 d	1042		1057			1112		1127			1142		1157				1212	
Farringdon (ZFD)  3 d	1047		1102			1117		1132			1147		1202				1217	
City Thameslink (CTK)  3 d	1049		1104			1119		1134			1149		1204				1219	
London Blackfriars (BFR)  3 d	1051		1106			1121		1136			1151		1206				1221	
Elephant & Castle (EPH)  d	1055		1110			1125		1140			1155		1210				1225	
Loughborough Jn (LGJ) d	1100		1115			1130		1145			1200		1215				1230	
Herne Hill (HNH)  4 d	1105		1120			1135		1150			1205		1220				1235	
London Bridge (LBG)  4 d		1101			1114		1131			1144		1201				1214		1231
South Bermondsey (SBM) d		1106			1119		1136			1149		1206				1219		1236
Queens Rd Peckham (QRP) d		1109			1122		1139			1152		1209				1222		1239
Peckham Rye (PMR)  4 d		1112			1125		1142			1155		1212				1225		1242
East Dulwich (EDW) d		1115			1128		1145			1158		1215				1228		1245
North Dulwich (NDL) d		1117			1130		1147			1200		1217				1230		1247
Tulse Hill (TUH)  4 a	1109	1121	1124		1134	1139	1151	1154		1204	1209	1221	1224		1234	1239	1251	
Tulse Hill (TUH)  4 d	1110	1121	1126			1140	1151	1156			1210	1221	1226				1240	1251
Streatham (STE)  4 d	1114	1125a	1130			1144	1155a	1200			1214	1225a	1230				1244	1255a
Tooting (TOO) d		1119				1149					1219						1249	
Haydons Road (HYR) d		1122				1152					1222						1252	
Wimbledon (WIM)  6 a		1124				1154					1224						1254	
Wimbledon (WIM)  6 d		1125				1155					1225						1255	
Wimbledon Chase (WBO) d		1128				1158					1228						1258	
South Merton (SMO) d		1130				1200					1230						1300	
Morden South (MDS) d		1133				1203					1233						1303	
St Helier (SIH) d		1135				1205					1235						1305	
Sutton Common (SUC) d		1137				1207					1237						1307	
West Sutton (WSU) d		1140				1210					1240						1310	
Mitcham Eastfields (MTC) d			1134	1200				1204	1230				1234	1300				
Mitcham Junction (MIJ)  d			1137	1203				1207	1233				1237	1303				
Hackbridge (HCB) d			1140	1206				1210	1236				1240	1306				
Carshalton (CSH) d			1143	1209				1213	1239				1243	1309				
Sutton (Surrey) (SUO)  4 a	1144		1147	1213		1214		1217	1243		1244		1247	1313			1314	

NOTES (see introductory pages for explanation of train operator codes and standard symbols)

- a Arrival time
- d Departure time
- C To Dorking
- D To East Croydon
- E To Beckenham Junction
- F From St Albans City
- G To Horsham

London to Wimbledon and Sutton via Streatham and Tulse Hill

Saturdays


















Operator Days of operation/Notes	TL	SN	SN	TL	SN	TL	SN	SN	TL	SN	TL	SN	SN	TL	SN	TL	SN
	F	C	E	F	D	F	G	E	F	D	F	C	E	F	D	F	G
London Victoria (VIC)  10 d		1311					1341					1411					1441
Clapham Junction (CLJ) 10 d		1318					1348					1418					1448
Balham (BAL)  4 d		1323					1353					1423					1453
St Pancras International (STP)  15 d	1227			1242		1257			1312		1327			1342		1357	
Farringdon (ZFD)  3 d	1232			1247		1302			1317		1332			1347		1402	
City Thameslink (CTK)  3 d	1234			1249		1304			1319		1334			1349		1404	
London Blackfriars (BFR)  3 d	1236			1251		1306			1321		1336			1351		1406	
Elephant & Castle (EPH)  d	1240			1255		1310			1325		1340			1355		1410	
Loughborough Jn (LGJ) d	1245			1300		1315			1330		1345			1400		1415	
Herne Hill (HNH)  4 d	1250			1305		1320			1335		1350			1405		1420	
London Bridge (LBG)  4 d			1244		1301			1314		1331			1344		1401		
South Bermondsey (SBM) d			1249		1306			1319		1336			1349		1406		
Queens Rd Peckham (QRP) d			1252		1309			1322		1339			1352		1409		
Peckham Rye (PMR)  4 d			1255		1312			1325		1342			1355		1412		
East Dulwich (EDW) d			1258		1315			1328		1345			1358		1415		
North Dulwich (NDL) d			1300		1317			1330		1347			1400		1417		
Tulse Hill (TUH)  4 a	1254		1304	1309	1321	1324		1334	1339	1351	1354		1404	1409	1421	1424	
Tulse Hill (TUH)  4 d	1256			1310	1321	1326			1340	1351	1356			1410	1421	1426	
Streatham (STE)  4 d	1300			1314	1325a	1330			1344	1355a	1400			1414	1425a	1430	
Tooting (TOO) d				1319					1349					1419			
Haydons Road (HYR) d				1322					1352					1422			
Wimbledon (WIM)  6 a				1324					1354					1424			
Wimbledon (WIM)  6 d				1325					1355					1425			
Wimbledon Chase (WBO) d				1328					1358					1428			
South Merton (SMO) d				1330					1400					1430			
Morden South (MDS) d				1333					1403					1433			
St Helier (SIH) d				1335					1405					1435			
Sutton Common (SUC) d				1337					1407					1437			
West Sutton (WSU) d				1340					1410					1440			
Mitcham Eastfields (MTC) d	1304	1330				1334	1400				1404	1430				1434	1500
Mitcham Junction (MIJ)  d	1307	1333				1337	1403				1407	1433				1437	1503
Hackbridge (HCB) d	1310	1336				1340	1406				1410	1436				1440	1506
Carshalton (CSH) d	1313	1339				1343	1409				1413	1439				1443	1509
Sutton (Surrey) (SUO)  4 a	1317	1343		1344		1347	1413		1414		1417	1443		1444		1447	1513

NOTES (see introductory pages for explanation of train operator codes and standard symbols)

- a Arrival time
d Departure time
- C To Dorking
D To East Croydon
E To Beckenham Junction
F From St Albans City
G To Horsham

London to Wimbledon and Sutton via Streatham and Tulse Hill

Saturdays

Operator Days of operation/Notes	SN	TL	SN	TL	SN	SN	TL	SN	TL	SN	SN	TL	SN	TL	SN	SN	TL
	E	F	D	F	C	E	F	D	F	G	E	F	D	F	C	E	F
London Victoria (VIC)  10 d					1511					1541					1611		
Clapham Junction (CLJ) 10 d					1518					1548					1618		
Balham (BAL)  4 d					1523					1553					1623		
St Pancras International (STP)  15 d		1412		1427			1442		1457			1512		1527			1542
Farringdon (ZFD)  3 d		1417		1432			1447		1502			1517		1532			1547
City Thameslink (CTK)  3 d		1419		1434			1449		1504			1519		1534			1549
London Blackfriars (BFR)  3 d		1421		1436			1451		1506			1521		1536			1551
Elephant & Castle (EPH)  d		1425		1440			1455		1510			1525		1540			1555
Loughborough Jn (LGJ) d		1430		1445			1500		1515			1530		1545			1600
Herne Hill (HNH)  4 d		1435		1450			1505		1520			1535		1550			1605
London Bridge (LBG)  4 d	1414		1431			1444		1501			1514		1531			1544	
South Bermondsey (SBM) d	1419		1436			1449		1506			1519		1536			1549	
Queens Rd Peckham (QRP) d	1422		1439			1452		1509			1522		1539			1552	
Peckham Rye (PMR)  4 d	1425		1442			1455		1512			1525		1542			1555	
East Dulwich (EDW) d	1428		1445			1458		1515			1528		1545			1558	
North Dulwich (NDL) d	1430		1447			1500		1517			1530		1547			1600	
Tulse Hill (TUH)  4 a	1434	1439	1451	1454		1504	1509	1521	1524		1534	1539	1551	1554		1604	1609
Tulse Hill (TUH)  4 d		1440	1451	1456			1510	1521	1526			1540	1551	1556			1610
Streatham (STE)  4 d		1444	1455a	1500			1514	1525a	1530			1544	1555a	1600			1614
Tooting (TOO) d		1449					1519					1549					1619
Haydons Road (HYR) d		1452					1522					1552					1622
Wimbledon (WIM)  6 a		1454					1524					1554					1624
Wimbledon (WIM)  6 d		1455					1525					1555					1625
Wimbledon Chase (WBO) d		1458					1528					1558					1628
South Merton (SMO) d		1500					1530					1600					1630
Morden South (MDS) d		1503					1533					1603					1633
St Helier (SIH) d		1505					1535					1605					1635
Sutton Common (SUC) d		1507					1537					1607					1637
West Sutton (WSU) d		1510					1540					1610					1640
Mitcham Eastfields (MTC) d				1504	1530					1534	1600				1604	1630	
Mitcham Junction (MIJ)  d				1507	1533					1537	1603				1607	1633	
Hackbridge (HCB) d				1510	1536					1540	1606				1610	1636	
Carshalton (CSH) d				1513	1539					1543	1609				1613	1639	
Sutton (Surrey) (SUO)  4 a		1514		1517	1543		1544		1547	1613		1614		1617	1643		1644

NOTES (see introductory pages for explanation of train operator codes and standard symbols)

- a Arrival time
- d Departure time

- C To Dorking
- D To East Croydon
- E To Beckenham Junction
- F From St Albans City
- G To Horsham

London to Wimbledon and Sutton via Streatham and Tulse Hill

Saturdays











Operator Days of operation/Notes	SN D	TL F	SN G	SN E	TL F	SN D	TL F	SN C	SN E	TL F	SN D	TL F	SN G	SN E	TL F	SN D	TL F
London Victoria (VIC) 10 d			1641					1711					1741				
Clapham Junction (CLJ) 10 d			1648					1718					1748				
Balham (BAL) 4 d			1653					1723					1753				
St Pancras International (STP) 15 d		1557			1612		1627			1642		1657			1712		1727
Farringdon (ZFD) 3 d		1602			1617		1632			1647		1702			1717		1732
City Thameslink (CTK) 3 d		1604			1619		1634			1649		1704			1719		1734
London Blackfriars (BFR) 3 d		1606			1621		1636			1651		1706			1721		1736
Elephant & Castle (EPH) d		1610			1625		1640			1655		1710			1725		1740
Loughborough Jn (LGJ) d		1615			1630		1645			1700		1715			1730		1745
Herne Hill (HNH) 4 d		1620			1635		1650			1705		1720			1735		1750
London Bridge (LBG) 4 d	1601			1614		1631			1644		1701			1714		1731	
South Bermondsey (SBM) d	1606			1619		1636			1649		1706			1719		1736	
Queens Rd Peckham (QRP) d	1609			1622		1639			1652		1709			1722		1739	
Peckham Rye (PMR) 4 d	1612			1625		1642			1655		1712			1725		1742	
East Dulwich (EDW) d	1615			1628		1645			1658		1715			1728		1745	
North Dulwich (NDL) d	1617			1630		1647			1700		1717			1730		1747	
Tulse Hill (TUH) 4 a	1621	1624		1634	1639	1651	1654		1704	1709	1721	1724		1734	1739	1751	1754
Tulse Hill (TUH) 4 d	1621	1626			1640	1651	1656			1710	1721	1726			1740	1751	1756
Streatham (STE) 4 d	1625a	1630			1644	1655a	1700			1714	1725a	1730			1744	1755a	1800
Tooting (TOO) d					1649					1719					1749		
Haydons Road (HYR) d					1652					1722					1752		
Wimbledon (WIM) 6 a					1654					1724					1754		
Wimbledon (WIM) 6 d					1655					1725					1755		
Wimbledon Chase (WBO) d					1658					1728					1758		
South Merton (SMO) d					1700					1730					1800		
Morden South (MDS) d					1703					1733					1803		
St Helier (SIH) d					1705					1735					1805		
Sutton Common (SUC) d					1707					1737					1807		
West Sutton (WSU) d					1710					1740					1810		
Mitcham Eastfields (MTC) d		1634	1700				1704	1730				1734	1800				1804
Mitcham Junction (MIJ) d		1637	1703				1707	1733				1737	1803				1807
Hackbridge (HCB) d		1640	1706				1710	1736				1740	1806				1810
Carshalton (CSH) d		1643	1709				1713	1739				1743	1809				1813
Sutton (Surrey) (SUO) 4 a		1647	1713		1714		1717	1743		1744		1747	1813		1814		1817

NOTES (see introductory pages for explanation of train operator codes and standard symbols)

- a Arrival time
d Departure time
- C To Dorking
D To East Croydon
E To Beckenham Junction
F From St Albans City
G To Horsham

London to Wimbledon and Sutton via Streatham and Tulse Hill

Saturdays



































Operator Days of operation/Notes	SN	SN	TL	SN	TL	SN	SN	TL	SN	TL	SN	SN	TL	SN	TL	SN	SN
	C	E	F	D	F	C	E	F	D	F	C	E	F	D	F	C	E
London Victoria (VIC)  10 d	1811					1841					1911					1941	
Clapham Junction (CLJ) 10 d	1818					1848					1918					1948	
Balham (BAL)  4 d	1823					1853					1923					1953	
St Pancras International (STP)  15 d			1742		1757			1812		1827			1842		1857		
Farringdon (ZFD)  3 d			1747		1802			1817		1832			1847		1902		
City Thameslink (CTK) 3 d			1749		1804			1819		1834			1849		1904		
London Blackfriars (BFR)  3 d			1751		1806			1821		1836			1851		1906		
Elephant & Castle (EPH)  d			1755		1810			1825		1840			1855		1910		
Loughborough Jn (LGJ) d			1800		1815			1830		1845			1900		1915		
Herne Hill (HNH) 4 d			1805		1820			1835		1850			1905		1920		
London Bridge (LBG)  4 d		1744		1801			1814		1831			1844		1901			1914
South Bermondsey (SBM) d		1749		1806			1819		1836			1849		1906			1919
Queens Rd Peckham (QRP) d		1752		1809			1822		1839			1852		1909			1922
Peckham Rye (PMR) 4 d		1755		1812			1825		1842			1855		1912			1925
East Dulwich (EDW) d		1758		1815			1828		1845			1858		1915			1928
North Dulwich (NDL) d		1800		1817			1830		1847			1900		1917			1930
Tulse Hill (TUH) 4 a		1804	1809	1821	1824		1834	1839	1851	1854		1904	1909	1921	1924		1934
Tulse Hill (TUH) 4 d			1810	1821	1826			1840	1851	1856			1910	1921	1926		
Streatham (STE) 4 d			1814	1825a	1830			1844	1855a	1900			1914	1925a	1930		
Tooting (TOO) d			1819					1849					1919				
Haydons Road (HYR) d			1822					1852					1922				
Wimbledon (WIM)  6 a			1824					1854					1924				
Wimbledon (WIM)  6 d			1825					1855					1925				
Wimbledon Chase (WBO) d			1828					1858					1928				
South Merton (SMO) d			1830					1900					1930				
Morden South (MDS) d			1833					1903					1933				
St Helier (SIH) d			1835					1905					1935				
Sutton Common (SUC) d			1837					1907					1937				
West Sutton (WSU) d			1840					1910					1940				
Mitcham Eastfields (MTC) d	1830				1834	1900				1904	1930				1934	2000	
Mitcham Junction (MIJ)  d	1833				1837	1903				1907	1933				1937	2003	
Hackbridge (HCB) d	1836				1840	1906				1910	1936				1940	2006	
Carshalton (CSH) d	1839				1843	1909				1913	1939				1943	2009	
Sutton (Surrey) (SUO) 4 a	1843		1844		1847	1913		1914		1917	1943		1944		1947	2013	

NOTES (see introductory pages for explanation of train operator codes and standard symbols)

- a Arrival time
d Departure time
- C To Dorking
D To East Croydon
E To Beckenham Junction
F From St Albans City

London to Wimbledon and Sutton via Streatham and Tulse Hill

Saturdays




















Operator Days of operation/Notes	TL	SN	TL	SN	SN	TL	SN	TL	SN	SN	TL	SN	TL	SN	TL	SN	TL
	F	D	F	C	E	F	D	F	C	E	F	D	F	C	F	D	F
London Victoria (VIC)  d				2011													
Clapham Junction (CLJ)  d				2018													
Balham (BAL)  d				2023													
St Pancras International (STP)  d	1912		1927			1942		1957			2012		2027		2042		2057
Farringdon (ZFD)  d	1917		1932			1947		2002			2017		2032		2047		2102
City Thameslink (CTK)  d	1919		1934			1949		2004			2019		2034		2049		
London Blackfriars (BFR)  d	1921		1936			1951		2006			2021		2036		2051		2106
Elephant & Castle (EPH)  d	1925		1940			1955		2010			2025		2040		2055		2110
Loughborough Jn (LGJ)  d	1930		1945			2000		2015			2030		2045		2100		2115
Herne Hill (HNH)  d	1935		1950			2005		2020			2035		2050		2105		2120
London Bridge (LBG)  d		1931			1944		2001			2014		2031					2101
South Bermondsey (SBM)  d		1936			1949		2006			2019		2036					2106
Queens Rd Peckham (QRP)  d		1939			1952		2009			2022		2039					2109
Peckham Rye (PMR)  d		1942			1955		2012			2025		2042					2112
East Dulwich (EDW)  d		1945			1958		2015			2028		2045					2115
North Dulwich (NDL)  d		1947			2000		2017			2030		2047					2117
Tulse Hill (TUH)  a	1939	1951	1954		2004	2009	2021	2024		2034	2039	2051	2054		2109	2121	2124
Tulse Hill (TUH)  d	1940	1951	1956			2010	2021	2026			2040	2051	2056		2110	2121	2126
Streatham (STE)  d	1944	1955a	2000			2014	2025a	2030			2044	2055a	2100		2114	2125a	2130
Tooting (TOO)  d	1949					2019					2049						2119
Haydons Road (HYR)  d	1952					2022					2052						2122
Wimbledon (WIM)  a	1954					2024					2054						2124
Wimbledon (WIM)  d	1955					2025					2055						2125
Wimbledon Chase (WBO)  d	1958					2028					2058						2128
South Merton (SMO)  d	2000					2030					2100						2130
Morden South (MDS)  d	2003					2033					2103						2133
St Helier (SIH)  d	2005					2035					2105						2135
Sutton Common (SUC)  d	2007					2037					2107						2137
West Sutton (WSU)  d	2010					2040					2110						2140
Mitcham Eastfields (MTC)  d			2004	2030				2034	2100				2104	2130			2134
Mitcham Junction (MIJ)  d			2007	2033				2037	2103				2107	2133			2137
Hackbridge (HCB)  d			2010	2036				2040	2106				2110	2136			2140
Carshalton (CSH)  d			2013	2039				2043	2109				2113	2139			2143
Sutton (Surrey) (SUO)  a	2014		2017	2043		2044		2047	2113		2114		2117	2143	2144		2147

NOTES (see introductory pages for explanation of train operator codes and standard symbols)

- a Arrival time
- d Departure time
- C To Dorking
- D To East Croydon
- E To Beckenham Junction
- F From St Albans City

London to Wimbledon and Sutton via Streatham and Tulse Hill

Saturdays














Operator Days of operation/Notes	SN C	SN E	TL F	SN D	TL F	SN C	TL F	SN D	TL F	SN C	SN E	TL F	SN D	TL F	SN C	SN J	TL F
London Victoria (VIC)  d	2141					2211				2241					2311		
Clapham Junction (CLJ)  d	2148					2218				2249					2318		
Balham (BAL)  d	2153					2223				2253					2323		
St Pancras International (STP)  d			2112		2127		2142		2157			2212		2227			2242
Farringdon (ZFD)  d			2117		2132		2147		2202			2217		2232			2247
City Thameslink (CTK)  d																	
London Blackfriars (BFR)  d			2121		2136		2151		2206			2221		2236			2251
Elephant & Castle (EPH)  d			2125		2140		2155		2210			2225		2240			2255
Loughborough Jn (LGJ)  d			2130		2145		2200		2215			2230		2245			2300
Herne Hill (HNH)  d			2135		2150		2205		2220			2235		2250			2305
London Bridge (LBG)  d		2114		2131				2201			2214		2231				2245
South Bermondsey (SBM) d		2119		2136				2206			2219		2236				2249
Queens Rd Peckham (QRP) d		2122		2139				2209			2222		2239				2252
Peckham Rye (PMR)  d		2125		2142				2212			2225		2242				2255
East Dulwich (EDW) d		2128		2145				2215			2228		2245				2258
North Dulwich (NDL) d		2130		2147				2217			2230		2247				2300
Tulse Hill (TUH)  a		2134	2139	2151	2154		2209	2221	2224		2234	2239	2251	2254		2304	2309
Tulse Hill (TUH)  d			2140	2151	2156		2210	2221	2226			2240	2251	2256		2304	2310
Streatham (STE)  d			2144	2155a	2200		2214	2225a	2230			2244	2255a	2300		2308a	2314
Tooting (TOO) d			2149				2219					2249					2319
Haydons Road (HYR) d			2152				2222					2252					2322
Wimbledon (WIM)  a			2154				2224					2254					2324
Wimbledon (WIM)  d			2155				2225					2255					2325
Wimbledon Chase (WBO) d			2158				2228					2258					2328
South Merton (SMO) d			2200				2230					2300					2330
Morden South (MDS) d			2203				2233					2303					2333
St Helier (SIH) d			2205				2235					2305					2335
Sutton Common (SUC) d			2207				2237					2307					2337
West Sutton (WSU) d			2210				2240					2310					2340
Mitcham Eastfields (MTC) d	2200				2204	2230				2234	2300				2304	2330	
Mitcham Junction (MIJ)  d	2203				2207	2233				2237	2303				2307	2333	
Hackbridge (HCB) d	2206				2210	2236				2240	2306				2310	2336	
Carshalton (CSH) d	2209				2213	2239				2243	2309				2313	2339	
Sutton (Surrey) (SUO)  a	2213		2214		2217	2243	2244		2247	2313		2314		2317	2343		2344

NOTES (see introductory pages for explanation of train operator codes and standard symbols)

- a Arrival time
- d Departure time
- C To Dorking
- D To East Croydon
- E To Beckenham Junction
- F From St Albans City
- J To Selhurst

London to Wimbledon and Sutton via Streatham and Tulse Hill

Saturdays

Operator Days of operation/Notes	TL	SN	TL	SN	TL	SN	SN	SN
	F	J	F	K	A	J	SUM L	SUM D
London Victoria (VIC)  10 d				2345				
Clapham Junction (CLJ) 10 d				2353				
Balham (BAL)  4 d				2357				
St Pancras International (STP)   15 d	2257		2312		2344			
Farringdon (ZFD)  3 d	2302		2317		2349			
City Thameslink (CTK) 3 d								
London Blackfriars (BFR)  3 d	2306		2321		2353			
Elephant & Castle (EPH)  d	2310		2325		2357			
Loughborough Jn (LGJ) d	2315		2330		0002			
Herne Hill (HNH) 4 d	2320		2335		0006			
London Bridge (LBG)  4 d		2314				2355	0001	0025
South Bermondsey (SBM) d		2319				2359	0007	0029
Queens Rd Peckham (QRP) d		2322				0002	0010	0035
Peckham Rye (PMR) 4 d		2325				0006	0012	0038
East Dulwich (EDW) d		2328				0009	0015	0041
North Dulwich (NDL) d		2330				0011	0017	0043
Tulse Hill (TUH) 4 a	2324	2334	2339		0010	0017	0021	0047
Tulse Hill (TUH) 4 d	2326	2334	2340		0011	0018		0047
Streatham (STE) 4 d	2330	2338a	2344		0014	0023a		0051a
Tooting (TOO) d			2349		0019			
Haydons Road (HYR) d			2352		0022			
Wimbledon (WIM)   6 a			2354		0024			
Wimbledon (WIM)   6 d			2355		0025			
Wimbledon Chase (WBO) d			2358		0028			
South Merton (SMO) d			0001		0030			
Morden South (MDS) d			0004		0033			
St Helier (SIH) d			0006		0035			
Sutton Common (SUC) d			0008		0037			
West Sutton (WSU) d			0011		0040			
Mitcham Eastfields (MTC) d	2334			0004				
Mitcham Junction (MIJ)  d	2337			0007				
Hackbridge (HCB) d	2340			0010				
Carshalton (CSH) d	2343			0013				
Sutton (Surrey) (SUO) 4 a	2347		0014	0017	0044			

NOTES (see introductory pages for explanation of train operator codes and standard symbols)

- a Arrival time
d Departure time
- A From Luton
D To East Croydon
F From St Albans City
J To Selhurst
K To Epsom
L To Norwood Junction
- SUM** Sunday mornings

London to Wimbledon and Sutton via Streatham and Tulse Hill

Sundays

Operator Days of operation/Notes	SN A	SN A	SN B	SN A	SN B	SN A	SN B	TL	SN A	SN B	TL	SN A	SN B	TL	SN A	SN B	TL C	TL
London Victoria (VIC) 10 d	0640	0710		0740		0810			0840			0910			0940			
Clapham Junction (CLJ) 10 d	0647	0717		0747		0817			0847			0917			0947			
Balham (BAL) 4 d	0653	0723		0752		0823			0852			0922			0952			
St Pancras International (STP) 15 d																	0937	
Farringdon (ZFD) 3 d																	0941	
City Thameslink (CTK) 3 d																		
London Blackfriars (BFR) 3 d														0929			0946	0959
Elephant & Castle (EPH) d														0933			0951	1003
Loughborough Jn (LGJ) d														0938			0956	1008
Herne Hill (HNH) 4 d														0942			1000	1012
London Bridge (LBG) 4 d			0718		0746		0817	0830		0847	0900		0914			0944		
South Bermondsey (SBM) d			0724		0753c		0824c			0853			0919			0949		
Queens Rd Peckham (QRP) d			0727		0756		0827			0856			0922			0952		
Peckham Rye (PMR) 4 d			0731		0800		0830	0839		0859	0909		0925			0955		
East Dulwich (EDW) d			0734		0803		0833			0902			0928			0958		
North Dulwich (NDL) d			0737		0806		0835			0904			0930			1000		
Tulse Hill (TUH) 4 a			0740		0809		0838	0845		0907	0915		0933	0946		1003	1005	1016
Tulse Hill (TUH) 4 d			0743		0813		0839	0847		0908	0917		0934	0947		1004	1007	1017
Streatham (STE) 4 d			0746a		0816a		0842a	0850		0911a	0920		0937a	0950		1007a	1011	1020
Tooting (TOO) d																	1018	
Haydons Road (HYR) d																	1021	
Wimbledon (WIM) 6 a																	1023	
Wimbledon (WIM) 6 d																	1024	
Wimbledon Chase (WBO) d																	1027	
South Merton (SMO) d																	1029	
Morden South (MDS) d																	1032	
St Helier (SIH) d																	1034	
Sutton Common (SUC) d																	1036	
West Sutton (WSU) d																	1040	
Mitcham Eastfields (MTC) d	0700	0730		0800		0830		0854	0859		0924	0929		0954	0959			1024
Mitcham Junction (MIJ) d	0703	0733		0803		0833		0857	0902		0927	0932		0957	1002			1027
Hackbridge (HCB) d	0706	0736		0806		0836		0900	0905		0930	0935		1000	1005			1030
Carshalton (CSH) d	0709	0738		0809		0838		0903	0908		0933	0938		1003	1008			1033
Sutton (Surrey) (SUO) 4 a	0712	0742		0812		0842		0906	0912		0936	0942		1006	1012		1044	1036





















NOTES (see introductory pages for explanation of train operator codes and standard symbols)

- a Arrival time
- d Departure time
- c Arrives 3 minutes earlier

- A To Dorking
- B To East Croydon
- C From Luton

London to Wimbledon and Sutton via Streatham and Tulse Hill

Sundays




















Operator Days of operation/Notes	SN A	SN A	SN B	TL C	TL	SN A	SN B	TL C	TL	SN A	SN B	TL C	TL	SN A	SN B	TL C	TL	SN A	
London Victoria (VIC)  10 d	1010	1038				1108				1138				1208				1238	
Clapham Junction (CLJ) 10 d	1017	1045				1115				1145				1215				1245	
Balham (BAL)  4 d	1022	1050				1120				1150				1220				1250	
St Pancras International (STP)   15 d				1007					1037							1137	1157		
Farringdon (ZFD)  3 d				1011					1041							1141	1201		
City Thameslink (CTK)  3 d																			
London Blackfriars (BFR)  3 d				1016	1036				1046	1106				1116	1136			1146	1206
Elephant & Castle (EPH)  d				1021	1040				1051	1110				1121	1140			1151	1210
Loughborough Jn (LGJ) d				1026	1045				1056	1115				1126	1145			1156	1215
Herne Hill (HNH)  4 d				1030	1050				1100	1119				1130	1150			1200	1220
London Bridge (LBG)  4 d			1014				1044					1114				1144			
South Bermondsey (SBM) d			1019				1049					1119				1149			
Queens Rd Peckham (QRP) d			1022				1052					1122				1152			
Peckham Rye (PMR)  4 d			1025				1055					1125				1155			
East Dulwich (EDW) d			1028				1058					1128				1158			
North Dulwich (NDL) d			1030				1100					1130				1200			
Tulse Hill (TUH)  4 a			1033	1035	1054		1103	1105	1124			1133	1135	1154		1203	1205	1224	
Tulse Hill (TUH)  4 d			1034	1037	1057		1104	1107	1127			1134	1137	1157		1204	1207	1227	
Streatham (STE)  4 d			1037a	1041	1101		1107a	1111	1131			1137a	1141	1201		1207a	1211	1231	
Tooting (TOO) d			1048					1119					1149				1219		
Haydons Road (HYR) d			1051					1122					1152				1222		
Wimbledon (WIM)   6 a			1053					1124					1154				1224		
Wimbledon (WIM)   6 d			1054					1125					1155				1225		
Wimbledon Chase (WBO) d			1057					1128					1158				1228		
South Merton (SMO) d			1059					1130					1200				1230		
Morden South (MDS) d			1102					1133					1203				1233		
St Helier (SIH) d			1104					1135					1205				1235		
Sutton Common (SUC) d			1106					1137					1207				1237		
West Sutton (WSU) d			1109					1140					1210				1240		
Mitcham Eastfields (MTC) d	1029	1057			1105	1127			1135	1157			1205	1227			1235	1257	
Mitcham Junction (MIJ)  d	1032	1100			1108	1130			1138	1200			1208	1230			1238	1300	
Hackbridge (HCB) d	1035	1103			1111	1133			1141	1203			1211	1233			1241	1303	
Carshalton (CSH) d	1038	1106			1114	1136			1144	1206			1214	1236			1244	1306	
Sutton (Surrey) (SUO)  4 a	1042	1110		1114	1117	1140		1144	1147	1210		1214	1217	1240		1244	1247	1310	

NOTES (see introductory pages for explanation of train operator codes and standard symbols)

- a Arrival time
d Departure time
- A To Dorking
B To East Croydon
C From Luton

London to Wimbledon and Sutton via Streatham and Tulse Hill

Sundays

Operator Days of operation/Notes	SN B	TL C	TL	SN A	SN B	TL C	TL C	SN A	SN B	TL C	TL D	SN A	SN B	TL C	TL D	SN A	SN B	TL C	
London Victoria (VIC)  d				1308				1338				1408				1438			
Clapham Junction (CLJ)  d				1315				1345				1415				1445			
Balham (BAL)  d				1320				1350				1420				1450			
St Pancras International (STP)  d		1207	1227			1237	1257			1312	1327			1342	1357			1412	
Farringdon (ZFD)  d		1211	1231			1241	1301			1316	1331			1346	1401			1416	
City Thameslink (CTK)  d																			
London Blackfriars (BFR)  d		1216	1236			1246	1306			1321	1336			1351	1406			1421	
Elephant & Castle (EPH)  d		1221	1240			1251	1310			1325	1340			1355	1410			1425	
Loughborough Jn (LGJ)  d		1226	1245			1256	1315			1330	1345			1400	1415			1430	
Herne Hill (HNH)  d		1234e	1250			1304e	1320			1334	1350			1404	1420			1434	
London Bridge (LBG)  d	1214				1244				1314				1344					1414	
South Bermondsey (SBM) d	1219				1249				1319				1349					1419	
Queens Rd Peckham (QRP) d	1222				1252				1322				1352					1422	
Peckham Rye (PMR)  d	1225				1255				1325				1355					1425	
East Dulwich (EDW) d	1228				1258				1328				1358					1428	
North Dulwich (NDL) d	1230				1300				1330				1400					1430	
Tulse Hill (TUH)  a	1233	1239	1254		1303	1309	1324		1333	1339	1354		1403	1409	1424			1433	1439
Tulse Hill (TUH)  d	1234	1239	1257		1304	1309	1327		1334	1339	1357		1404	1409	1427			1434	1439
Streatham (STE)  d	1237a	1243	1301		1307a	1313	1331		1337a	1343	1401		1407a	1413	1431			1437a	1443
Tooting (TOO) d		1249				1319				1349				1419				1449	
Haydons Road (HYR) d		1252				1322				1352				1422				1452	
Wimbledon (WIM)  a		1254				1324				1354				1424				1454	
Wimbledon (WIM)  d		1255				1325				1355				1425				1455	
Wimbledon Chase (WBO) d		1258				1328				1358				1428				1458	
South Merton (SMO) d		1300				1330				1400				1430				1500	
Morden South (MDS) d		1303				1333				1403				1433				1503	
St Helier (SIH) d		1305				1335				1405				1435				1505	
Sutton Common (SUC) d		1307				1337				1407				1437				1507	
West Sutton (WSU) d		1310				1340				1410				1440				1510	
Mitcham Eastfields (MTC) d			1305	1327			1335	1357			1405	1427			1435	1457			
Mitcham Junction (MIJ)  d			1308	1330			1338	1400			1408	1430			1438	1500			
Hackbridge (HCB) d			1311	1333			1341	1403			1411	1433			1441	1503			
Carshalton (CSH) d			1314	1336			1344	1406			1414	1436			1444	1506			
Sutton (Surrey) (SUO)  a		1314	1317	1340		1344	1347	1410		1414	1417	1440		1444	1447	1510		1514	




















NOTES (see introductory pages for explanation of train operator codes and standard symbols)

- a Arrival time
- d Departure time
- e Arrives 5 minutes earlier

- A To Dorking
- B To East Croydon
- C From Luton
- D From St Albans City

London to Wimbledon and Sutton via Streatham and Tulse Hill

Sundays




















Operator Days of operation/Notes	TL	SN	SN	TL	TL	SN	SN	TL	TL	SN	SN	TL	TL	SN	SN	TL	TL	SN
	D	A	B	C	D	A	B	C	D	A	B	C	D	A	B	C	D	A
London Victoria (VIC)  d		1508				1538				1608				1638				1708
Clapham Junction (CLJ)  d		1515				1545				1615				1645				1715
Balham (BAL)  d		1520				1550				1620				1650				1720
St Pancras International (STP)  d	1427			1442	1457			1512	1527			1542	1557			1612	1627	
Farringdon (ZFD)  d	1431			1446	1501			1516	1531			1546	1601			1616	1631	
City Thameslink (CTK)  d																		
London Blackfriars (BFR)  d	1436			1451	1506			1521	1536			1551	1606			1621	1636	
Elephant & Castle (EPH)  d	1440			1455	1510			1525	1540			1555	1610			1625	1640	
Loughborough Jn (LGJ)  d	1445			1500	1515			1530	1545			1600	1615			1630	1645	
Herne Hill (HNH)  d	1450			1504	1520			1534	1550			1604	1620			1634	1650	
London Bridge (LBG)  d			1444				1514				1544				1614			
South Bermondsey (SBM) d			1449				1519				1549				1619			
Queens Rd Peckham (QRP) d			1452				1522				1552				1622			
Peckham Rye (PMR)  d			1455				1525				1555				1625			
East Dulwich (EDW) d			1458				1528				1558				1628			
North Dulwich (NDL) d			1500				1530				1600				1630			
Tulse Hill (TUH)  a	1454		1503	1509	1524		1533	1539	1554		1603	1609	1624		1633	1639	1654	
Tulse Hill (TUH)  d	1457		1504	1509	1527		1534	1539	1557		1604	1609	1627		1634	1639	1657	
Streatham (STE)  d	1501		1507a	1513	1531		1537a	1543	1601		1607a	1613	1631		1637a	1643	1701	
Tooting (TOO) d			1519				1549				1619				1649			
Haydons Road (HYR) d			1522				1552				1622				1652			
Wimbledon (WIM)  a			1524				1554				1624				1654			
Wimbledon (WIM)  d			1525				1555				1625				1655			
Wimbledon Chase (WBO) d			1528				1558				1628				1658			
South Merton (SMO) d			1530				1600				1630				1700			
Morden South (MDS) d			1533				1603				1633				1703			
St Helier (SIH) d			1535				1605				1635				1705			
Sutton Common (SUC) d			1537				1607				1637				1707			
West Sutton (WSU) d			1540				1610				1640				1710			
Mitcham Eastfields (MTC) d	1505	1527			1535	1557			1605	1627			1635	1657			1705	1727
Mitcham Junction (MIJ)  d	1508	1530			1538	1600			1608	1630			1638	1700			1708	1730
Hackbridge (HCB) d	1511	1533			1541	1603			1611	1633			1641	1703			1711	1733
Carshalton (CSH) d	1514	1536			1544	1606			1614	1636			1644	1706			1714	1736
Sutton (Surrey) (SUO)  a	1517	1540		1544	1547	1610		1614	1617	1640		1644	1647	1710		1714	1717	1740

NOTES (see introductory pages for explanation of train operator codes and standard symbols)

- a Arrival time
d Departure time
- A To Dorking
B To East Croydon
C From Luton
D From St Albans City

London to Wimbledon and Sutton via Streatham and Tulse Hill

Sundays


















Operator Days of operation/Notes	SN B	TL C	TL D	SN A	SN B	TL C	TL D	SN A	SN B	TL C	TL D	SN A	SN B	TL C	TL D	SN A	SN B	TL C	
London Victoria (VIC)  d				1738				1808				1838				1908			
Clapham Junction (CLJ)  d				1745				1815				1845				1915			
Balham (BAL)  d				1750				1820				1850				1920			
St Pancras International (STP)  d		1642	1657			1712	1727			1742	1757			1812	1827			1842	
Farringdon (ZFD)  d		1646	1701			1716	1731			1746	1801			1816	1831			1846	
City Thameslink (CTK)  d																			
London Blackfriars (BFR)  d		1651	1706			1721	1736			1751	1806			1821	1836			1851	
Elephant & Castle (EPH)  d		1655	1710			1725	1740			1755	1810			1825	1840			1855	
Loughborough Jn (LGJ)  d		1700	1715			1730	1745			1800	1815			1830	1845			1900	
Herne Hill (HNH)  d		1704	1720			1734	1750			1804	1820			1834	1850			1904	
London Bridge (LBG)  d	1644				1714				1744				1814					1844	
South Bermondsey (SBM) d	1649				1719				1749				1819					1849	
Queens Rd Peckham (QRP) d	1652				1722				1752				1822					1852	
Peckham Rye (PMR)  d	1655				1725				1755				1825					1855	
East Dulwich (EDW) d	1658				1728				1758				1828					1858	
North Dulwich (NDL) d	1700				1730				1800				1830					1900	
Tulse Hill (TUH)  a	1703	1709	1724		1733	1739	1754		1803	1809	1824		1833	1839	1854			1903	1909
Tulse Hill (TUH)  d	1704	1709	1727		1734	1739	1757		1804	1809	1827		1834	1839	1857			1904	1909
Streatham (STE)  d	1707a	1713	1731		1737a	1743	1801		1807a	1813	1831		1837a	1843	1901			1907a	1913
Tooting (TOO) d		1719				1749				1819				1849				1919	
Haydons Road (HYR) d		1722				1752				1822				1852				1922	
Wimbledon (WIM)  a		1724				1754				1824				1854				1924	
Wimbledon (WIM)  d		1725				1755				1825				1855				1925	
Wimbledon Chase (WBO) d		1728				1758				1828				1858				1928	
South Merton (SMO) d		1730				1800				1830				1900				1930	
Morden South (MDS) d		1733				1803				1833				1903				1933	
St Helier (SIH) d		1735				1805				1835				1905				1935	
Sutton Common (SUC) d		1737				1807				1837				1907				1937	
West Sutton (WSU) d		1740				1810				1840				1910				1940	
Mitcham Eastfields (MTC) d			1735	1757			1805	1827			1835	1857			1905	1927			
Mitcham Junction (MIJ)  d			1738	1800			1808	1830			1838	1900			1908	1930			
Hackbridge (HCB) d			1741	1803			1811	1833			1841	1903			1911	1933			
Carshalton (CSH) d			1744	1806			1814	1836			1844	1906			1914	1936			
Sutton (Surrey) (SUO)  a		1744	1747	1810		1814	1817	1840		1844	1847	1910		1914	1917	1940		1944	

NOTES (see introductory pages for explanation of train operator codes and standard symbols)

- a Arrival time
- d Departure time
- A To Dorking
- B To East Croydon
- C From Luton
- D From St Albans City

London to Wimbledon and Sutton via Streatham and Tulse Hill

Sundays




















Operator Days of operation/Notes	TL	SN	SN	TL	TL	SN	SN	TL	TL	SN	SN	TL	TL	SN	SN	TL	TL	SN		
	D	A	B	C	D	A	B	C	D	E	B	C	D	A	B	C	D	E		
London Victoria (VIC)  10 d		1938				2008				2038				2108				2138		
Clapham Junction (CLJ) 10 d		1945				2015				2045				2115				2145		
Balham (BAL)  4 d		1950				2021				2050				2120				2150		
St Pancras International (STP)  15 d	1857			1912	1927			1942	1957				2012	2027			2042	2057		
Farringdon (ZFD)  3 d	1901			1916	1931			1946	2001				2016	2031			2046	2101		
City Thameslink (CTK)  3 d																				
London Blackfriars (BFR)  3 d	1906			1921	1936			1951	2006				2021	2036			2051	2106		
Elephant & Castle (EPH)  d	1910			1925	1940			1955	2010				2025	2040			2055	2110		
Loughborough Jn (LGJ) d	1915			1930	1945			2000	2015				2030	2045			2100	2115		
Herne Hill (HNH)  4 d	1920			1934	1950			2004	2020				2034	2050			2104	2120		
London Bridge (LBG)  4 d			1914				1944						2014				2044			
South Bermondsey (SBM) d			1919				1949						2019				2049			
Queens Rd Peckham (QRP) d			1922				1952						2022				2052			
Peckham Rye (PMR)  4 d			1925				1955						2025				2055			
East Dulwich (EDW) d			1928				1958						2028				2058			
North Dulwich (NDL) d			1930				2000						2030				2100			
Tulse Hill (TUH)  4 a	1924		1933	1939	1954		2003	2009	2024				2033	2039	2054		2103	2109	2124	
Tulse Hill (TUH)  4 d	1927		1934	1939	1957		2004	2009	2027				2034	2039	2057		2104	2109	2127	
Streatham (STE)  4 d	1931		1937a	1943	2001		2007a	2013	2031				2037a	2043	2101		2107a	2113	2131	
Tooting (TOO) d			1949					2019					2049					2119		
Haydons Road (HYR) d			1952					2022					2052					2122		
Wimbledon (WIM)  6 a			1954					2024					2054					2124		
Wimbledon (WIM)  6 d			1955					2025					2055					2125		
Wimbledon Chase (WBO) d			1958					2028					2058					2128		
South Merton (SMO) d			2000					2030					2100					2130		
Morden South (MDS) d			2003					2033					2103					2133		
St Helier (SIH) d			2005					2035					2105					2135		
Sutton Common (SUC) d			2007					2037					2107					2137		
West Sutton (WSU) d			2010					2040					2110					2140		
Mitcham Eastfields (MTC) d	1935	1957			2005	2028			2035	2057			2105	2127				2135	2157	
Mitcham Junction (MIJ)  d	1938	2000			2008	2031			2038	2100			2108	2130				2138	2200	
Hackbridge (HCB) d	1941	2003			2011	2034			2041	2103			2111	2133				2141	2203	
Carshalton (CSH) d	1944	2006			2014	2036			2044	2106			2114	2136				2144	2206	
Sutton (Surrey) (SUO)  4 a	1947	2010		2014	2017	2040			2044	2047	2110		2114	2117	2140			2144	2147	2210

NOTES (see introductory pages for explanation of train operator codes and standard symbols)

- a Arrival time
d Departure time
- A To Dorking
B To East Croydon
C From Luton
D From St Albans City
E To Epsom

London to Wimbledon and Sutton via Streatham and Tulse Hill

Sundays

Operator Days of operation/Notes	SN B	TL C	TL D	SN A	SN B	TL C	SN B	SN E	SN B	SN A	SN B
London Victoria (VIC)  d				2211				2241		2311	
Clapham Junction (CLJ)  d				2218				2249		2319	
Balham (BAL)  d				2223				2253		2323	
St Pancras International (STP)  d		2112	2127			2142					
Farringdon (ZFD)  d		2116	2131			2146					
City Thameslink (CTK)  d											
London Blackfriars (BFR)  d		2121	2136			2151					
Elephant & Castle (EPH)  d		2125	2140			2155					
Loughborough Jn (LGJ)  d		2130	2145			2200					
Herne Hill (HNH)  d		2134	2150			2204					
London Bridge (LBG)  d	2114				2144		2214		2244		2317
South Bermondsey (SBM) d	2119				2149		2219		2249		2323
Queens Rd Peckham (QRP) d	2122				2152		2222		2252		2327
Peckham Rye (PMR)  d	2125				2155		2225		2255		2330
East Dulwich (EDW) d	2128				2158		2228		2258		2334
North Dulwich (NDL) d	2130				2200		2230		2300		2337
Tulse Hill (TUH)  a	2133	2139	2154		2203	2209	2233		2303		2340
Tulse Hill (TUH)  d	2134	2139	2157		2204	2209	2234		2304		2343
Streatham (STE)  d	2137a	2143	2201		2207a	2213	2237a		2307a		2346a
Tooting (TOO) d		2149				2219					
Haydons Road (HYR) d		2152				2222					
Wimbledon (WIM)  a		2154				2224					
Wimbledon (WIM)  d		2155				2225					
Wimbledon Chase (WBO) d		2158				2228					
South Merton (SMO) d		2200				2230					
Morden South (MDS) d		2203				2233					
St Helier (SIH) d		2205				2235					
Sutton Common (SUC) d		2207				2237					
West Sutton (WSU) d		2210				2240					
Mitcham Eastfields (MTC) d			2205	2230				2300		2330	
Mitcham Junction (MIJ)  d			2208	2233				2303		2333	
Hackbridge (HCB) d			2211	2236				2306		2336	
Carshalton (CSH) d			2214	2239				2309		2339	
Sutton (Surrey) (SUO)  a		2214	2217	2243		2244		2313		2343	

NOTES (see introductory pages for explanation of train operator codes and standard symbols)

- a Arrival time
d Departure time
- A To Dorking
B To East Croydon
C From Luton
D From St Albans City
E To Epsom

Sutton and Wimbledon to London via Streatham and Tulse Hill

Mondays to Fridays

Operator Days of operation/Notes	SN	TL	SN	TL	SN	SN	TL	SN	TL	SN	SN	TL	SN	TL	SN	SN	SN
	A	B	C	B	A	D	B	C	B	F	E	B	G	B	F	H	E
Sutton (Surrey) (SUO) 4 d		0546		0549		0612	0616		0619		0642	0646		0649		0702	0712
Carshalton (CSH) d		0549				0615	0619				0645	0649				0705	0715
Hackbridge (HCB) d		0552				0618	0622				0648	0652					0718
Mitcham Junction (MIJ) d		0555				0621	0625				0651	0655					0721
Mitcham Eastfields (MTC) d		0558				0624	0628				0654	0658					0724
West Sutton (WSU) d				0552					0622							0652	
Sutton Common (SUC) d				0554					0624							0654	
St Helier (SIH) d				0557					0627							0657	
Morden South (MDS) d				0559					0629							0659	
South Merton (SMO) d				0601					0631							0701	
Wimbledon Chase (WBO) d				0603					0633							0703	
Wimbledon (WIM) d				0606					0636							0706	
Wimbledon (WIM) 6 d				0607					0637							0707	
Haydens Road (HYR) d				0610					0640							0710	
Tooting (TOO) d				0613					0643							0713	
Streatham (STE) 4 d		0603	0613	0618			0633	0643	0648			0703	0713			0718	
Tulse Hill (TUH) 4 a		0607	0617	0622			0637	0647	0652			0707	0717	0722			
Tulse Hill (TUH) 4 d	0602	0608	0617	0623	0632		0638	0647	0653	0702		0708	0717	0723	0732		
North Dulwich (NDL) d	0606		0621		0636			0651		0706			0721		0736		
East Dulwich (EDW) d	0608		0623		0638			0653		0708			0723		0738		
Peckham Rye (PMR) 4 d	0611		0626		0641			0656		0711			0726		0741		
Queens Rd Peckham (QRP) d	0613		0628		0643			0658		0713			0728		0743		
South Bermondsey (SBM) d	0616		0631		0646			0701		0716			0731		0746		
London Bridge (LBG) 4 a	0621		0636		0651			0706		0721			0736		0751		
Herne Hill (HNH) 4 d		0612		0627			0642		0657			0712		0727			
Loughborough Jn (LGJ) d		0615		0630			0645		0700			0715		0730			
Elephant & Castle (EPH) d		0619		0634			0649		0704			0719		0734			
London Blackfriars (BFR) 3 a		0624		0639			0654		0709			0724		0739			
City Thameslink (CTK) 3 a		0626		0641			0656		0711			0726		0741			
Farringdon (ZFD) 3 a		0628		0643			0658		0713			0728		0743			
St Pancras International (STP) 4 15 a		0633		0648			0703		0718			0733		0748			
Balham (BAL) 4 a						0633					0703						0732
Clapham Junction (CLJ) 10 a						0637					0707					0723	0737
London Victoria (VIC) 10 a						0645					0715					0733	0746

NOTES (see introductory pages for explanation of train operator codes and standard symbols)

- a Arrival time
d Departure time
- A From Crystal Palace
B To St Albans City
C From Selhurst
D From Dorking
E From Horsham
F From Beckenham Junction
G From East Croydon
H From Epsom

Sutton and Wimbledon to London via Streatham and Tulse Hill

Mondays to Fridays

Operator Days of operation/Notes	TL	SN	TL	SN	SN	SN	SN	TL	SN	TL	SN	SN	SN	TL	SN	TL	SN	TL
	B	G	B	J	H	F	D	B	G	B	J	H	F	B	G	B	G	B
Sutton (Surrey) (SUO) 4 d	0716		0719		0732		0742	0746		0749		0802		0812	0816		0819	
Carshalton (CSH) d	0719				0735		0745	0749				0805		0815	0819			
Hackbridge (HCB) d	0722				0738		0748	0752				0808		0818	0822			
Mitcham Junction (MIJ) d	0725				0742		0751	0755				0811		0821	0825			
Mitcham Eastfields (MTC) d	0728				0745		0754	0758				0815		0824	0828			
West Sutton (WSU) d			0722							0752								0822
Sutton Common (SUC) d			0724							0754								0824
St Helier (SIH) d			0727							0757								0827
Morden South (MDS) d			0729							0759								0829
South Merton (SMO) d			0731							0801								0831
Wimbledon Chase (WBO) d			0733							0803								0833
Wimbledon (WIM) 6 a			0736							0806								0836
Wimbledon (WIM) 6 d			0737							0807								0837
Haydens Road (HYR) d			0740							0810								0840
Tooting (TOO) d			0743							0813								0843
Streatham (STE) 4 d	0733	0743	0748					0803	0813	0818					0833	0843		0848
Tulse Hill (TUH) 4 a	0737	0747	0752					0807	0817	0822					0837	0847		0852
Tulse Hill (TUH) 4 d	0738	0747	0753	0756		0802		0808	0817	0823	0826		0832		0838	0847		0853
North Dulwich (NDL) d		0751		0759		0806			0821		0829		0836			0851		
East Dulwich (EDW) d		0753		0802		0808			0823		0832		0838			0853		
Peckham Rye (PMR) 4 d		0756		0805		0811			0826		0835		0841			0856		
Queens Rd Peckham (QRP) d		0758		0807		0813			0828		0837		0843			0858		
South Bermondsey (SBM) d		0801		0810		0816			0831		0840		0846			0902		
London Bridge (LBG) 4 a		0806		0815		0821			0836		0845		0851			0908		
Herne Hill (HNH) 4 d	0742		0757					0812		0827					0842			0857
Loughborough Jn (LGJ) d	0745		0800					0815		0830					0845			0900
Elephant & Castle (EPH) d	0749		0804					0819		0834					0849			0904
London Blackfriars (BFR) 3 a	0754		0809					0824		0839					0854			0909
City Thameslink (CTK) 3 a	0756		0811					0826		0841					0856			0911
Farringdon (ZFD) 3 a	0758		0813					0828		0843					0858			0913
St Pancras International (STP) 15 a	0803		0818					0833		0848					0903			0918
Balham (BAL) 4 a							0802								0832			
Clapham Junction (CLJ) 10 a					0757		0807					0828		0838				
London Victoria (VIC) 10 a					0806		0817					0836		0845				

NOTES (see introductory pages for explanation of train operator codes and standard symbols)

- a Arrival time
- d Departure time

- B To St Albans City
- D From Dorking
- E From Horsham
- F From Beckenham Junction
- G From East Croydon
- H From Epsom
- J From Streatham Hill

Sutton and Wimbledon to London via Streatham and Tulse Hill

Mondays to Fridays

Operator Days of operation/Notes	SN	SN	TL	SN	TL	SN	SN	TL	SN	TL	SN	SN	TL	SN	TL	SN	SN
	F	D	B	G	B	F	E	B	G	B	F	D	B	G	B	F	E
Sutton (Surrey) (SUO) 4 d		0842	0846		0849		0912	0916		0919		0942	0946		0949		1012
Carshalton (CSH) d		0845	0849				0915	0919				0945	0949				1015
Hackbridge (HCB) d		0848	0852				0918	0922				0948	0952				1018
Mitcham Junction (MIJ) d		0851	0855				0921	0925				0951	0955				1021
Mitcham Eastfields (MTC) d		0854	0858				0924	0928				0954	0958				1024
West Sutton (WSU) d					0852					0922						0952	
Sutton Common (SUC) d					0854					0924						0954	
St Helier (SIH) d					0857					0927						0957	
Morden South (MDS) d					0859					0929						0959	
South Merton (SMO) d					0901					0931						1001	
Wimbledon Chase (WBO) d					0903					0933						1003	
Wimbledon (WIM) d					0906					0936						1006	
Wimbledon (WIM) d					0907					0937						1007	
Haydens Road (HYR) d					0910					0940						1010	
Tooting (TOO) d					0913					0943						1013	
Streatham (STE) 4 d			0903	0912	0918			0933	0943	0948			1003	1013	1018		
Tulse Hill (TUH) 4 a			0907	0916	0922			0937	0947	0952			1007	1017	1022		
Tulse Hill (TUH) 4 d	0902		0908	0917	0923	0933		0938	0947	0953	1002		1008	1017	1023	1033	
North Dulwich (NDL) d	0906			0921		0936			0951		1006			1021		1036	
East Dulwich (EDW) d	0908			0923		0938			0953		1008			1023		1038	
Peckham Rye (PMR) 4 d	0911			0926		0941			0956		1011			1026		1041	
Queens Rd Peckham (QRP) d	0913			0928		0943			0958		1013			1028		1043	
South Bermondsey (SBM) d	0916			0931		0946			1001		1016			1031		1046	
London Bridge (LBG) 4 a	0921			0936		0951			1006		1021			1036		1051	
Herne Hill (HNH) 4 d			0912		0927			0942		0957			1012		1027		
Loughborough Jn (LGJ) d			0915		0930			0945		1000			1015		1030		
Elephant & Castle (EPH) d			0919		0934			0949		1004			1019		1034		
London Blackfriars (BFR) 3 a			0924		0939			0954		1009			1024		1039		
City Thameslink (CTK) 3 a			0926		0941			0956		1011			1026		1041		
Farringdon (ZFD) 3 a			0928		0943			0958		1013			1028		1043		
St Pancras International (STP) 15 a			0933		0948			1003		1018			1033		1048		
Balham (BAL) 4 a		0903				0933					1003						1033
Clapham Junction (CLJ) 10 a		0907				0938					1007						1038
London Victoria (VIC) 10 a		0919				0949					1017						1045

NOTES (see introductory pages for explanation of train operator codes and standard symbols)

- a Arrival time
- d Departure time
- B To St Albans City
- D From Dorking
- E From Horsham
- F From Beckenham Junction
- G From East Croydon

Sutton and Wimbledon to London via Streatham and Tulse Hill

Mondays to Fridays

Operator Days of operation/Notes	TL	SN	TL	SN	SN	TL	SN	TL	SN	SN	TL	SN	TL	SN	SN	TL	SN
	B	G	B	F	D	B	G	B	F	E	B	G	B	F	D	B	G
Sutton (Surrey) (SUO) 4 d	1016		1019		1042	1046		1049		1112	1116		1119		1142	1146	
Carshalton (CSH) d	1019				1045	1049				1115	1119				1145	1149	
Hackbridge (HCB) d	1022				1048	1052				1118	1122				1148	1152	
Mitcham Junction (MIJ) d	1025				1051	1055				1121	1125				1151	1155	
Mitcham Eastfields (MTC) d	1028				1054	1058				1124	1128				1154	1158	
West Sutton (WSU) d			1022					1052						1122			
Sutton Common (SUC) d			1024					1054						1124			
St Helier (SIH) d			1027					1057						1127			
Morden South (MDS) d			1029					1059						1129			
South Merton (SMO) d			1031					1101						1131			
Wimbledon Chase (WBO) d			1033					1103						1133			
Wimbledon (WIM) 6 a			1036					1106						1136			
Wimbledon (WIM) 6 d			1037					1107						1137			
Haydens Road (HYR) d			1040					1110						1140			
Tooting (TOO) d			1043					1113						1143			
Streatham (STE) 4 d	1033	1043	1048			1103	1113	1118			1133	1143	1148			1203	1213
Tulse Hill (TUH) 4 a	1037	1047	1052			1107	1117	1122			1137	1147	1152			1207	1217
Tulse Hill (TUH) 4 d	1038	1047	1053	1102		1108	1117	1123	1134		1138	1147	1153	1202		1208	1219
North Dulwich (NDL) d		1051		1106			1121		1137			1151		1206			1222
East Dulwich (EDW) d		1053		1108			1123		1139			1153		1208			1224
Peckham Rye (PMR) 4 d		1056		1111			1126		1143			1156		1211			1227
Queens Rd Peckham (QRP) d		1058		1113			1128		1145			1158		1213			1229
South Bermondsey (SBM) d		1101		1116			1131		1147			1201		1216			1232
London Bridge (LBG) 4 a		1106		1121			1136		1152			1206		1221			1237
Herne Hill (HNH) 4 d	1042		1057			1112		1127			1142		1157			1212	
Loughborough Jn (LGJ) d	1045		1100			1115		1130			1145		1200			1215	
Elephant & Castle (EPH) d	1049		1104			1119		1134			1149		1204			1219	
London Blackfriars (BFR) 3 a	1054		1109			1124		1139			1154		1209			1224	
City Thameslink (CTK) 3 a	1056		1111			1126		1141			1156		1211			1226	
Farringdon (ZFD) 3 a	1058		1113			1128		1143			1158		1213			1228	
St Pancras International (STP) 15 a	1103		1118			1133		1148			1203		1218			1233	
Balham (BAL) 4 a					1103					1133					1203		
Clapham Junction (CLJ) 10 a					1107					1137					1207		
London Victoria (VIC) 10 a					1115					1145					1215		

NOTES (see introductory pages for explanation of train operator codes and standard symbols)

- a Arrival time
- d Departure time
- B To St Albans City
- D From Dorking
- E From Horsham
- F From Beckenham Junction
- G From East Croydon

Sutton and Wimbledon to London via Streatham and Tulse Hill

Mondays to Fridays

Operator Days of operation/Notes	TL	SN	SN	TL	SN	TL	SN	SN	TL	SN	TL	SN	TL	SN	TL	SN	TL	SN
	B	F	E	B	G	B	F	D	B	G	B	F	B	F	B	G	B	F
Sutton (Surrey) (SUO) 4 d	1149		1212	1216		1219		1242	1246		1249		1312	1316		1319		
Carshalton (CSH) d			1215	1219				1245	1249				1315	1319				
Hackbridge (HCB) d			1218	1222				1248	1252				1318	1322				
Mitcham Junction (MIJ) d			1221	1225				1251	1255				1321	1325				
Mitcham Eastfields (MTC) d			1224	1228				1254	1258				1324	1328				
West Sutton (WSU) d	1152					1222					1252						1322	
Sutton Common (SUC) d	1154					1224					1254						1324	
St Helier (SIH) d	1157					1227					1257						1327	
Morden South (MDS) d	1159					1229					1259						1329	
South Merton (SMO) d	1201					1231					1301						1331	
Wimbledon Chase (WBO) d	1203					1233					1303						1333	
Wimbledon (WIM) 6 a	1206					1236					1306						1336	
Wimbledon (WIM) 6 d	1207					1237					1307						1337	
Haydons Road (HYR) d	1210					1240					1310						1340	
Tooting (TOO) d	1213					1243					1313						1343	
Streatham (STE) 4 d	1218			1233	1243	1248			1303	1313	1318			1333	1343	1348		
Tulse Hill (TUH) 4 a	1222			1237	1247	1252			1307	1317	1322			1337	1347	1352		
Tulse Hill (TUH) 4 d	1223	1232		1238	1247	1253	1302		1308	1317	1323	1332		1338	1347	1353	1403	
North Dulwich (NDL) d		1236			1251		1306			1321		1336			1351		1406	
East Dulwich (EDW) d		1238			1253		1308			1323		1338			1353		1408	
Peckham Rye (PMR) 4 d		1241			1256		1311			1326		1341			1356		1411	
Queens Rd Peckham (QRP) d		1243			1258		1313			1328		1343			1358		1413	
South Bermondsey (SBM) d		1246			1301		1316			1331		1346			1401		1416	
London Bridge (LBG) 4 a		1251			1306		1321			1336		1351			1406		1421	
Herne Hill (HMH) 4 d	1227			1242		1257			1312		1327			1342		1357		
Loughborough Jn (LGJ) d	1230			1245		1300			1315		1330			1345		1400		
Elephant & Castle (EPH) d	1234			1249		1304			1319		1334			1349		1404		
London Blackfriars (BFR) 3 a	1239			1254		1309			1324		1339			1354		1409		
City Thameslink (CTK) 3 a	1241			1256		1311			1326		1341			1356		1411		
Farringdon (ZFD) 3 a	1243			1258		1313			1328		1343			1358		1413		
St Pancras International (STP) 15 a	1248			1303		1318			1333		1348			1403		1418		
Balham (BAL) 4 a			1233					1303						1333				
Clapham Junction (CLJ) 10 a			1237					1307						1338				
London Victoria (VIC) 10 a			1247					1315						1345				

NOTES (see introductory pages for explanation of train operator codes and standard symbols)

- a Arrival time
d Departure time
- B To St Albans City
D From Dorking
E From Horsham
F From Beckenham Junction
G From East Croydon

Sutton and Wimbledon to London via Streatham and Tulse Hill

Mondays to Fridays

Operator Days of operation/Notes	SN	TL	SN	TL	SN	SN	TL	SN	TL	SN	SN	TL	SN	TL	SN	SN	TL
	D	B	G	B	F	E	B	G	B	F	D	B	G	B	F	E	B
Sutton (Surrey) (SUO) 4 d	1342	1346		1349		1412	1416		1419		1442	1446		1449		1512	1516
Carshalton (CSH) d	1345	1349				1415	1419				1445	1449				1515	1519
Hackbridge (HCB) d	1348	1352				1418	1422				1448	1452				1518	1522
Mitcham Junction (MIJ) d	1351	1355				1421	1425				1451	1455				1521	1525
Mitcham Eastfields (MTC) d	1354	1358				1424	1428				1454	1458				1524	1528
West Sutton (WSU) d				1352					1422					1452			
Sutton Common (SUC) d				1354					1424					1454			
St Helier (SIH) d				1357					1427					1457			
Morden South (MDS) d				1359					1429					1459			
South Merton (SMO) d				1401					1431					1501			
Wimbledon Chase (WBO) d				1403					1433					1503			
Wimbledon (WIM) d				1406					1436					1506			
Wimbledon (WIM) 6 d				1407					1437					1507			
Haydens Road (HYR) d				1410					1440					1510			
Tooting (TOO) d				1413					1443					1513			
Streatham (STE) 4 d		1403	1413	1418			1433	1443	1448			1503	1513	1518			1533
Tulse Hill (TUH) 4 a		1407	1417	1422			1437	1447	1452			1507	1517	1522			1537
Tulse Hill (TUH) 4 d		1408	1417	1423	1432		1438	1447	1453	1503		1508	1517	1523	1532		1538
North Dulwich (NDL) d			1421		1436			1451		1506			1521		1536		
East Dulwich (EDW) d			1423		1438			1453		1508			1523		1538		
Peckham Rye (PMR) 4 d			1426		1441			1456		1511			1526		1541		
Queens Rd Peckham (QRP) d			1428		1443			1458		1513			1528		1543		
South Bermondsey (SBM) d			1431		1446			1501		1516			1531		1546		
London Bridge (LBG) 4 a			1436		1451			1506		1521			1536		1551		
Herne Hill (HMH) 4 d		1412		1427			1442		1457			1512		1527			1542
Loughborough Jn (LGJ) d		1415		1430			1445		1500			1515		1530			1545
Elephant & Castle (EPH) d		1419		1434			1449		1504			1519		1534			1549
London Blackfriars (BFR) 3 a		1424		1439			1454		1509			1524		1539			1554
City Thameslink (CTK) 3 a		1426		1441			1456		1511			1526		1541			1556
Farringdon (ZFD) 3 a		1428		1443			1458		1513			1528		1543			1558
St Pancras International (STP) 15 a		1433		1448			1503		1518			1533		1548			1603
Balham (BAL) 4 a	1403					1433					1503					1533	
Clapham Junction (CLJ) 10 a	1407					1437					1507					1537	
London Victoria (VIC) 10 a	1415					1445					1515					1545	

NOTES (see introductory pages for explanation of train operator codes and standard symbols)

- a Arrival time
d Departure time
- B To St Albans City
D From Dorking
E From Horsham
F From Beckenham Junction
G From East Croydon

Sutton and Wimbledon to London via Streatham and Tulse Hill

Mondays to Fridays

Operator Days of operation/Notes	SN	TL	SN	SN	TL	SN	TL	SN	SN	TL	SN	TL	SN	SN	TL	SN	TL
	G	B	F	D	B	G	B	F	E	B	G	B	F	D	B	G	B
Sutton (Surrey) (SUO) 4 d		1519		1542	1546		1549		1612	1616		1619		1642	1646		1649
Carshalton (CSH) d				1545	1549				1615	1619				1645	1649		
Hackbridge (HCB) d				1548	1552				1618	1622				1648	1652		
Mitcham Junction (MIJ) d				1551	1555				1621	1625				1651	1655		
Mitcham Eastfields (MTC) d				1554	1558				1624	1628				1654	1658		
West Sutton (WSU) d		1522					1552					1622					1652
Sutton Common (SUC) d		1524					1554					1624					1654
St Helier (SIH) d		1527					1557					1627					1657
Morden South (MDS) d		1529					1559					1629					1659
South Merton (SMO) d		1531					1601					1631					1701
Wimbledon Chase (WBO) d		1533					1603					1633					1703
Wimbledon (WIM) 6 a		1536					1606					1636					1706
Wimbledon (WIM) 6 d		1537					1607					1637					1707
Haydens Road (HYR) d		1540					1610					1640					1710
Tooting (TOO) d		1543					1613					1643					1713
Streatham (STE) 4 d	1543	1548		1603	1613	1618			1633	1643	1648			1703	1713	1718	
Tulse Hill (TUH) 4 a	1547	1552		1607	1617	1622			1637	1647	1652			1707	1717	1722	
Tulse Hill (TUH) 4 d	1547	1553	1602		1608	1617	1623	1632		1638	1647	1653	1702		1708	1717	1723
North Dulwich (NDL) d	1551		1606		1621		1636		1651		1706					1721	
East Dulwich (EDW) d	1553		1608		1623		1638		1653		1708					1723	
Peckham Rye (PMR) 4 d	1556		1611		1626		1641		1656		1711					1726	
Queens Rd Peckham (QRP) d	1558		1613		1628		1643		1658		1713					1728	
South Bermondsey (SBM) d	1601		1616		1631		1646		1701		1716					1731	
London Bridge (LBG) 4 a	1606		1621		1636		1651		1706		1721					1736	
Herne Hill (HNH) 4 d		1557			1612		1627		1642		1657				1712		1727
Loughborough Jn (LGJ) d		1600			1615		1630		1645		1700				1715		1730
Elephant & Castle (EPH) d		1604			1619		1634		1649		1704				1719		1734
London Blackfriars (BFR) 3 a		1609			1624		1639		1654		1709				1724		1739
City Thameslink (CTK) 3 a		1611			1626		1641		1656		1711				1726		1741
Farringdon (ZFD) 3 a		1613			1628		1643		1658		1713				1728		1743
St Pancras International (STP) 15 a		1618			1633		1648		1703		1718				1733		1748
Balham (BAL) 4 a				1603					1632						1702		
Clapham Junction (CLJ) 10 a				1607					1637						1706		
London Victoria (VIC) 10 a				1615					1645						1714		

NOTES (see introductory pages for explanation of train operator codes and standard symbols)

- a Arrival time
d Departure time
- B To St Albans City
D From Dorking
E From Horsham
F From Beckenham Junction
G From East Croydon

Sutton and Wimbledon to London via Streatham and Tulse Hill

Mondays to Fridays



















Operator Days of operation/Notes	SN	SN	TL	SN	TL	SN	SN	TL	SN	TL	SN	SN	TL	SN	TL	SN	SN
	F	E	B	G	B	F	D	B	G	B	F	E	B	G	B	F	D
Sutton (Surrey) (SUO) 4 d		1712	1716		1719		1742	1746		1749		1812	1816		1819		1842
Carshalton (CSH) d		1715	1719				1745	1749				1815	1819				1845
Hackbridge (HCB) d		1718	1722				1748	1752				1818	1822				1848
Mitcham Junction (MIJ) d		1721	1725				1751	1755				1821	1825				1851
Mitcham Eastfields (MTC) d		1724	1728				1754	1758				1824	1828				1854
West Sutton (WSU) d					1722					1752						1822	
Sutton Common (SUC) d					1724					1754						1824	
St Helier (SIH) d					1727					1757						1827	
Morden South (MDS) d					1729					1759						1829	
South Merton (SMO) d					1731					1801						1831	
Wimbledon Chase (WBO) d					1733					1803						1833	
Wimbledon (WIM) 6 a					1736					1806						1836	
Wimbledon (WIM) 6 d					1737					1807						1837	
Haydons Road (HYR) d					1740					1810						1840	
Tooting (TOO) d					1743					1813						1843	
Streatham (STE) 4 d			1733	1743	1748			1803	1813	1818			1833	1843	1848		
Tulse Hill (TUH) 4 a			1737	1747	1752			1807	1817	1822			1837	1847	1852		
Tulse Hill (TUH) 4 d	1732		1738	1747	1753	1802		1808	1817	1823	1832		1838	1847	1853	1902	
North Dulwich (NDL) d	1736			1751		1806			1821		1836			1851		1906	
East Dulwich (EDW) d	1738			1753		1808			1823		1838			1853		1908	
Peckham Rye (PMR) 4 d	1741			1756		1811			1826		1841			1856		1911	
Queens Rd Peckham (QRP) d	1743			1758		1813			1828		1843			1858		1913	
South Bermondsey (SBM) d	1746			1801		1816			1831		1846			1901		1916	
London Bridge (LBG) 4 a	1751			1806		1821			1836		1851			1906		1921	
Herne Hill (HNH) 4 d			1742		1757			1812		1827			1842		1857		
Loughborough Jn (LGJ) d			1745		1800			1815		1830			1845		1900		
Elephant & Castle (EPH) d			1749		1804			1819		1834			1849		1904		
London Blackfriars (BFR) 3 a			1754		1809			1824		1839			1854		1909		
City Thameslink (CTK) 3 a			1756		1811			1826		1841			1856		1911		
Farringdon (ZFD) 3 a			1758		1813			1828		1843			1858		1913		
St Pancras International (STP) 15 a			1803		1818			1833		1848			1903		1918		
Balham (BAL) 4 a		1733				1803						1833					1903
Clapham Junction (CLJ) 10 a		1738				1808						1838					1907
London Victoria (VIC) 10 a		1746				1819						1849					1915

NOTES (see introductory pages for explanation of train operator codes and standard symbols)

- a Arrival time
d Departure time
- B To St Albans City
D From Dorking
E From Horsham
F From Beckenham Junction
G From East Croydon

Sutton and Wimbledon to London via Streatham and Tulse Hill

Mondays to Fridays

Operator Days of operation/Notes	TL B	SN G	TL B	SN F	SN E	TL B	SN G	TL B	SN F	SN D	TL B	SN G	TL B	SN F	SN E	TL B	SN G
Sutton (Surrey) (SUO)  d	1846		1849		1912	1916		1919		1942	1946		1949		2012	2016	
Carshalton (CSH) d	1849				1915	1919				1945	1949				2015	2019	
Hackbridge (HCB) d	1852				1918	1922				1948	1952				2018	2022	
Mitcham Junction (MIJ)  d	1855				1921	1925				1951	1955				2021	2025	
Mitcham Eastfields (MTC) d	1858				1924	1928				1954	1958				2024	2028	
West Sutton (WSU) d			1852					1922					1952				
Sutton Common (SUC) d			1854					1924					1954				
St Helier (SIH) d			1857					1927					1957				
Morden South (MDS) d			1859					1929					1959				
South Merton (SMO) d			1901					1931					2001				
Wimbledon Chase (WBO) d			1903					1933					2003				
Wimbledon (WIM)  a			1906					1936					2006				
Wimbledon (WIM)  d			1907					1937					2007				
Haydens Road (HYR) d			1910					1940					2010				
Tooting (TOO) d			1913					1943					2013				
Streatham (STE)  d	1903	1913	1918			1933	1943	1948			2003	2013	2018			2033	2043
Tulse Hill (TUH)  a	1907	1917	1922			1937	1947	1952			2007	2017	2022			2037	2047
Tulse Hill (TUH)  d	1908	1917	1923	1932		1938	1947	1953	2002		2008	2017	2023	2032		2038	2047
North Dulwich (NDL) d		1921		1936			1951		2006			2021		2036			2051
East Dulwich (EDW) d		1923		1938			1953		2008			2023		2038			2053
Peckham Rye (PMR)  d		1926		1941			1956		2011			2026		2041			2056
Queens Rd Peckham (QRP) d		1928		1943			1958		2013			2028		2043			2058
South Bermondsey (SBM) d		1931		1946			2001		2016			2031		2046			2101
London Bridge (LBG)  a		1936		1951			2006		2021			2036		2051			2106
Herne Hill (HNH)  d	1912		1927			1942		1957			2012		2027			2042	
Loughborough Jn (LGJ) d	1915		1930			1945		2000			2015		2030			2045	
Elephant & Castle (EPH)  d	1919		1934			1949		2004			2019		2034			2049	
London Blackfriars (BFR)  a	1924		1939			1954		2009			2024		2039			2054	
City Thameslink (CTK)  a	1926		1941			1956		2011			2026		2041			2056	
Farringdon (ZFD)  a	1928		1943			1958		2013			2028		2043			2058	
St Pancras International (STP)  a	1933		1948			2003		2018			2033		2048			2103	
Balham (BAL)  a					1933					2003					2033		
Clapham Junction (CLJ)  a					1937					2007					2037		
London Victoria (VIC)  a					1945					2017					2045		

NOTES (see introductory pages for explanation of train operator codes and standard symbols)

- a Arrival time
- d Departure time

- B To St Albans City
- D From Dorking
- E From Horsham
- F From Beckenham Junction
- G From East Croydon

Sutton and Wimbledon to London via Streatham and Tulse Hill

Mondays to Fridays

Operator Days of operation/Notes	TL B	SN F	SN D	TL B	SN G	TL B	SN F	SN E	TL B	SN G	TL K	SN D	TL K	SN G	TL K	SN F	SN E
Sutton (Surrey) (SUO) 4 d	2019		2042	2046		2049		2112	2116		2119	2142	2148		2149		2212
Carshalton (CSH) d			2045	2049				2115	2119			2145	2151				2215
Hackbridge (HCB) d			2048	2052				2118	2122			2148	2154				2218
Mitcham Junction (MIJ) d			2051	2055				2121	2125			2151	2157				2221
Mitcham Eastfields (MTC) d			2054	2058				2124	2128			2154	2200				2224
West Sutton (WSU) d	2022					2052					2122					2152	
Sutton Common (SUC) d	2024					2054					2124					2154	
St Helier (SIH) d	2027					2057					2127					2157	
Morden South (MDS) d	2029					2059					2129					2159	
South Merton (SMO) d	2031					2101					2131					2201	
Wimbledon Chase (WBO) d	2033					2103					2133					2203	
Wimbledon (WIM) 6 a	2036					2106					2136					2206	
Wimbledon (WIM) 6 d	2037					2107					2137					2207	
Haydons Road (HYR) d	2040					2110					2140					2210	
Tooting (TOO) d	2043					2113					2143					2213	
Streatham (STE) 4 d	2048			2103	2113	2118			2133	2143	2148		2205	2213		2218	
Tulse Hill (TUH) 4 a	2052			2107	2117	2122			2137	2147	2152		2209	2217		2222	
Tulse Hill (TUH) 4 d	2053	2102		2108	2117	2123	2132		2138	2147	2153		2210	2217	2223	2232	
North Dulwich (NDL) d		2106			2121		2136			2151				2221		2236	
East Dulwich (EDW) d		2108			2123		2138			2153				2223		2238	
Peckham Rye (PMR) 4 d		2111			2126		2141			2156				2226		2241	
Queens Rd Peckham (QRP) d		2113			2128		2143			2158				2228		2243	
South Bermondsey (SBM) d		2116			2131		2146			2201				2231		2246	
London Bridge (LBG) 4 a		2121			2136		2151			2206				2236		2251	
Herne Hill (HMH) 4 d	2057			2112		2127			2142		2157		2214		2229c		
Loughborough Jn (LGJ) d	2100			2115		2130			2145		2200		2217		2232		
Elephant & Castle (EPH) d	2104			2119		2134			2149		2204		2221		2238		
London Blackfriars (BFR) 3 a	2109			2124		2139			2154		2209		2226		2244		
City Thameslink (CTK) 3 a	2111			2126		2141			2156		2211		2228		2246		
Farringdon (ZFD) 3 a	2113			2128		2143			2158		2213		2230		2248		
St Pancras International (STP) 15 a	2118			2133		2148			2203		2218		2235		2253		
Balham (BAL) 4 a			2103					2133				2203					2233
Clapham Junction (CLJ) 10 a			2107					2137				2207					2237
London Victoria (VIC) 10 a			2116					2147				2217					2245

NOTES (see introductory pages for explanation of train operator codes and standard symbols)

- a Arrival time
d Departure time
c Arrives 3 minutes earlier
- B To St Albans City
D From Dorking
E From Horsham
F From Beckenham Junction
G From East Croydon
K To Bedford

Sutton and Wimbledon to London via Streatham and Tulse Hill

Mondays to Fridays

Operator Days of operation/Notes	TL	SN	TL	SN	TL	SN	TL	SN	TL	SN	TL	SN
	K	G	K	D	K	G	K	F	K	G	K	D
Sutton (Surrey) (SUO) 4 d	2218		2219	2242	2248		2249		2318		2319	2342
Carshalton (CSH) d	2221			2245	2251				2321			2345
Hackbridge (HCB) d	2224			2248	2254				2324			2347
Mitcham Junction (MIJ) d	2227			2251	2257				2327			2350
Mitcham Eastfields (MTC) d	2230			2254	2300				2330			2354
West Sutton (WSU) d			2222				2252				2322	
Sutton Common (SUC) d			2224				2254				2324	
St Helier (SIH) d			2227				2257				2327	
Morden South (MDS) d			2229				2259				2329	
South Merton (SMO) d			2231				2301				2331	
Wimbledon Chase (WBO) d			2233				2303				2333	
Wimbledon (WIM) 6 a			2236				2306				2336	
Wimbledon (WIM) 6 d			2237				2311				2337	
Haydens Road (HYR) d			2240				2314				2340	
Tooting (TOO) d			2243				2317				2343	
Streatham (STE) 4 d	2235	2243	2248		2305	2313	2322		2335	2343	2348	
Tulse Hill (TUH) 4 a	2239	2247	2252		2309	2317	2326		2339	2347	2352	
Tulse Hill (TUH) 4 d	2240	2247	2253		2310	2317	2327	2334	2340	2347	2352	
North Dulwich (NDL) d		2251				2321		2337		2351		
East Dulwich (EDW) d		2253				2323		2339		2353		
Peckham Rye (PMR) 4 d		2256				2326		2342		2356		
Queens Rd Peckham (QRP) d		2258				2328		2344		2358		
South Bermondsey (SBM) d		2301				2331		2346		0002		
London Bridge (LBG) 4 a		2306				2336		2351		0007		
Herne Hill (HMH) 4 d	2244		2259c		2314		2333c		2344		2356	
Loughborough Jn (LGJ) d	2247		2302		2317		2336		2347		2359	
Elephant & Castle (EPH) 3 a	2251		2308		2321		2340		2354c		0004	
London Blackfriars (BFR) 3 a	2256		2314		2326		2345		0001		0008	
City Thameslink (CTK) 3 a	2258											
Farringdon (ZFD) 3 a	2300		2318		2330		2353		0006		0013	
St Pancras International (STP) 15 a	2305		2323		2335		2357		0011		0017	
Balham (BAL) 4 a				2301								0002
Clapham Junction (CLJ) 10 a				2307								0007
London Victoria (VIC) 10 a				2315								0015

NOTES (see introductory pages for explanation of train operator codes and standard symbols)

- a Arrival time
- d Departure time
- c Arrives 3 minutes earlier
- D From Dorking
- F From Beckenham Junction
- G From East Croydon
- K To Bedford

Sutton and Wimbledon to London via Streatham and Tulse Hill

Saturdays

Operator Days of operation/Notes	TL A	TL A	TL A	SN B	TL A	SN D	SN C	TL A	SN E	TL A	SN D	SN F	TL A	SN E	TL A	SN G	SN F	TL A
Sutton (Surrey) (SUO)	0546	0549	0616		0619		0642	0646		0649		0712	0716		0719		0742	0746
Carshalton (CSH) d	0549		0619				0645	0649				0715	0719				0745	0749
Hackbridge (HCB) d	0552		0622				0648	0652				0718	0722				0748	0752
Mitcham Junction (MIJ)	0555		0625				0651	0655				0721	0725				0751	0755
Mitcham Eastfields (MTC) d	0558		0628				0654	0658				0724	0728				0754	0758
West Sutton (WSU) d		0552			0622					0652					0722			
Sutton Common (SUC) d		0554			0624					0654					0724			
St Helier (SIH) d		0557			0627					0657					0727			
Morden South (MDS) d		0559			0629					0659					0729			
South Merton (SMO) d		0601			0631					0701					0731			
Wimbledon Chase (WBO) d		0603			0633					0703					0733			
Wimbledon (WIM)		0606			0636					0706					0736			
Wimbledon (WIM)		0607			0637					0707					0737			
Haydons Road (HYR) d		0610			0640					0710					0740			
Tooting (TOO) d		0613			0643					0713					0743			
Streatham (STE)	0603	0618	0633	0643	0648			0703	0713	0718			0733	0743	0748			0803
Tulse Hill (TUH)	0607	0622	0637	0647	0652			0707	0717	0722			0737	0747	0752			0807
Tulse Hill (TUH)	0608	0623	0638	0647	0653	0702		0708	0717	0723	0732		0738	0747	0753	0802		0808
North Dulwich (NDL) d				0651		0706			0721		0736			0751		0806		
East Dulwich (EDW) d				0653		0708			0723		0738			0753		0808		
Peckham Rye (PMR)				0656		0711			0726		0741			0756		0811		
Queens Rd Peckham (QRP) d				0658		0713			0728		0743			0758		0813		
South Bermondsey (SBM) d				0701		0716			0731		0746			0801		0816		
London Bridge (LBG)				0706		0721			0736		0751			0806		0821		
Herne Hill (HMH)	0612	0627	0642		0657			0712		0727			0742		0757			0812
Loughborough Jn (LGJ) d	0615	0630	0645		0700			0715		0730			0745		0800			0815
Elephant & Castle (EPH)	0619	0634	0649		0704			0719		0734			0749		0804			0819
London Blackfriars (BFR)	0624	0639	0654		0709			0724		0739			0754		0809			0824
City Thameslink (CTK)																		
Farringdon (ZFD)	0628	0643	0658		0713			0728		0743			0758		0813			0828
St Pancras International (STP)	0633	0648	0703		0718			0733		0748			0803		0818			0833
Balham (BAL)							0703					0733						0803
Clapham Junction (CLJ)							0707					0737						0807
London Victoria (VIC)							0715					0745						0815

NOTES (see introductory pages for explanation of train operator codes and standard symbols)

- a Arrival time
- d Departure time
- A To St Albans City
- B From Selhurst
- C From Epsom
- D From Norwood Junction
- E From East Croydon
- F From Dorking
- G From Beckenham Junction

Sutton and Wimbledon to London via Streatham and Tulse Hill

Saturdays

Operator Days of operation/Notes	SN	TL	SN	SN	TL	SN	TL	SN	SN	TL	SN	TL	SN	TL	SN	TL	SN	TL	SN
	E	A	G	F	A	E	A	G	F	A	E	A	G	H	A	E	A	G	
Sutton (Surrey) (SUO) 4 d		0749		0812	0816		0819		0842	0846		0849		0912	0916		0919		
Carshalton (CSH) d				0815	0819				0845	0849				0915	0919				
Hackbridge (HCB) d				0818	0822				0848	0852				0918	0922				
Mitcham Junction (MIJ) d				0821	0825				0851	0855				0921	0925				
Mitcham Eastfields (MTC) d				0824	0828				0854	0858				0924	0928				
West Sutton (WSU) d		0752					0822					0852						0922	
Sutton Common (SUC) d		0754					0824					0854						0924	
St Helier (SIH) d		0757					0827					0857						0927	
Morden South (MDS) d		0759					0829					0859						0929	
South Merton (SMO) d		0801					0831					0901						0931	
Wimbledon Chase (WBO) d		0803					0833					0903						0933	
Wimbledon (WIM) 6 a		0806					0836					0906						0936	
Wimbledon (WIM) 6 d		0807					0837					0907						0937	
Haydons Road (HYR) d		0810					0840					0910						0940	
Tooting (TOO) d		0813					0843					0913						0943	
Streatham (STE) 4 d	0813	0818			0833	0843	0848			0903	0913	0918			0933	0943		0948	
Tulse Hill (TUH) 4 a	0817	0822			0837	0847	0852			0907	0917	0922			0937	0947		0952	
Tulse Hill (TUH) 4 d	0817	0823	0832		0838	0847	0853	0902		0908	0917	0923	0932		0938	0947	0953	1002	
North Dulwich (NDL) d		0821		0836		0851		0906			0921		0936			0951		1006	
East Dulwich (EDW) d		0823		0838		0853		0908			0923		0938			0953		1008	
Peckham Rye (PMR) 4 d		0826		0841		0856		0911			0926		0941			0956		1011	
Queens Rd Peckham (QRP) d		0828		0843		0858		0913			0928		0943			0958		1013	
South Bermondsey (SBM) d		0831		0846		0901		0916			0931		0946			1001		1016	
London Bridge (LBG) 4 a		0836		0851		0906		0921			0936		0951			1006		1021	
Herne Hill (HNH) 4 d		0827			0842		0857			0912		0927			0942		0957		
Loughborough Jn (LGJ) d		0830			0845		0900			0915		0930			0945		1000		
Elephant & Castle (EPH) d		0834			0849		0904			0919		0934			0949		1004		
London Blackfriars (BFR) 3 a		0839			0854		0909			0924		0939			0954		1009		
City Thameslink (CTK) 3 a							0911			0926		0941			0956		1011		
Farringdon (ZFD) 3 a					0858		0913			0928		0943			0958		1013		
St Pancras International (STP) 15 a		0848			0903		0918			0933		0948			1003		1018		
Balham (BAL) 4 a				0833					0903					0933					
Clapham Junction (CLJ) 10 a				0837					0907					0937					
London Victoria (VIC) 10 a				0845					0915					0945					

NOTES (see introductory pages for explanation of train operator codes and standard symbols)

- a Arrival time
- d Departure time
- A To St Albans City
- E From East Croydon
- F From Dorking
- G From Beckenham Junction
- H From Horsham

Sutton and Wimbledon to London via Streatham and Tulse Hill

Saturdays

Operator Days of operation/Notes	SN	TL	SN	TL	SN	SN	TL	SN	TL	SN	SN	TL	SN	TL	SN	SN	TL	SN	
	F	A	E	A	G	H	A	E	A	G	F	A	E	A	G	H	A	E	
Sutton (Surrey) (SUO) 4 d	0942	0946		0949		1012	1016		1019		1042	1046		1049		1112	1116		
Carshalton (CSH) d	0945	0949				1015	1019				1045	1049				1115	1119		
Hackbridge (HCB) d	0948	0952				1018	1022				1048	1052				1118	1122		
Mitcham Junction (MIJ) d	0951	0955				1021	1025				1051	1055				1121	1125		
Mitcham Eastfields (MTC) d	0954	0958				1024	1028				1054	1058				1124	1128		
West Sutton (WSU) d				0952					1022							1052			
Sutton Common (SUC) d				0954					1024							1054			
St Helier (SIH) d				0957					1027							1057			
Morden South (MDS) d				0959					1029							1059			
South Merton (SMO) d				1001					1031							1101			
Wimbledon Chase (WBO) d				1003					1033							1103			
Wimbledon (WIM) 6 a				1006					1036							1106			
Wimbledon (WIM) 6 d				1007					1037							1107			
Haydons Road (HYR) d				1010					1040							1110			
Tooting (TOO) d				1013					1043							1113			
Streatham (STE) 4 d		1003	1013	1018		1033	1043	1048			1103	1113	1118				1133	1143	
Tulse Hill (TUH) 4 a		1007	1017	1022		1037	1047	1052			1107	1117	1122					1137	1147
Tulse Hill (TUH) 4 d		1008	1017	1023	1032	1038	1047	1053	1102		1108	1117	1123	1132				1138	1147
North Dulwich (NDL) d			1021		1036		1051		1106			1121		1136					1151
East Dulwich (EDW) d			1023		1038		1053		1108			1123		1138					1153
Peckham Rye (PMR) 4 d			1026		1041		1056		1111			1126		1141					1156
Queens Rd Peckham (QRP) d			1028		1043		1058		1113			1128		1143					1158
South Bermondsey (SBM) d			1031		1046		1101		1116			1131		1146					1201
London Bridge (LBG) 4 a			1036		1051		1106		1121			1136		1151					1206
Herne Hill (HNH) 4 d		1012		1027			1042	1057			1112		1127						1142
Loughborough Jn (LGJ) d		1015		1030			1045	1100			1115		1130						1145
Elephant & Castle (EPH) d		1019		1034			1049	1104			1119		1134						1149
London Blackfriars (BFR) 3 a		1024		1039			1054	1109			1124		1139						1154
City Thameslink (CTK) 3 a		1026		1041			1056	1111			1126		1141						1156
Farringdon (ZFD) 3 a		1028		1043			1058	1113			1128		1143						1158
St Pancras International (STP) 15 a		1033		1048			1103	1118			1133		1148						1203
Balham (BAL) 4 a	1003					1033					1103								1133
Clapham Junction (CLJ) 10 a	1007					1037					1107								1137
London Victoria (VIC) 10 a	1015					1045					1115								1145

NOTES (see introductory pages for explanation of train operator codes and standard symbols)

- a Arrival time
d Departure time
- A To St Albans City
E From East Croydon
F From Dorking
G From Beckenham Junction
H From Horsham

Sutton and Wimbledon to London via Streatham and Tulse Hill

Saturdays

Operator Days of operation/Notes	TL	SN	SN	TL	SN	TL	SN	SN	TL	SN	TL	SN	TL	SN	TL	SN	TL	SN
	A	G	F	A	E	A	G	H	A	E	A	G	A	E	A	E	A	G
Sutton (Surrey) (SUO) 4 d	1119		1142	1146		1149		1212	1216		1219		1242	1246		1249		1312
Carshalton (CSH) d			1145	1149				1215	1219				1245	1249				1315
Hackbridge (HCB) d			1148	1152				1218	1222				1248	1252				1318
Mitcham Junction (MIJ) d			1151	1155				1221	1225				1251	1255				1321
Mitcham Eastfields (MTC) d			1154	1158				1224	1228				1254	1258				1324
West Sutton (WSU) d	1122					1152					1222					1252		
Sutton Common (SUC) d	1124					1154					1224					1254		
St Helier (SIH) d	1127					1157					1227					1257		
Morden South (MDS) d	1129					1159					1229					1259		
South Merton (SMO) d	1131					1201					1231					1301		
Wimbledon Chase (WBO) d	1133					1203					1233					1303		
Wimbledon (WIM) 6 a	1136					1206					1236					1306		
Wimbledon (WIM) 6 d	1137					1207					1237					1307		
Haydens Road (HYR) d	1140					1210					1240					1310		
Tooting (TOO) d	1143					1213					1243					1313		
Streatham (STE) 4 d	1148			1203	1213	1218			1233	1243	1248			1303	1313	1318		
Tulse Hill (TUH) 4 a	1152			1207	1217	1222			1237	1247	1252			1307	1317	1322		
Tulse Hill (TUH) 4 d	1153	1202		1208	1217	1223	1232		1238	1247	1253	1302		1308	1317	1323	1332	
North Dulwich (NDL) d		1206			1221		1236			1251		1306			1321		1336	
East Dulwich (EDW) d		1208			1223		1238			1253		1308			1323		1338	
Peckham Rye (PMR) 4 d		1211			1226		1241			1256		1311			1326		1341	
Queens Rd Peckham (QRP) d		1213			1228		1243			1258		1313			1328		1343	
South Bermondsey (SBM) d		1216			1231		1246			1301		1316			1331		1346	
London Bridge (LBG) 4 a		1221			1236		1251			1306		1321			1336		1351	
Herne Hill (HNH) 4 d	1157			1212		1227			1242		1257			1312		1327		
Loughborough Jn (LGJ) d	1200			1215		1230			1245		1300			1315		1330		
Elephant & Castle (EPH) d	1204			1219		1234			1249		1304			1319		1334		
London Blackfriars (BFR) 3 a	1209			1224		1239			1254		1309			1324		1339		
City Thameslink (CTK) 3 a	1211			1226		1241			1256		1311			1326		1341		
Farringdon (ZFD) 3 a	1213			1228		1243			1258		1313			1328		1343		
St Pancras International (STP) 15 a	1218			1233		1248			1303		1318			1333		1348		
Balham (BAL) 4 a			1203					1233					1303					1333
Clapham Junction (CLJ) 10 a			1207					1237					1307					1337
London Victoria (VIC) 10 a			1215					1245					1315					1345

NOTES (see introductory pages for explanation of train operator codes and standard symbols)

- a Arrival time
- d Departure time
- A To St Albans City
- E From East Croydon
- F From Dorking
- G From Beckenham Junction
- H From Horsham

Sutton and Wimbledon to London via Streatham and Tulse Hill

Saturdays

Operator Days of operation/Notes	TL	SN	TL	SN	SN	TL	SN	TL	SN	SN	TL	SN	TL	SN	TL	SN	TL	SN	TL
	A	E	A	G	F	A	E	A	G	H	A	E	A	G	A	E	A	E	A
Sutton (Surrey) (SUO) 4 d	1316		1319		1342	1346		1349		1412	1416		1419		1442	1446		1449	
Carshalton (CSH) d	1319				1345	1349				1415	1419				1445	1449			
Hackbridge (HCB) d	1322				1348	1352				1418	1422				1448	1452			
Mitcham Junction (MIJ) d	1325				1351	1355				1421	1425				1451	1455			
Mitcham Eastfields (MTC) d	1328				1354	1358				1424	1428				1454	1458			
West Sutton (WSU) d			1322					1352					1422						1452
Sutton Common (SUC) d			1324					1354					1424						1454
St Helier (SIH) d			1327					1357					1427						1457
Morden South (MDS) d			1329					1359					1429						1459
South Merton (SMO) d			1331					1401					1431						1501
Wimbledon Chase (WBO) d			1333					1403					1433						1503
Wimbledon (WIM) 6 a			1336					1406					1436						1506
Wimbledon (WIM) 6 d			1337					1407					1437						1507
Haydens Road (HYR) d			1340					1410					1440						1510
Tooting (TOO) d			1343					1413					1443						1513
Streatham (STE) 4 d	1333	1343	1348			1403	1413	1418			1433	1443	1448				1503	1513	1518
Tulse Hill (TUH) 4 a	1337	1347	1352			1407	1417	1422			1437	1447	1452				1507	1517	1522
Tulse Hill (TUH) 4 d	1338	1347	1353	1402		1408	1417	1423	1432		1438	1447	1453	1502			1508	1517	1523
North Dulwich (NDL) d		1351		1406			1421		1436			1451		1506					1521
East Dulwich (EDW) d		1353		1408			1423		1438			1453		1508					1523
Peckham Rye (PMR) 4 d		1356		1411			1426		1441			1456		1511					1526
Queens Rd Peckham (QRP) d		1358		1413			1428		1443			1458		1513					1528
South Bermondsey (SBM) d		1401		1416			1431		1446			1501		1516					1531
London Bridge (LBG) 4 a		1406		1421			1436		1451			1506		1521					1536
Herne Hill (HMH) 4 d	1342		1357			1412		1427			1442		1457				1512		1527
Loughborough Jn (LGJ) d	1345		1400			1415		1430			1445		1500				1515		1530
Elephant & Castle (EPH) d	1349		1404			1419		1434			1449		1504				1519		1534
London Blackfriars (BFR) 3 a	1354		1409			1424		1439			1454		1509				1524		1539
City Thameslink (CTK) 3 a	1356		1411			1426		1441			1456		1511				1526		1541
Farringdon (ZFD) 3 a	1358		1413			1428		1443			1458		1513				1528		1543
St Pancras International (STP) 15 a	1403		1418			1433		1448			1503		1518				1533		1548
Balham (BAL) 4 a					1403					1433							1503		
Clapham Junction (CLJ) 10 a					1407					1437							1507		
London Victoria (VIC) 10 a					1415					1445							1515		

NOTES (see introductory pages for explanation of train operator codes and standard symbols)

- a Arrival time
d Departure time
- A To St Albans City
E From East Croydon
F From Dorking
G From Beckenham Junction
H From Horsham

Sutton and Wimbledon to London via Streatham and Tulse Hill

Saturdays

Operator Days of operation/Notes	SN	SN	TL	SN	TL	SN	SN	TL	SN	TL	SN	SN	TL	SN	TL	SN	SN	TL
	G	H	A	E	A	G	F	A	E	A	G	H	A	E	A	G	F	A
Sutton (Surrey) (SUO) 4 d		1512	1516		1519		1542	1546		1549		1612	1616		1619		1642	1646
Carshalton (CSH) d		1515	1519				1545	1549				1615	1619				1645	1649
Hackbridge (HCB) d		1518	1522				1548	1552				1618	1622				1648	1652
Mitcham Junction (MIJ) d		1521	1525				1551	1555				1621	1625				1651	1655
Mitcham Eastfields (MTC) d		1524	1528				1554	1558				1624	1628				1654	1658
West Sutton (WSU) d					1522					1552							1622	
Sutton Common (SUC) d					1524					1554							1624	
St Helier (SIH) d					1527					1557							1627	
Morden South (MDS) d					1529					1559							1629	
South Merton (SMO) d					1531					1601							1631	
Wimbledon Chase (WBO) d					1533					1603							1633	
Wimbledon (WIM) d					1536					1606							1636	
Wimbledon (WIM) 6 d					1537					1607							1637	
Haydons Road (HYR) d					1540					1610							1640	
Tooting (TOO) d					1543					1613							1643	
Streatham (STE) 4 d			1533	1543	1548			1603	1613	1618			1633	1643	1648			1703
Tulse Hill (TUH) 4 a			1537	1547	1552			1607	1617	1622			1637	1647	1652			1707
Tulse Hill (TUH) 4 d	1532		1538	1547	1553	1602		1608	1617	1623	1632		1638	1647	1653	1702		1708
North Dulwich (NDL) d	1536			1551		1606			1621		1636			1651		1706		
East Dulwich (EDW) d	1538			1553		1608			1623		1638			1653		1708		
Peckham Rye (PMR) 4 d	1541			1556		1611			1626		1641			1656		1711		
Queens Rd Peckham (QRP) d	1543			1558		1613			1628		1643			1658		1713		
South Bermondsey (SBM) d	1546			1601		1616			1631		1646			1701		1716		
London Bridge (LBG) 4 a	1551			1606		1621			1636		1651			1706		1721		
Herne Hill (HNH) 4 d			1542		1557			1612		1627			1642		1657			1712
Loughborough Jn (LGJ) d			1545		1600			1615		1630			1645		1700			1715
Elephant & Castle (EPH) d			1549		1604			1619		1634			1649		1704			1719
London Blackfriars (BFR) 3 a			1554		1609			1624		1639			1654		1709			1724
City Thameslink (CTK) 3 a			1556		1611			1626		1641			1656		1711			1726
Farringdon (ZFD) 3 a			1558		1613			1628		1643			1658		1713			1728
St Pancras International (STP) 15 a			1603		1618			1633		1648			1703		1718			1733
Balham (BAL) 4 a		1533					1603					1633					1703	
Clapham Junction (CLJ) 10 a		1537					1607					1637					1707	
London Victoria (VIC) 10 a		1545					1615					1645					1715	

NOTES (see introductory pages for explanation of train operator codes and standard symbols)

- a Arrival time
d Departure time
- A To St Albans City
E From East Croydon
F From Dorking
G From Beckenham Junction
H From Horsham

Sutton and Wimbledon to London via Streatham and Tulse Hill

Saturdays

Operator Days of operation/Notes	SN	TL	SN	SN	TL	SN	TL	SN	SN	TL	SN	TL	SN	SN	TL	SN	TL	SN
	E	A	G	H	A	E	A	G	F	A	E	A	G	H	A	E	A	G
Sutton (Surrey) (SUO) 4 d		1649		1712	1716		1719		1742	1746		1749		1812	1816		1819	
Carshalton (CSH) d				1715	1719				1745	1749				1815	1819			
Hackbridge (HCB) d				1718	1722				1748	1752				1818	1822			
Mitcham Junction (MIJ) d				1721	1725				1751	1755				1821	1825			
Mitcham Eastfields (MTC) d				1724	1728				1754	1758				1824	1828			
West Sutton (WSU) d		1652					1722					1752						1822
Sutton Common (SUC) d		1654					1724					1754						1824
St Helier (SIH) d		1657					1727					1757						1827
Morden South (MDS) d		1659					1729					1759						1829
South Merton (SMO) d		1701					1731					1801						1831
Wimbledon Chase (WBO) d		1703					1733					1803						1833
Wimbledon (WIM) 6 a		1706					1736					1806						1836
Wimbledon (WIM) 6 d		1707					1737					1807						1837
Haydons Road (HYR) d		1710					1740					1810						1840
Tooting (TOO) d		1713					1743					1813						1843
Streatham (STE) 4 d	1713	1718			1733	1743	1748			1803	1813	1818			1833	1843		1848
Tulse Hill (TUH) 4 a	1717	1722			1737	1747	1752			1807	1817	1822			1837	1847		1852
Tulse Hill (TUH) 4 d	1717	1723	1732		1738	1747	1753	1802		1808	1817	1823	1832		1838	1847	1853	1902
North Dulwich (NDL) d	1721		1736			1751		1806			1821		1836			1851		1906
East Dulwich (EDW) d	1723		1738			1753		1808			1823		1838			1853		1908
Peckham Rye (PMR) 4 d	1726		1741			1756		1811			1826		1841			1856		1911
Queens Rd Peckham (QRP) d	1728		1743			1758		1813			1828		1843			1858		1913
South Bermondsey (SBM) d	1731		1746			1801		1816			1831		1846			1901		1916
London Bridge (LBG) 4 a	1736		1751			1806		1821			1836		1851			1906		1921
Herne Hill (HNH) 4 d		1727			1742		1757			1812		1827			1842		1857	
Loughborough Jn (LGJ) d		1730			1745		1800			1815		1830			1845		1900	
Elephant & Castle (EPH) d		1734			1749		1804			1819		1834			1849		1904	
London Blackfriars (BFR) 3 a		1739			1754		1809			1824		1839			1854		1909	
City Thameslink (CTK) 3 a		1741			1756		1811			1826		1841			1856		1911	
Farringdon (ZFD) 3 a		1743			1758		1813			1828		1843			1858		1913	
St Pancras International (STP) 15 a		1748			1803		1818			1833		1848			1903		1918	
Balham (BAL) 4 a				1733					1803					1833				
Clapham Junction (CLJ) 10 a				1737					1807					1837				
London Victoria (VIC) 10 a				1745					1815					1845				

NOTES (see introductory pages for explanation of train operator codes and standard symbols)

- a Arrival time
d Departure time
- A To St Albans City
E From East Croydon
F From Dorking
G From Beckenham Junction
H From Horsham

Sutton and Wimbledon to London via Streatham and Tulse Hill

Saturdays

Operator Days of operation/Notes	SN	TL	SN	TL	SN	SN	TL	SN	TL	SN	SN	TL	SN	TL	SN	SN	TL	SN
	F	A	E	A	G	H	A	E	A	G	F	A	E	A	G	F	A	E
Sutton (Surrey) (SUO) 4 d	1842	1846		1849		1912	1916		1919		1942	1946		1949		2012	2016	
Carshalton (CSH) d	1845	1849				1915	1919				1945	1949				2015	2019	
Hackbridge (HCB) d	1848	1852				1918	1922				1948	1952				2018	2022	
Mitcham Junction (MIJ) d	1851	1855				1921	1925				1951	1955				2021	2025	
Mitcham Eastfields (MTC) d	1854	1858				1924	1928				1954	1958				2024	2028	
West Sutton (WSU) d				1852					1922					1952				
Sutton Common (SUC) d				1854					1924					1954				
St Helier (SIH) d				1857					1927					1957				
Morden South (MDS) d				1859					1929					1959				
South Merton (SMO) d				1901					1931					2001				
Wimbledon Chase (WBO) d				1903					1933					2003				
Wimbledon (WIM) 6 a				1906					1936					2006				
Wimbledon (WIM) 6 d				1907					1937					2007				
Haydens Road (HYR) d				1910					1940					2010				
Tooting (TOO) d				1913					1943					2013				
Streatham (STE) 4 d		1903	1913	1918		1933	1943	1948			2003	2013		2018			2033	2043
Tulse Hill (TUH) 4 a		1907	1917	1922		1937	1947	1952			2007	2017	2022				2037	2047
Tulse Hill (TUH) 4 d		1908	1917	1923	1932	1938	1947	1953	2002		2008	2017	2023	2032			2038	2047
North Dulwich (NDL) d			1921		1936		1951		2006		2021		2036					2051
East Dulwich (EDW) d			1923		1938		1953		2008		2023		2038					2053
Peckham Rye (PMR) 4 d			1926		1941		1956		2011		2026		2041					2056
Queens Rd Peckham (QRP) d			1928		1943		1958		2013		2028		2043					2058
South Bermondsey (SBM) d			1931		1946		2001		2016		2031		2046					2101
London Bridge (LBG) 4 a			1936		1951		2006		2021		2036		2051					2106
Herne Hill (HMH) 4 d		1912		1927		1942		1957			2012		2027					2042
Loughborough Jn (LGJ) d		1915		1930		1945		2000			2015		2030					2045
Elephant & Castle (EPH) d		1919		1934		1949		2004			2019		2034					2049
London Blackfriars (BFR) 3 a		1924		1939		1954		2009			2024		2039					2054
City Thameslink (CTK) 3 a		1926		1941		1956		2011			2026		2041					2056
Farringdon (ZFD) 3 a		1928		1943		1958		2013			2028		2043					2058
St Pancras International (STP) 15 a		1933		1948		2003		2018			2033		2048					2103
Balham (BAL) 4 a	1903					1933					2003							2033
Clapham Junction (CLJ) 10 a	1907					1937					2007							2037
London Victoria (VIC) 10 a	1915					1945					2015							2045

NOTES (see introductory pages for explanation of train operator codes and standard symbols)

- a Arrival time
d Departure time
- A To St Albans City
E From East Croydon
F From Dorking
G From Beckenham Junction
H From Horsham

Sutton and Wimbledon to London via Streatham and Tulse Hill

Saturdays



















Operator Days of operation/Notes	TL	SN	SN	TL	SN	TL	SN	SN	TL	SN	TL	SN	TL	SN	TL	SN	TL	
	A	G	F	A	E	A	G	F	A	E	J	F	J	E	J	G	F	J
Sutton (Surrey) (SUO) 4 d	2019		2042	2046		2049		2112	2116		2119	2142	2148		2149		2212	2218
Carshalton (CSH) d			2045	2049				2115	2119			2145	2151				2215	2221
Hackbridge (HCB) d			2048	2052				2118	2122			2148	2154				2218	2224
Mitcham Junction (MIJ) d			2051	2055				2121	2125			2151	2157				2221	2227
Mitcham Eastfields (MTC) d			2054	2058				2124	2128			2154	2200				2224	2230
West Sutton (WSU) d	2022					2052					2122				2152			
Sutton Common (SUC) d	2024					2054					2124				2154			
St Helier (SIH) d	2027					2057					2127				2157			
Morden South (MDS) d	2029					2059					2129				2159			
South Merton (SMO) d	2031					2101					2131				2201			
Wimbledon Chase (WBO) d	2033					2103					2133				2203			
Wimbledon (WIM) 6 a	2036					2106					2136				2206			
Wimbledon (WIM) 6 d	2037					2107					2137				2207			
Haydens Road (HYR) d	2040					2110					2140				2210			
Tooting (TOO) d	2043					2113					2143				2213			
Streatham (STE) 4 d	2048			2103	2113	2118			2133	2143	2148		2205	2213	2218			2235
Tulse Hill (TUH) 4 a	2052			2107	2117	2122			2137	2147	2152		2209	2217	2222			2239
Tulse Hill (TUH) 4 d	2053	2102		2108	2117	2123	2132		2138	2147	2153		2210	2217	2223	2232		2240
North Dulwich (NDL) d		2106			2121		2136			2151				2221		2236		
East Dulwich (EDW) d		2108			2123		2138			2153				2223		2238		
Peckham Rye (PMR) 4 d		2111			2126		2141			2156				2226		2241		
Queens Rd Peckham (QRP) d		2113			2128		2143			2158				2228		2243		
South Bermondsey (SBM) d		2116			2131		2146			2201				2231		2246		
London Bridge (LBG) 4 a		2121			2136		2151			2206				2236		2252		
Herne Hill (HNH) 4 d	2057			2112		2127			2142		2157		2214		2229c			2244
Loughborough Jn (LGJ) d	2100			2115		2130			2145		2200		2217		2232			2247
Elephant & Castle (EPH) d	2104			2119		2134			2149		2204		2221		2238			2251
London Blackfriars (BFR) 3 a	2109			2124		2139			2154		2209		2226		2244			2256
City Thameslink (CTK) 3 a																		
Farringdon (ZFD) 3 a	2113			2128		2143			2158		2213		2230		2249			2300
St Pancras International (STP) 15 a	2118			2133		2148			2203		2218		2235		2254			2305
Balham (BAL) 4 a			2103					2133				2203						2233
Clapham Junction (CLJ) 10 a			2107					2137				2207						2237
London Victoria (VIC) 10 a			2115					2145				2215						2245

NOTES (see introductory pages for explanation of train operator codes and standard symbols)

- a Arrival time
d Departure time
c Arrives 3 minutes earlier
- A To St Albans City
E From East Croydon
F From Dorking
G From Beckenham Junction
J To Bedford

Sutton and Wimbledon to London via Streatham and Tulse Hill

Saturdays

	Operator Days of operation/Notes	SN	TL	SN	TL	SN	TL	SN	TL	SN	TL
		E	J	F	J	E	J	G	J	E	J
Sutton (Surrey) (SUO)	 d		2219	2242	2248		2249		2318		2319
Carshalton (CSH)	d			2245	2251				2321		
Hackbridge (HCB)	d			2248	2254				2324		
Mitcham Junction (MIJ)	 d			2251	2257				2327		
Mitcham Eastfields (MTC)	d			2254	2300				2330		
West Sutton (WSU)	d		2222				2252				2322
Sutton Common (SUC)	d		2224				2254				2324
St Helier (SIH)	d		2227				2257				2327
Morden South (MDS)	d		2229				2259				2329
South Merton (SMO)	d		2231				2301				2331
Wimbledon Chase (WBO)	d		2233				2303				2333
Wimbledon (WIM)	 a		2236				2306				2336
Wimbledon (WIM)	 d		2237				2307				2337
Haydons Road (HYR)	d		2240				2310				2340
Tooting (TOO)	d		2243				2313				2343
Streatham (STE)	 d	2243	2248		2305	2313	2318		2335	2343	2348
Tulse Hill (TUH)	 a	2247	2252		2309	2317	2322		2339	2347	2352
Tulse Hill (TUH)	 d	2247	2253		2310	2317	2323	2332	2340	2347	2352
North Dulwich (NDL)	d	2251				2321		2336		2351	
East Dulwich (EDW)	d	2253				2323		2338		2353	
Peckham Rye (PMR)	 d	2256				2326		2341		2356	
Queens Rd Peckham (QRP)	d	2258				2328		2343		2358	
South Bermondsey (SBM)	d	2301				2331		2346		0002	
London Bridge (LBG)	 a	2306				2336		2351		0007	
Herne Hill (HNH)	 d		2259c		2314		2329c		2344		2356
Loughborough Jn (LGJ)	d		2302		2317		2332		2347		2359
Elephant & Castle (EPH)	 d		2308		2321		2338		2354c		0004
London Blackfriars (BFR)	 a		2314		2326		2344		0001		0008
City Thameslink (CTK)	 a										
Farringdon (ZFD)	 a		2319		2330		2353		0006		0013
St Pancras International (STP)	 a		2324		2335		2357		0011		0017
Balham (BAL)	 a			2303							
Clapham Junction (CLJ)	 a			2307							
London Victoria (VIC)	 a			2315							

NOTES (see introductory pages for explanation of train operator codes and standard symbols)

- a Arrival time
- d Departure time
- c Arrives 3 minutes earlier

- E From East Croydon
- F From Dorking
- G From Beckenham Junction
- J To Bedford

Sutton and Wimbledon to London via Streatham and Tulse Hill

Sundays

Operator Days of operation/Notes	SN	SN	SN	SN	SN	SN	SN	SN	SN	SN	TL	SN	SN	TL	SN	SN	TL	SN	
	A	B	A	C	A	C	A	C	A	A	D	A	C	D	A	C	D	A	
Sutton (Surrey) (SUO) 4 d		0714		0744		0812		0842			0908		0912	0938		0942	1008		
Carshalton (CSH) d		0717		0747		0815		0845					0915			0945			
Hackbridge (HCB) d		0720		0750		0818		0848					0918			0948			
Mitcham Junction (MIJ) d		0724		0754		0821		0851					0921			0951			
Mitcham Eastfields (MTC) d		0727		0757		0824		0854					0924			0954			
West Sutton (WSU) d											0911			0941				1011	
Sutton Common (SUC) d											0913			0943				1013	
St Helier (SIH) d											0916			0946				1016	
Morden South (MDS) d											0918			0948				1018	
South Merton (SMO) d											0920			0950				1020	
Wimbledon Chase (WBO) d											0922			0952				1022	
Wimbledon (WIM) 6 a											0926			0956				1026	
Wimbledon (WIM) 6 d											0927			0957				1027	
Haydens Road (HYR) d											0929			0959				1029	
Tooting (TOO) d											0933			1003				1033	
Streatham (STE) 4 d	0659		0729		0800		0829		0859	0929	0938	0959		1008	1029		1038	1059	
Tulse Hill (TUH) 4 a	0703		0733		0804		0833		0903	0933	0942	1003		1012	1033		1042	1103	
Tulse Hill (TUH) 4 d	0703		0733		0804		0833		0903	0933	0942	1003		1012	1033		1042	1103	
North Dulwich (NDL) d	0706		0736		0807		0836		0906	0936		1006			1036			1106	
East Dulwich (EDW) d	0708		0738		0809		0838		0908	0938		1008			1038			1108	
Peckham Rye (PMR) 4 d	0712		0742		0813		0842		0912	0942		1012			1042			1112	
Queens Rd Peckham (QRP) d	0714		0744		0815		0844		0914	0944		1014			1044			1114	
South Bermondsey (SBM) d	0717		0747		0817		0847		0917	0947		1017			1047			1117	
London Bridge (LBG) 4 a	0722		0753		0822		0853		0923	0952		1022			1052			1122	
Herne Hill (HMH) 4 d											0946			1016				1046	
Loughborough Jn (LGJ) d											0949			1019				1049	
Elephant & Castle (EPH) d											0954			1024				1054	
London Blackfriars (BFR) 3 a											0958			1028				1058	
City Thameslink (CTK) 3 a																			
Farringdon (ZFD) 3 a											1003			1033				1103	
St Pancras International (STP) 15 a											1007			1037				1107	
Balham (BAL) 4 a		0735		0806		0835		0902					0932			1002			
Clapham Junction (CLJ) 10 a		0740		0810		0841		0907					0937			1007			
London Victoria (VIC) 10 a		0748		0819		0849		0915					0945			1015			

NOTES (see introductory pages for explanation of train operator codes and standard symbols)

- a Arrival time
d Departure time
- A From East Croydon
B From Epsom
C From Dorking
D To Luton

Sutton and Wimbledon to London via Streatham and Tulse Hill

Sundays

Operator Days of operation/Notes	SN	SN	TL	TL	SN	SN	TL	TL	SN	SN	TL	TL	SN	SN	TL	TL	SN	SN
	C	C		D	A	C	E	D	A	C	E	D	A	C	E	D	A	C
Sutton (Surrey) (SUO) 4 d	1012	1042	1046	1038		1112	1116	1119		1142	1146	1149		1212	1216	1219		1242
Carshalton (CSH) d	1015	1045	1049			1115	1119			1145	1149			1215	1219			1245
Hackbridge (HCB) d	1018	1048	1052			1118	1122			1148	1152			1218	1222			1248
Mitcham Junction (MIJ) d	1021	1051	1055			1121	1125			1151	1155			1221	1225			1251
Mitcham Eastfields (MTC) d	1024	1054	1058			1124	1128			1154	1158			1224	1228			1254
West Sutton (WSU) d				1041				1122				1152				1222		
Sutton Common (SUC) d				1043				1124				1154				1224		
St Helier (SIH) d				1046				1127				1157				1227		
Morden South (MDS) d				1048				1129				1159				1229		
South Merton (SMO) d				1050				1131				1201				1231		
Wimbledon Chase (WBO) d				1052				1133				1203				1233		
Wimbledon (WIM) 6 a				1056				1136				1206				1236		
Wimbledon (WIM) 6 d				1057				1137				1207				1237		
Haydens Road (HYR) d				1059				1139				1209				1239		
Tooting (TOO) d				1103				1143				1213				1243		
Streatham (STE) 4 d			1103	1108	1129		1133	1147	1159		1203	1217	1229		1233	1247	1259	
Tulse Hill (TUH) 4 a			1107	1112	1133		1137	1151	1203		1207	1221	1233		1237	1251	1303	
Tulse Hill (TUH) 4 d			1107	1112	1133		1137	1152	1203		1207	1222	1233		1237	1252	1303	
North Dulwich (NDL) d					1136				1206			1236				1306		
East Dulwich (EDW) d					1138				1208			1238				1308		
Peckham Rye (PMR) 4 d					1142				1212			1242				1312		
Queens Rd Peckham (QRP) d					1144				1214			1244				1314		
South Bermondsey (SBM) d					1147				1217			1247				1317		
London Bridge (LBG) 4 a					1152				1222			1252				1322		
Herne Hill (HMH) 4 d			1111	1116			1141	1156			1211	1226			1241	1256		
Loughborough Jn (LGJ) d			1114	1119			1144	1159			1214	1229			1244	1259		
Elephant & Castle (EPH) d			1119	1124			1149	1204			1219	1234			1249	1304		
London Blackfriars (BFR) 3 a			1123	1128			1153	1208			1223	1238			1253	1308		
City Thameslink (CTK) 3 a																		
Farringdon (ZFD) 3 a				1133			1158	1213			1228	1243			1258	1313		
St Pancras International (STP) 15 a				1137			1202	1217			1232	1247			1302	1317		
Balham (BAL) 4 a	1032	1102				1132				1202				1232				1302
Clapham Junction (CLJ) 10 a	1037	1107				1137				1207				1237				1307
London Victoria (VIC) 10 a	1045	1115				1145				1215				1245				1315

NOTES (see introductory pages for explanation of train operator codes and standard symbols)

- a Arrival time
d Departure time
- A From East Croydon
C From Dorking
D To Luton
E To St Albans City

Sutton and Wimbledon to London via Streatham and Tulse Hill

Sundays

Operator Days of operation/Notes	TL	TL	SN	SN	TL	TL	SN	SN	TL	TL	SN	SN	TL	TL	SN	SN	TL	TL		
	E	D	A	C	E	D	A	C	E	D	A	C	E	D	A	C	E	D		
Sutton (Surrey) (SUO)	4 d	1246	1249		1312	1316	1319		1342	1346	1349		1412	1416	1419		1442	1446	1449	
Carshalton (CSH)	d	1249			1315	1319			1345	1349			1415	1419			1445	1449		
Hackbridge (HCB)	d	1252			1318	1322			1348	1352			1418	1422			1448	1452		
Mitcham Junction (MIJ)	d	1255			1321	1325			1351	1355			1421	1425			1451	1455		
Mitcham Eastfields (MTC)	d	1258			1324	1328			1354	1358			1424	1428			1454	1458		
West Sutton (WSU)	d		1252				1322						1352				1422		1452	
Sutton Common (SUC)	d		1254				1324						1354				1424		1454	
St Helier (SIH)	d		1257				1327						1357				1427		1457	
Morden South (MDS)	d		1259				1329						1359				1429		1459	
South Merton (SMO)	d		1301				1331						1401				1431		1501	
Wimbledon Chase (WBO)	d		1303				1333						1403				1433		1503	
Wimbledon (WIM)	6 a		1306				1336						1406				1436		1506	
Wimbledon (WIM)	6 d		1307				1337						1407				1437		1507	
Haydens Road (HYR)	d		1309				1339						1409				1439		1509	
Tooting (TOO)	d		1313				1343						1413				1443		1513	
Streatham (STE)	4 d	1303	1317	1329		1333	1347	1359		1403	1417	1429		1433	1447	1459		1503	1517	
Tulse Hill (TUH)	4 a	1307	1321	1333		1337	1351	1403		1407	1421	1433		1437	1451	1503		1507	1521	
Tulse Hill (TUH)	4 d	1307	1322	1333		1337	1352	1403		1407	1422	1433		1437	1452	1503		1507	1522	
North Dulwich (NDL)	d			1336				1406					1436				1506			
East Dulwich (EDW)	d			1338				1408					1438				1508			
Peckham Rye (PMR)	4 d			1342				1412					1442				1512			
Queens Rd Peckham (QRP)	d			1344				1414					1444				1514			
South Bermondsey (SBM)	d			1347				1417					1447				1517			
London Bridge (LBG)	4 a			1352				1422					1452				1522			
Herne Hill (HMH)	4 d	1311	1326			1341	1356			1411	1426			1441	1456				1511	1526
Loughborough Jn (LGJ)	d	1314	1329			1344	1359			1414	1429			1444	1459				1514	1529
Elephant & Castle (EPH)	d	1319	1334			1349	1404			1419	1434			1449	1504				1519	1534
London Blackfriars (BFR)	3 a	1323	1338			1353	1408			1423	1438			1453	1508				1523	1538
City Thameslink (CTK)	3 a																			
Farringdon (ZFD)	3 a	1328	1343			1358	1413			1428	1443			1458	1513				1528	1543
St Pancras International (STP)	15 a	1332	1347			1402	1417			1432	1447			1502	1517				1532	1547
Balham (BAL)	4 a				1332				1402					1432					1502	
Clapham Junction (CLJ)	10 a				1337				1407					1437					1507	
London Victoria (VIC)	10 a				1345				1415					1445					1515	

NOTES (see introductory pages for explanation of train operator codes and standard symbols)

- a Arrival time
d Departure time
- A From East Croydon
C From Dorking
D To Luton
E To St Albans City

Sutton and Wimbledon to London via Streatham and Tulse Hill

Sundays

Operator Days of operation/Notes	SN	SN	TL	TL	SN	SN	TL	TL	SN	SN	TL	TL	SN	SN	TL	TL	SN	SN
	A	C	E	D	A	C	E	D	A	C	E	D	A	C	E	D	A	C
Sutton (Surrey) (SUO) 4 d		1512	1516	1519		1542	1546	1549		1612	1616	1619		1642	1646	1649		1712
Carshalton (CSH) d		1515	1519			1545	1549			1615	1619			1645	1649			1715
Hackbridge (HCB) d		1518	1522			1548	1552			1618	1622			1648	1652			1718
Mitcham Junction (MIJ) d		1521	1525			1551	1555			1621	1625			1651	1655			1721
Mitcham Eastfields (MTC) d		1524	1528			1554	1558			1624	1628			1654	1658			1724
West Sutton (WSU) d				1522				1552				1622						1652
Sutton Common (SUC) d				1524				1554				1624						1654
St Helier (SIH) d				1527				1557				1627						1657
Morden South (MDS) d				1529				1559				1629						1659
South Merton (SMO) d				1531				1601				1631						1701
Wimbledon Chase (WBO) d				1533				1603				1633						1703
Wimbledon (WIM) 6 a				1536				1606				1636						1706
Wimbledon (WIM) 6 d				1537				1607				1637						1707
Haydens Road (HYR) d				1539				1609				1639						1709
Tooting (TOO) d				1543				1613				1643						1713
Streatham (STE) 4 d	1529		1533	1547	1559		1603	1617	1629		1633	1647	1659		1703	1717	1729	
Tulse Hill (TUH) 4 a	1533		1537	1551	1603		1607	1621	1633		1637	1651	1703		1707	1721	1733	
Tulse Hill (TUH) 4 d	1533		1537	1552	1603		1607	1622	1633		1637	1652	1703		1707	1722	1733	
North Dulwich (NDL) d	1536				1606				1636				1706					1736
East Dulwich (EDW) d	1538				1608				1638				1708					1738
Peckham Rye (PMR) 4 d	1542				1612				1642				1712					1742
Queens Rd Peckham (QRP) d	1544				1614				1644				1714					1744
South Bermondsey (SBM) d	1547				1617				1647				1717					1747
London Bridge (LBG) 4 a	1552				1622				1652				1722					1752
Herne Hill (HNH) 4 d			1541	1556				1611	1626			1641	1656			1711	1726	
Loughborough Jn (LGJ) d			1544	1559				1614	1629			1644	1659			1714	1729	
Elephant & Castle (EPH) d			1549	1604				1619	1634			1649	1704			1719	1734	
London Blackfriars (BFR) 3 a			1553	1608				1623	1638			1653	1708			1723	1738	
City Thameslink (CTK) 3 a																		
Farringdon (ZFD) 3 a			1558	1613				1628	1643			1658	1713			1728	1743	
St Pancras International (STP) 15 a			1602	1617				1632	1647			1702	1717			1732	1747	
Balham (BAL) 4 a		1532						1602				1632				1702		1732
Clapham Junction (CLJ) 10 a		1537						1607				1637				1707		1737
London Victoria (VIC) 10 a		1545						1615				1645				1715		1745

NOTES (see introductory pages for explanation of train operator codes and standard symbols)

- a Arrival time
d Departure time
- A From East Croydon
C From Dorking
D To Luton
E To St Albans City

Sutton and Wimbledon to London via Streatham and Tulse Hill

Sundays

Operator Days of operation/Notes	TL	TL	SN	SN	TL	TL	SN	SN	TL	TL	SN	SN	TL	TL	SN	SN	TL	TL
	E	D	A	C	E	D	A	C	E	D	A	C	E	D	A	C	E	D
Sutton (Surrey) (SUO) 4 d	1716	1719		1742	1746	1749		1812	1816	1819		1842	1846	1849		1912	1916	1919
Carshalton (CSH) d	1719			1745	1749			1815	1819			1845	1849			1915	1919	
Hackbridge (HCB) d	1722			1748	1752			1818	1822			1848	1852			1918	1922	
Mitcham Junction (MIJ) d	1725			1751	1755			1821	1825			1851	1855			1921	1925	
Mitcham Eastfields (MTC) d	1728			1754	1758			1824	1828			1854	1858			1924	1928	
West Sutton (WSU) d		1722				1752				1822				1852				1922
Sutton Common (SUC) d		1724				1754				1824				1854				1924
St Helier (SIH) d		1727				1757				1827				1857				1927
Morden South (MDS) d		1729				1759				1829				1859				1929
South Merton (SMO) d		1731				1801				1831				1901				1931
Wimbledon Chase (WBO) d		1733				1803				1833				1903				1933
Wimbledon (WIM) 6 a		1736				1806				1836				1906				1936
Wimbledon (WIM) 6 d		1737				1807				1837				1907				1937
Haydens Road (HYR) d		1739				1809				1839				1909				1939
Tooting (TOO) d		1743				1813				1843				1913				1943
Streatham (STE) 4 d	1733	1747	1759		1803	1817	1829		1833	1847	1859		1903	1917	1929		1933	1947
Tulse Hill (TUH) 4 a	1737	1751	1803		1807	1821	1833		1837	1851	1903		1907	1921	1933		1937	1951
Tulse Hill (TUH) 4 d	1737	1752	1803		1807	1822	1833		1837	1852	1903		1907	1922	1933		1937	1952
North Dulwich (NDL) d			1806				1836				1906				1936			
East Dulwich (EDW) d			1808				1838				1908				1938			
Peckham Rye (PMR) 4 d			1812				1842				1912				1942			
Queens Rd Peckham (QRP) d			1814				1844				1914				1944			
South Bermondsey (SBM) d			1817				1847				1917				1947			
London Bridge (LBG) 4 a			1822				1852				1922				1952			
Herne Hill (HMH) 4 d	1741	1756			1811	1826			1841	1856			1911	1926			1941	1956
Loughborough Jn (LGJ) d	1744	1759			1814	1829			1844	1859			1914	1929			1944	1959
Elephant & Castle (EPH) d	1749	1804			1819	1834			1849	1904			1919	1934			1949	2004
London Blackfriars (BFR) 3 a	1753	1808			1823	1838			1853	1908			1923	1938			1953	2008
City Thameslink (CTK) 3 a																		
Farringdon (ZFD) 3 a	1758	1813			1828	1843			1858	1913			1928	1943			1958	2013
St Pancras International (STP) 15 a	1802	1817			1832	1847			1902	1917			1932	1947			2002	2017
Balham (BAL) 4 a				1802				1832				1902				1932		
Clapham Junction (CLJ) 10 a				1807				1837				1907				1937		
London Victoria (VIC) 10 a				1815				1845				1915				1945		

NOTES (see introductory pages for explanation of train operator codes and standard symbols)

- a Arrival time
d Departure time
- A From East Croydon
C From Dorking
D To Luton
E To St Albans City

Sutton and Wimbledon to London via Streatham and Tulse Hill

Sundays

Operator Days of operation/Notes	SN	SN	TL	TL	SN	SN	TL	TL	SN	SN	TL	TL	SN	SN	TL	TL	SN	SN
	A	C	E	D	A	C	E	D	A	C	E	D	A	C	E	D	A	C
Sutton (Surrey) (SUO) 4 d		1942	1946	1949		2012	2016	2019		2042	2046	2049		2112	2116	2119		2142
Carshalton (CSH) d		1945	1949			2015	2019			2045	2049			2115	2119			2145
Hackbridge (HCB) d		1948	1952			2018	2022			2048	2052			2118	2122			2148
Mitcham Junction (MIJ) d		1951	1955			2021	2025			2051	2055			2121	2125			2151
Mitcham Eastfields (MTC) d		1954	1958			2024	2028			2054	2058			2124	2128			2154
West Sutton (WSU) d				1952				2022				2052						2122
Sutton Common (SUC) d				1954				2024				2054						2124
St Helier (SIH) d				1957				2027				2057						2127
Morden South (MDS) d				1959				2029				2059						2129
South Merton (SMO) d				2001				2031				2101						2131
Wimbledon Chase (WBO) d				2003				2033				2103						2133
Wimbledon (WIM) 6 a				2006				2036				2106						2136
Wimbledon (WIM) 6 d				2007				2037				2107						2137
Haydens Road (HYR) d				2009				2039				2109						2139
Tooting (TOO) d				2013				2043				2113						2143
Streatham (STE) 4 d	1959		2003	2017	2029		2033	2047	2059		2103	2117	2129		2133	2147	2159	
Tulse Hill (TUH) 4 a	2003		2007	2021	2033		2037	2051	2103		2107	2121	2133		2137	2151	2203	
Tulse Hill (TUH) 4 d	2003		2007	2022	2033		2037	2052	2103		2107	2122	2133		2137	2152	2203	
North Dulwich (NDL) d	2006				2036				2106				2136					2206
East Dulwich (EDW) d	2008				2038				2108				2138					2208
Peckham Rye (PMR) 4 d	2012				2042				2112				2142					2212
Queens Rd Peckham (QRP) d	2014				2044				2114				2144					2214
South Bermondsey (SBM) d	2017				2047				2117				2147					2217
London Bridge (LBG) 4 a	2022				2052				2122				2152					2222
Herne Hill (HNH) 4 d			2011	2026			2041	2056			2111	2126			2141	2156		
Loughborough Jn (LGJ) d			2014	2029			2044	2059			2114	2129			2144	2159		
Elephant & Castle (EPH) d			2019	2034			2049	2104			2119	2134			2149	2204		
London Blackfriars (BFR) 3 a			2023	2038			2053	2108			2123	2138			2153	2208		
City Thameslink (CTK) 3 a																		
Farringdon (ZFD) 3 a			2028	2043			2058	2113			2128	2143			2158	2213		
St Pancras International (STP) 15 a			2032	2047			2102	2117			2132	2147			2202	2217		
Balham (BAL) 4 a		2002				2032				2102				2132				2202
Clapham Junction (CLJ) 10 a		2007				2037				2107				2137				2207
London Victoria (VIC) 10 a		2015				2046				2115				2145				2215

NOTES (see introductory pages for explanation of train operator codes and standard symbols)

- a Arrival time
- d Departure time
- A From East Croydon
- C From Dorking
- D To Luton
- E To St Albans City
- F To Bedford

Sutton and Wimbledon to London via Streatham and Tulse Hill

Sundays

Operator Days of operation/Notes	TL	TL	SN	SN	TL	TL	SN	SN	TL	SN	SN
	G	F	A	B	F		A	C	F	B	H
Sutton (Surrey) (SUO) 4 d	2146	2149		2212	2216	2219		2242	2246	2312	2346
Carshalton (CSH) d	2149			2215	2219			2245	2249	2315	2349
Hackbridge (HCB) d	2152			2218	2222			2248	2252	2318	2352
Mitcham Junction (MIJ) d	2155			2221	2225			2251	2255	2321	2355
Mitcham Eastfields (MTC) d	2158			2224	2228			2254	2258	2324	2358
West Sutton (WSU) d		2152				2222					
Sutton Common (SUC) d		2154				2224					
St Helier (SIH) d		2157				2227					
Morden South (MDS) d		2159				2229					
South Merton (SMO) d		2201				2231					
Wimbledon Chase (WBO) d		2203				2233					
Wimbledon (WIM) 6 a		2206				2236					
Wimbledon (WIM) 6 d		2207				2237					
Haydons Road (HYR) d		2209				2239					
Tooting (TOO) d		2213				2242					
Streatham (STE) 4 d	2203	2217	2229		2233	2247	2300		2303		
Tulse Hill (TUH) 4 a	2207	2221	2233		2237	2251	2303		2307		
Tulse Hill (TUH) 4 d	2207	2222	2233		2237	2252	2304		2307		
North Dulwich (NDL) d			2236				2307				
East Dulwich (EDW) d			2238				2309				
Peckham Rye (PMR) 4 d			2242				2312				
Queens Rd Peckham (QRP) d			2244				2314				
South Bermondsey (SBM) d			2247				2317				
London Bridge (LBG) 4 a			2252				2322				
Herne Hill (HNH) 4 d	2211	2226			2241	2256			2311		
Loughborough Jn (LGJ) d	2214	2229			2244	2259			2314		
Elephant & Castle (EPH) d	2219	2234			2249	2304			2319		
London Blackfriars (BFR) 3 a	2223	2238			2253	2308			2323		
City Thameslink (CTK) 3 a											
Farringdon (ZFD) 3 a	2228	2243			2258				2328		
St Pancras International (STP) 15 a	2232	2247			2302				2332		
Balham (BAL) 4 a				2232				2302		2331	0006
Clapham Junction (CLJ) 10 a				2237				2307		2335	0012
London Victoria (VIC) 10 a				2248				2318		2343	0021

NOTES (see introductory pages for explanation of train operator codes and standard symbols)

- a Arrival time
d Departure time
- A From East Croydon
B From Epsom
C From Dorking
F To Bedford
G To West Hampstead Thameslink
H From Dorking. Also calls at Wandsworth Common and Battersea Park