

London to Haslemere, Havant and Portsmouth

Mondays to Fridays

Operator Days of operation/Notes 1st Class/Reservations/Bus	SW □	SW A □	SW □	SW □	SW □	SW □	SW □	SW B □	SW □	SW B □	SW □	SW □	SW □	SW □	SW □	SW □	SW □	SW □
London Waterloo (WAT) 15 d		0508	0545	0615	0645	0700		0715	0730		0746	0800		0830	0845	0900	0930	0945
Clapham Junction (CLJ) 10 d		0517	0552	0622u	0652u			0723u			0753u			0853u				0952u
Woking (WOK) d		0552	0617	0644	0713	0725		0743	0755		0813	0826		0855	0913	0925	0955	1013
Worplesdon (WPL) d			0622	0649	0718			0748			0818			0918				1018
Guildford (GLD) a		0600	0627	0654	0724	0732		0754	0804		0824	0833		0902	0924	0934	1002	1024
Guildford (GLD) d	0509	0603	0630	0655	0725	0733		0755	0804		0826	0835		0903	0925	0935	1003	1025
Farncombe (FNC) d		0609	0636	0701	0731			0801			0832			0909	0931	0941		1031
Godalming (GOD) d		0612	0639	0704	0734	0740		0804	0812		0835	0842		0913	0934	0944	1010	1034
Milford (Surrey) (MLF) d		0616	0643	0708	0738			0808			0839				0938			1038
Witley (WTY) d		0620	0647	0712	0742			0812			0843				0942			1042
Haslemere (HSL) 4 a	0523	0627	0654	0719	0749	0752		0819	0823		0850	0853		0923	0949	0955	1020	1049
Haslemere (HSL) 4 d	0524	0628	0655	0720	0757	0753		0757	0828	0824	0828	0857	0854	0857	0924		0956	1021
Liphook (LIP) d	0529	0633	0700	0725				0802			0833			0902			1001	
Liss (LIS) d	0535	0639	0706	0731				0808			0839			0908			1007	
Petersfield (PTR) d	0545	0645	0711	0737		0805		0814		0835	0844		0905	0914	0935		1013	1032
Rowlands Castle (RLN) d	0555	0654	0721	0746				0823			0854			0923			1022	
Havant (HAV) a	0600	0659	0726	0753		0819		0828		0851	0859		0918	0928	0951		1027	1045
Bedhampton (BDH) a	0603	0702	0730	0756				0831			0902			0932			1030	
Hilsea (HLS) a	0608	0708	0739	0802				0837						0937			1036	
Fratton (FTN) a	0612	0712	0743	0806		0828		0841		0900			0927	0941	1000		1040	1054
Portsmouth & Southsea (PMS) a	0616	0716	0747	0809		0831		0845		0904			0931	0945	1003		1043	1057
Portsmouth Harbour (PMH) a	0620	0721	0751	0813		0836		0850		0908			0936	1008		1048	1102	

Operator 1st Class/Reservations/Bus	SW □	SW □	SW □	SW □	SW □	SW □	SW □	SW □	SW □	SW □	SW □	SW □	SW □	SW □	SW □	SW □	SW □	SW □	SW □
London Waterloo (WAT) 15 d	1000	1030	1045	1100	1130	1145	1200	1230	1245	1300	1330	1345	1400	1430	1445	1500			1530
Clapham Junction (CLJ) 10 d			1052u			1152u			1252u			1352u			1452u				
Woking (WOK) d	1025	1055	1113	1125	1155	1213	1225	1255	1313	1325	1355	1415	1425	1455	1513	1525			1554
Worplesdon (WPL) d			1118			1218			1318			1420			1518				
Guildford (GLD) a	1032	1102	1124	1132	1202	1224	1232	1302	1324	1332	1402	1425	1432	1502	1524	1532			1603
Guildford (GLD) d	1033	1103	1125	1133	1203	1225	1233	1303	1325	1333	1403	1427	1433	1503	1525	1533			1604
Farncombe (FNC) d	1040		1131	1140		1231	1240		1331	1340		1433	1440		1531	1539			1610
Godalming (GOD) d	1043	1110	1134	1143	1210	1234	1243	1310	1334	1343	1410	1436	1443	1510	1534	1542			1613
Milford (Surrey) (MLF) d			1138			1238			1338			1440			1538				1617
Witley (WTY) d			1142			1242			1342			1444			1542				1621
Haslemere (HSL) 4 a	1054	1120	1149	1154	1220	1249	1254	1320	1349	1354	1420	1451	1455	1520	1549	1552			1628
Haslemere (HSL) 4 d	1055	1121		1155	1221		1255	1321		1355	1421		1456	1521	1556	1553	1556	1628	
Liphook (LIP) d	1100			1200			1300			1400			1501				1602	1633	
Liss (LIS) d	1106			1206			1306			1406			1507				1608	1639	
Petersfield (PTR) d	1112	1132		1212	1232		1312	1332		1412	1432		1513	1532		1604	1613	1645	
Rowlands Castle (RLN) d	1121			1221			1321			1421			1522				1623	1654	
Havant (HAV) a	1126	1145		1226	1245		1326	1345		1426	1445		1527	1545		1617	1628	1659	
Bedhampton (BDH) a	1130			1230			1330			1430			1530				1631	1703	
Hilsea (HLS) a	1136			1236			1336			1436			1536				1636	1708	
Fratton (FTN) a	1140	1154		1240	1254		1340	1354		1440	1454		1540	1554		1626	1640	1712	
Portsmouth & Southsea (PMS) a	1144	1157		1243	1257		1343	1357		1443	1457		1543	1557		1629	1644	1719	
Portsmouth Harbour (PMH) a	1148	1202		1249	1302		1348	1402		1448	1502		1548	1602		1636	1649	1725	

For the complete service between London, Woking and Guildford see table 152

For the complete service between Havant and Portsmouth see table 157

NOTES (see introductory pages for explanation of train operator codes and standard symbols)

- a Arrival time
- d Departure time
- u Stops to pick up only

- A Also calls at Vauxhall 0512, Wimbledon 0523, Surbiton 0531, Walton-On-Thames 0538, Weybridge 0542 and West Byfleet 0546
- B To Southampton Central

London to Haslemere, Havant and Portsmouth

Mondays to Fridays

Operator Days of operation/Notes 1st Class/Reservations/Bus	SW	SW	SW	SW	SW	SW	SW	SW	SW	SW	SW	SW	SW	SW	SW	SW	SW	SW	SW
	□	□	□	□	□	□	□	□	□	□	□	□	□	□	□	□	□	□	□
London Waterloo (WAT) 15 d	1545	1600		1630	1645	1700		1715	1730		1745	1800		1815	1830		1845	1900	
Clapham Junction (CLJ) 10 d	1552u			1652u										1822u					
Woking (WOK) d	1613	1625		1655	1714	1725			1755			1824		1842	1855				1924
Worplesdon (WPL) d	1618			1718					1801					1847	1900				
Guildford (GLD) a	1623	1633		1702	1724	1733		1750	1807		1820	1833		1853	1905		1921	1932	
Guildford (GLD) d	1625	1634		1704	1725	1734		1753	1810		1822	1834		1855	1910		1923	1933	
Farncombe (FNC) d	1631			1710	1731			1759			1828			1901			1929		
Godalming (GOD) d	1634	1642		1713	1734	1742		1802	1817		1831	1841		1904	1917		1932	1941	
Milford (Surrey) (MLF) d	1638			1738				1806			1835			1908			1936		
Witley (WTY) d	1642			1742				1811			1839			1912			1940		
Haslemere (HSL) 4 a	1649	1653	←	1724	1750	1753	←	1818	1827	←	1849	1852	←	1920	1927	←	1947	1951	
Haslemere (HSL) 4 d	1657	1653	1657	1725	1759	1754	1759	1832	1828	1832	1856	1853	1856	1932	1928	1932	1956	1952	
Liphook (LIP) d	←		1702	←			1804	←		1838	←		1901	←		1937	←		
Liss (LIS) d			1708				1810			1844			1907			1943			
Petersfield (PTR) d		1704	1713	1736		1806	1816		1840	1850		1904	1913		1940	1948		2004	
Rowlands Castle (RLN) d			1723				1825			1900			1922			1958			
Havant (HAV) a		1717	1728	1749		1818	1831		1852	1905		1917	1927		1953	2003		2017	
Bedhampton (BDH) a			1731				1834			1908			1930						
Hilsea (HLS) a			1736				1839			1913			1936						
Fratton (FTN) a		1726	1741	1759		1827	1843		1902	1918		1926	1940		2002			2026	
Portsmouth & Southsea (PMS) a		1730	1745	1803		1831	1849		1905	1922		1929	1943		2006			2030	
Portsmouth Harbour (PMH) a		1736		1809		1838			1911	1928		1938	1950		2012			2034	

Operator Days of operation/Notes 1st Class/Reservations/Bus	SW	SW	SW	SW	SW	SW	SW	SW	SW	SW	SW	SW	SW	SW	SW
	□	B □	□	B □	□	□	□	□	□	□	□	□	□	□	□
London Waterloo (WAT) 15 d		1915	1930		1945	2000	2030	2045	2100	2130	2145	2200	2230	2300	2332
Clapham Junction (CLJ) 10 d		1922u		1952u				2052u			2152u			2307u	2339u
Woking (WOK) d		1943	1955		2013	2025	2055	2113	2125	2155	2213	2225	2256	2327	2359
Worplesdon (WPL) d		1948		2018				2118			2218			2334	
Guildford (GLD) a		1954	2003		2023	2032	2103	2123	2133	2203	2223	2233	2303	2339	0008
Guildford (GLD) d		1955	2004		2025	2033	2104	2125	2134	2204	2225	2234	2304	2340	0009
Farncombe (FNC) d		2001		2031	2040		2131	2140		2231	2240	2310	2346	0015	
Godalming (GOD) d		2004	2011		2034	2043	2111	2134	2143	2211	2234	2243	2313	2349	0018
Milford (Surrey) (MLF) d		2008		2038				2138			2238			2353	0022s
Witley (WTY) d		2012		2042				2142			2242			2357	0026s
Haslemere (HSL) 4 a	←	2020	2023	←	2049	2054	2121	2149	2154	2222	2249	2254	2324	0004	0033
Haslemere (HSL) 4 d	1956	2028	2024	2028		2055	2122		2155	2223		2255	2325	0005	0034
Liphook (LIP) d	2001	←		2033		2100			2200			2300		0010	0039
Liss (LIS) d	2007			2039		2106			2206			2306		0016	0045
Petersfield (PTR) d	2013		2036	2044		2112	2133		2212	2234		2312	2336	0021	0050
Rowlands Castle (RLN) d	2022		2054	2121		2144	2155		2243	2259		2339	2358	0048	0117
Havant (HAV) a	2027		2051	2059		2126	2146		2231	2246		2326	2349	0036	0105
Bedhampton (BDH) a	2030			2102		2131			2234			2330		0039	0108
Hilsea (HLS) a	2036					2140			2239			2335		0044	0113
Fratton (FTN) a	2040		2100			2144	2155		2243	2259		2339	2358	0048	0117
Portsmouth & Southsea (PMS) a	2045		2104			2148	2158		2247	2303		2343	0002	0052	0120
Portsmouth Harbour (PMH) a			2108				2203		2252	2307		2348	0006		0124














NOTES (see introductory pages for explanation of train operator codes and standard symbols)
















- a Arrival time
- d Departure time
- s Stops to set down only
- u Stops to pick up only

- B To Southampton Central
- C To Fareham

London to Haslemere, Havant and Portsmouth

Saturdays

Operator	SW	SW	SW	SW	SW	SW	SW	SW	SW	SW	SW	SW	SW	SW	SW	SW	SW	
1st Class/Reservations/Bus	□	□	□	□	□	□	□	□	□	□	□	□	□	□	□	□	□	
London Waterloo (WAT)   d		0545	0645	0730	0745	0800		0830	0845	0900		0930	0945	1000		1030	1045	1100
Clapham Junction (CLJ)  d		0552	0652u		0752u				0852u			0952u	1000			1030	1052u	1100
Woking (WOK) d		0613	0713	0755	0813	0825		0855	0913	0925		0955	1013	1025		1055	1113	1125
Worplesdon (WPL) d		0618	0717		0818				0918			1018					1118	
Guildford (GLD) a		0623	0723	0802	0823	0832		0902	0923	0932		1002	1024	1032		1102	1123	1132
Guildford (GLD) d	0515	0625	0724	0803	0825	0833		0903	0925	0933		1003	1025	1033		1103	1125	1133
Farncombe (FNC) d		0631	0730		0831	0839			0931	0939			1031	1039			1131	1139
Godalming (GOD) d		0634	0733	0810	0834	0842		0910	0934	0942		1010	1034	1042		1110	1134	1142
Milford (Surrey) (MLF) d		0638	0737		0838				0938				1038				1138	
Witley (WTY) d		0642	0741		0842				0942				1042				1142	
Haslemere (HSL)  a	0529	0649	0748	0820	0849	0853		0920	0949	0953		1020	1049	1053		1120	1149	1153
Haslemere (HSL)  d	0530	0650	0749	0821	0857	0853		0857	0921	0957	0953	0957	1021	1057	1053	1057	1121	1157
Liphook (LIP) d	0535	0655	0754					0902				1002				1102		
Liss (LIS) d	0541	0701	0800					0908				1008				1108		
Petersfield (PTR) d	0546	0706	0806	0832		0904		0913	0932		1004	1013	1032		1104	1113	1132	1204
Rowlands Castle (RLN) d	0556	0716	0815					0923				1023				1123		
Havant (HAV) a	0601	0722	0824	0845		0917		0928	0945		1017	1028	1045		1117	1128	1145	1217
Bedhampton (BDH) a	0604	0725	0827					0931				1031				1131		
Hilsea (HLS) a	0610	0730	0839					0936				1036				1136		
Fratton (FTN) a	0614	0734	0844	0854		0926		0940	0954		1026	1040	1054		1126	1140	1154	1226
Portsmouth & Southsea (PMS) a	0617	0738	0848	0857		0929		0945	0957		1030	1045	1057		1130	1145	1157	1229
Portsmouth Harbour (PMH)  a	0622	0743	0852	0902		0934		1002			1034		1102		1134		1202	1234






Operator	SW	SW	SW	SW	SW	SW	SW	SW	SW	SW	SW	SW	SW	SW	SW	SW	SW
1st Class/Reservations/Bus	□	□	□	□	□	□	□	□	□	□	□	□	□	□	□	□	□
London Waterloo (WAT)   d		1130	1145	1200		1230	1245	1300		1330	1345	1400		1430	1445	1500	1530
Clapham Junction (CLJ)  d			1152u				1252u				1352u				1452u		1555
Woking (WOK) d		1155	1213	1225		1255	1313	1325		1355	1413	1425		1455	1513	1525	
Worplesdon (WPL) d			1218				1318				1418				1518		
Guildford (GLD) a		1203	1223	1232		1302	1323	1332		1402	1423	1432		1502	1524	1532	1602
Guildford (GLD) d		1204	1225	1233		1303	1325	1333		1403	1425	1433		1503	1525	1533	1603
Farncombe (FNC) d			1231	1239			1331	1339			1431	1439			1531	1539	
Godalming (GOD) d		1210	1234	1242		1310	1334	1342		1410	1434	1442		1510	1534	1542	1610
Milford (Surrey) (MLF) d			1238				1338				1438				1538		
Witley (WTY) d			1242				1342				1442				1542		
Haslemere (HSL)  a		1221	1249	1253		1320	1349	1353		1420	1449	1453		1520	1549	1553	
Haslemere (HSL)  d	1157	1221	1257	1253	1257	1321	1357	1353	1357	1421	1457	1453	1457	1521	1557	1553	1557
Liphook (LIP) d	1202				1302				1402				1502				1602
Liss (LIS) d	1208				1308				1408				1508				1608
Petersfield (PTR) d	1213	1232		1304	1313	1332		1404	1414	1432		1504	1513	1532		1604	1613
Rowlands Castle (RLN) d	1223				1323				1423				1523				1623
Havant (HAV) a	1228	1245		1318	1328	1345		1417	1428	1445		1517	1528	1545		1617	1628
Bedhampton (BDH) a	1231				1331				1431				1531				1631
Hilsea (HLS) a	1236				1336				1437				1536				1636
Fratton (FTN) a	1240	1254		1327	1340	1354		1426	1441	1454		1526	1540	1554		1626	1640
Portsmouth & Southsea (PMS) a	1245	1257		1330	1345	1357		1429	1445	1457		1529	1545	1557		1629	1645
Portsmouth Harbour (PMH)  a		1302		1334		1402		1434		1502		1534		1602		1634	1702






NOTES (see introductory pages for explanation of train operator codes and standard symbols)

- a Arrival time
- d Departure time
- u Stops to pick up only

London to Haslemere, Havant and Portsmouth

Saturdays

Operator	SW	SW	SW	SW	SW	SW	SW	SW	SW	SW	SW	SW	SW	SW	SW	SW	SW	
London Waterloo (WAT)  d	1545	1600		1630	1645	1700		1730	1745	1800		1830	1845	1900		1930	1945	2000
Clapham Junction (CLJ)  d	1552u				1652u				1752u			1852u				1952u		
Woking (WOK) d	1613	1625		1655	1713	1725		1755	1813	1825		1855	1913	1925		1955	2013	2025
Worplesdon (WPL) d	1618				1718				1818			1918				2018		
Guildford (GLD) a	1623	1632		1702	1723	1732		1802	1823	1832		1902	1923	1932		2002	2023	2032
Guildford (GLD) d	1625	1633		1703	1725	1733		1803	1825	1833		1903	1925	1933		2003	2025	2033
Farncombe (FNC) d	1631	1639			1731	1739			1831	1839			1931	1939		2031	2039	
Godalming (GOD) d	1634	1642		1710	1734	1742		1810	1834	1842		1911	1934	1942		2010	2034	2042
Milford (Surrey) (MLF) d	1638				1738				1838				1938			2038		
Witley (WTY) d	1642				1742				1842				1942			2042		
Haslemere (HSL)  a	1649	1653	←	1720	1749	1753	←	1820	1849	1853	←	1921	1950	1953	←	2020	2049	2053
Haslemere (HSL)  d	1657	1653	1657	1721	1757	1753	1757	1821	1857	1853	1857	1922	1957	1953	1957	2021	2057	2053
Liphook (LIP) d	←		1702		←			1802		←		1902		←		2002		←
Liss (LIS) d			1708					1808				1908				2008		
Petersfield (PTR) d		1704	1713	1732		1804	1813	1832		1904	1913	1933		2004	2013	2032		2104
Rowlands Castle (RLN) d			1723					1823				1923				2023		
Havant (HAV) a		1717	1728	1745		1817	1828	1845		1917	1928	1945		2017	2028	2045		2117
Bedhampton (BDH) a			1731					1831				1931				2031		
Hilsea (HLS) a			1736					1836				1936				2036		
Fratton (FTN) a		1726	1740	1754		1826	1840	1854		1926	1940	1954		2026	2040	2054		2126
Portsmouth & Southsea (PMS) a		1729	1745	1757		1829	1845	1857		1929	1945	1958		2029	2045	2057		2129
Portsmouth Harbour (PMH)  a		1736		1802		1834		1902		1934		2002		2034		2102		2134

Operator	SW	SW	SW	SW	SW	SW	SW	SW	SW	SW	SW	SW	SW	SW	SW
London Waterloo (WAT)  d		2030	2045	2100		2130	2145	2200		2230	2245	2300		2315	2345
Clapham Junction (CLJ)  d			2052u				2152u				2252u	2307u		2323u	2352u
Woking (WOK) d		2055	2113	2125		2155	2213	2225		2255	2313	2327		2344	0014
Worplesdon (WPL) d			2118				2218				2318				0019
Guildford (GLD) a		2102	2123	2132		2202	2223	2232		2303	2323	2334		2351	0024
Guildford (GLD) d		2103	2125	2133		2203	2225	2233		2304	2325	2336		2353	0026
Farncombe (FNC) d			2131	2139			2231	2239		2310	2331			2359	0032
Godalming (GOD) d		2110	2134	2143		2210	2234	2243		2313	2334	2343		0002	0035
Milford (Surrey) (MLF) d			2138				2238				2338				0039s
Witley (WTY) d			2142				2242				2342				0043s
Haslemere (HSL)  a	←	2120	2149	2153	←	2220	2249	2253	←	2323	2349	2353	←	0012	0050
Haslemere (HSL)  d	2057	2121	2158	2154	2158	2221	2258	2254	2258	2324	2358	2354	2358	0013	0051
Liphook (LIP) d	2102		←		2203		←		2303		←		0003		0056s
Liss (LIS) d	2108				2209				2309				0009		0102s
Petersfield (PTR) d	2113	2132		2205	2215	2232		2305	2315	2335		0005	0015	0024	0107
Rowlands Castle (RLN) d	2123				2224				2324				0024		0117s
Havant (HAV) a	2128	2145		2218	2231	2245		2318	2329	2348		0018	0029	0036	0122
Bedhampton (BDH) a	2131				2234				2334				0033		0125s
Hilsea (HLS) a	2136				2240				2340				0038		0130s
Fratton (FTN) a	2140	2154		2227	2244	2254		2327	2345	2357		0027	0042	0045	0134s
Portsmouth & Southsea (PMS) a	2148	2157		2230	2249	2257		2330	2349	0001		0030	0046	0049	0138
Portsmouth Harbour (PMH)  a		2202		2236	2253	2302		2336	2353	0005		0035		0054	

NOTES (see introductory pages for explanation of train operator codes and standard symbols)

- a Arrival time
- d Departure time
- s Stops to set down only
- u Stops to pick up only

London to Haslemere, Havant and Portsmouth

Sundays

Operator 1st Class/Reservations/Bus	SW □	SW □	SW □	SW □	SW □	SW □	SW □	SW □	SW □	SW □	SW □	SW □	SW □	SW □	SW □	SW □	SW □	SW □	
London Waterloo (WAT) d		0800	0830	0900	0930	1000	1030	1100	1130	1200	1230	1300	1330	1400	1430	1500	1530	1600	
Clapham Junction (CLJ) d		0809u	0837u	0909u	0939u	1009u	1039u	1109u	1139u	1209u	1239u	1309u	1339u	1409u	1439u	1509u	1539u	1609u	
Woking (WOK)	d	0732	0833	0857	0933	1002	1033	1102	1133	1202	1233	1302	1333	1402	1432	1502	1532	1602	1632
Worplesdon (WPL)	d																		
Guildford (GLD)	a	0740	0840	0904	0940	1010	1040	1110	1140	1210	1240	1310	1340	1410	1440	1510	1540	1610	1640
Guildford (GLD)	d	0742	0842	0905	0942	1012	1042	1112	1142	1212	1242	1312	1343	1412	1442	1512	1542	1612	1642
Farncombe (FNC)	d	0748	0848		0948		1048		1148		1248		1349		1448		1548		1648
Godalming (GOD)	d	0751	0851	0912	0951	1018	1051	1118	1151	1218	1251	1318	1352	1418	1451	1518	1551	1618	1651
Milford (Surrey) (MLF)	d	0755	0855		0955		1055		1155		1255		1356		1455		1555		1655
Witley (WTY)	d	0759	0859		0959		1059		1159		1259		1400		1459		1559		1659
Haslemere (HSL)	a	0806	0906	0922	1006	1029	1106	1129	1206	1229	1306	1329	1407	1429	1506	1529	1606	1629	1706
Haslemere (HSL) d	d	0807	0907	0923	1007	1030	1107	1130	1207	1230	1307	1330	1408	1430	1507	1530	1607	1630	1707
Liphook (LIP)	d	0812	0912		1012		1112		1212		1312		1413		1512		1612		1712
Liss (LIS)	d	0818	0918		1018		1118		1218		1318		1419		1518		1618		1718
Petersfield (PTR)	d	0823	0923	0934	1023	1041	1123	1141	1223	1241	1323	1341	1424	1441	1523	1541	1623	1641	1723
Rowlands Castle (RLN)	d	0833	0933		1033		1133		1233		1333		1434		1533		1633		1733
Havant (HAV)	a	0838	0940	0947	1040	1053	1140	1153	1240	1253	1340	1353	1440	1453	1540	1553	1640	1654	1740
Bedhampton (BDH)	a	0841	0943		1043		1143		1243		1343		1443		1543		1643		1743
Hilsea (HLS)	a																		
Fratton (FTN)	a	0849	0951	0956	1051	1102	1151	1202	1251	1303	1350	1403	1451	1502	1551	1602	1651	1703	1751
Portsmouth & Southsea (PMS)	a	0853	0955	1000	1055	1106	1155	1207	1256	1307	1354	1407	1455	1507	1555	1608	1655	1707	1755
Portsmouth Harbour (PMH)	a	0857	1000	1004	1100	1111	1200	1211	1300	1311	1359	1411	1500	1511	1600	1612	1700	1711	1800

Operator 1st Class/Reservations/Bus	SW □	SW □	SW □	SW □	SW □	SW □	SW □	SW □	SW □	SW □	SW □	SW □	SW □	SW □	SW □	SW □	SW □
London Waterloo (WAT) d	1630	1700	1730	1800	1830	1900	1930	2000	2030	2100	2130	2200	2230	2300	2330		
Clapham Junction (CLJ) d	1639u	1709u	1739u	1809u	1839u	1909u	1939u	2009u	2039u	2109u	2139u	2209u	2239u	2309u	2339u		
Woking (WOK)	d	1702	1732	1802	1832	1902	1932	2002	2032	2102	2132	2202	2232	2302	2332	0002	
Worplesdon (WPL)	d																
Guildford (GLD)	a	1710	1740	1810	1840	1910	1940	2010	2040	2110	2140	2210	2240	2310	2340	0010	
Guildford (GLD)	d	1712	1743	1812	1842	1912	1942	2012	2042	2112	2142	2212	2242	2312	2342	0012	
Farncombe (FNC)	d		1750		1848		1948		2048		2148		2248		2348		
Godalming (GOD)	d	1718	1753	1818	1851	1918	1951	2018	2051	2118	2151	2218	2251	2318	2351	0018	
Milford (Surrey) (MLF)	d		1757		1855		1955		2055		2155		2255		2355		
Witley (WTY)	d		1801		1859		1959		2059		2159		2259		2359		
Haslemere (HSL)	a	1729	1808	1829	1906	1929	2006	2029	2106	2129	2206	2229	2306	2329	0006	0029	
Haslemere (HSL) d	d	1730	1809	1830	1907	1930	2007	2030	2107	2130	2207	2230	2307	2330	0007	0029	
Liphook (LIP)	d		1814		1912		2012		2112		2212		2312		0012		
Liss (LIS)	d		1820		1918		2018		2118		2218		2318		0018		
Petersfield (PTR)	d	1741	1825	1841	1923	1941	2023	2041	2123	2141	2223	2241	2323	2341	0023	0040	
Rowlands Castle (RLN)	d		1835		1933		2033		2133		2233		2333		0033		
Havant (HAV)	a	1753	1840	1853	1940	1953	2040	2053	2140	2153	2240	2253	2342	2353	0038	0053	
Bedhampton (BDH)	a		1843		1943		2043		2143		2243		2345		0041		
Hilsea (HLS)	a																
Fratton (FTN)	a	1802	1851	1902	1951	2002	2051	2102	2151	2203	2251	2302	2353	0002	0049	0102	
Portsmouth & Southsea (PMS)	a	1807	1855	1906	1955	2007	2055	2107	2155	2207	2256	2307	2357	0006	0053	0105	
Portsmouth Harbour (PMH)	a	1811	1900	1911	2000	2011	2100	2113	2200	2211	2300	2311	0001	0010	0058	0109	

NOTES (see introductory pages for explanation of train operator codes and standard symbols)

- a Arrival time
- d Departure time
- u Stops to pick up only

Portsmouth, Havant and Haslemere to London

Mondays to Fridays

Operator	SW	SW	SW	SW	SW	SW	SW	SW	SW	SW	SW	SW	SW	SW	SW	SW	SW	SW
Days of operation/Notes	□	□	□	□	□	□	□	□	□	□	□	□	□	□	□	□	□	□
1st Class/Reservations/Bus	□	□	□	□	□	□	□	□	□	□	□	□	□	□	□	□	□	□
Portsmouth Harbour (PMH)	d 0425	0512	0523	0545		0610			0642			0713		0731	0745		0802	0815
Portsmouth & Southsea (PMS)	d 0430	0517	0528	0550		0615			0647		0658	0718		0736	0750		0807	0820
Fratton (FTN)	d 0434	0521	0532	0554		0619			0651		0703	0722		0740	0754		0811	0824
Hilsea (HLS)	d 0438		0536					0634			0707			0744			0815	
Bedhampton (BDH)	d 0443		0541		0615			0639			0712			0749			0820	
Havant (HAV)	d 0446	0530	0544	0604	0619	0630		0643	0700	0710	0716	0732		0752	0804		0823	0834
Rowlands Castle (RLN)	d 0451		0549		0624			0648			0721			0757			0828	
Petersfield (PTR)	d 0503	0544	0604c	0618	0635	0644		0659	0715	0725	0734	0747		0809	0819		0840	0848
Liss (LIS)	d 0508		0609	0623	0640			0705	0720		0739			0815			0845	
Liphook (LIP)	d 0514		0616	0630	0647			0712	0727		0746			0822			0851	
Haslemere (HSL)	4 a 0520	0556	0622	0636	0653	0657		0717	0733	0737	0752	0758		0828	0832		0857	0901
Haslemere (HSL)	4 d 0521	0557	0623	0637	0704	0658	0704	0719	0734	0738	0808	0800	0808	0838	0833	0838	0910	0902
Witley (WTY)	d 0527	0604		0643			0710			0745			0815			0845		
Milford (Surrey) (MLF)	d 0531	0609		0647			0715			0749			0819			0849		
Godalming (GOD)	d 0535	0613	0633	0651		0708	0719	0729	0745	0753		0811	0824		0844	0854		0912
Farncombe (FNC)	d 0538	0616	0636	0654			0722	0732		0756			0827			0857		
Guildford (GLD)	a 0548	0621	0641	0659		0714	0727	0737	0752	0801		0817	0832		0850	0902		0918
Guildford (GLD)	d 0550	0624	0643	0701		0715	0729	0739	0753	0803		0819	0834		0853	0904		0919
Worplesdon (WPL)	d 0555	0630		0707			0735			0809			0840			0910		
Woking (WOK)	a 0600	0635	0651	0712		0726	0741	0750		0813		0827	0845			0914		0927
Clapham Junction (CLJ)	10 a 0620	0658	0712	0732									0905					
London Waterloo (WAT)	15 a 0630	0709	0723	0743		0753	0809	0819	0830	0841		0855	0918		0930	0940		0955

Operator	SW	SW	SW	SW	SW	SW	SW	SW	SW	SW	SW	SW	SW	SW	SW	SW	SW	SW
1st Class/Reservations/Bus	□	□	□	□	□	□	□	□	□	□	□	□	□	□	□	□	□	□
Portsmouth Harbour (PMH)		0845	0903		0945	1003		1045	1103		1145	1203		1246	1303		1345	1403
Portsmouth & Southsea (PMS)	d 0850	0908		0950	1008		1050	1108		1150	1208		1251	1308		1351	1408	
Fratton (FTN)	d 0854	0912		0954	1012		1054	1112		1154	1212		1255	1312		1355	1412	
Hilsea (HLS)	d 0916				1016			1116			1216			1316			1416	
Bedhampton (BDH)	d 0921				1021			1121			1221			1321			1421	
Havant (HAV)	d 0904	0924		1004	1024		1104	1124		1204	1224		1304	1324		1404	1424	
Rowlands Castle (RLN)	d 0929				1029			1129			1229			1329			1429	
Petersfield (PTR)	d 0918	0940		1018	1040		1118	1140		1218	1240		1318	1340		1418	1440	
Liss (LIS)	d 0945				1045			1145			1245			1345			1445	
Liphook (LIP)	d 0952				1052			1152			1252			1352			1452	
Haslemere (HSL)	4 a 0930	0958		1029	1058		1129	1158		1229	1258		1330	1358		1429	1458	
Haslemere (HSL)	4 d 0910	0931	0959	1010	1031	1059	1110	1131	1159	1210	1231	1259	1310	1331	1359	1410	1431	1459
Witley (WTY)	d 0917			1017			1117			1217			1317			1417		
Milford (Surrey) (MLF)	d 0921			1021			1121			1221			1321			1421		
Godalming (GOD)	d 0925	0942	1010	1025	1042	1110	1125	1142	1210	1225	1242	1310	1325	1342	1410	1425	1442	1510
Farncombe (FNC)	d 0928		1013	1028		1113	1128		1213	1228		1313	1328		1413	1428		1513
Guildford (GLD)	a 0934	0948	1018	1033	1048	1118	1133	1148	1218	1233	1248	1318	1333	1348	1418	1433	1448	1518
Guildford (GLD)	d 0935	0951	1019	1034	1049	1119	1134	1149	1219	1236	1249	1319	1334	1349	1419	1434	1449	1519
Worplesdon (WPL)	d 0941			1040			1140			1242			1340			1440		
Woking (WOK)	a 0945	0959	1026	1045	1057	1126	1145	1156	1226	1246	1257	1326	1345	1356	1426	1445	1456	1526
Clapham Junction (CLJ)	10 a 1005			1105			1205			1306			1406			1505		
London Waterloo (WAT)	15 a 1016	1032	1052	1116	1124	1151	1217	1222	1251	1315	1323	1351	1415	1424	1457	1514	1522	1551









NOTES (see introductory pages for explanation of train operator codes and standard symbols)







- a Arrival time
- d Departure time
- c Arrives 4 minutes earlier

A From Fareham

Portsmouth, Havant and Haslemere to London

Mondays to Fridays

Operator Days of operation/Notes 1st Class/Reservations/Bus	SW □	SW □	SW □	SW □	SW □	SW □	SW □	SW □	SW □	SW □	SW □	SW □	SW □	SW □	SW □	SW □	SW □	SW □
Portsmouth Harbour (PMH)  d		1445	1515			1545	1615				1645	1715	1719	1745		1815		1845
Portsmouth & Southsea (PMS) d		1450	1520	1524		1550	1619	1624		1650	1719	1724	1750	1808	1820		1849	1908
Fratton (FTN) d		1454	1524	1528		1554	1624	1628		1654	1724	1728	1754	1812	1824		1854	1912
Hilsea (HLS) d				1532				1632				1732		1816				1916
Bedhampton (BDH) d				1537				1637				1737		1821				1921
Havant (HAV) d		1504	1533	1540	1552	1604	1634	1640	1700	1704	1734	1740	1804	1824	1835		1903	1924
Rowlands Castle (RLN) d				1545				1645				1745		1829				1929
Petersfield (PTR) d		1518	1547	1557	1607	1618	1648	1657	1714	1718	1748	1757	1818	1840	1849		1917	1940
Liss (LIS) d		1523		1602		1623		1702		1723		1802		1845				1945
Liphook (LIP) d		1529		1609		1629		1708		1729		1808		1852				1952
Haslemere (HSL)  a		1535	1559	1614	1619	1635	1700	1714	1725	1735	1800	1814	1830	1858	1901		1929	1958
Haslemere (HSL)  d	1510	1535	1600	1615	1625	1636	1701	1715	1731	1736	1801	1815	1831	1910	1902	1910	1930	2010
Witley (WTY) d	1517				1631	1643				1743			1837			1917		
Milford (Surrey) (MLF) d	1521		1608		1635	1647				1747			1841			1921		
Godalming (GOD) d	1525	1545	1612	1625	1640	1651	1712	1725	1742	1751	1812	1825	1846		1912	1925	1940	
Farncombe (FNC) d	1528		1615	1628	1643	1654		1728		1754		1828	1849		1928	1943		
Guildford (GLD) a	1533	1551	1620	1633	1648	1659	1718	1733	1748	1759	1820	1833	1854		1921	1933	1948	
Guildford (GLD) d	1534	1552	1621	1634	1649	1701	1719	1734	1749	1801	1822	1834	1855		1923	1934	1949	
Worplesdon (WPL) d	1540			1640		1707		1740		1807		1840			1940			
Woking (WOK) a	1545	1600	1629	1645	1657	1711	1726	1745	1757	1811	1833	1845	1904			1945	1956	
Clapham Junction (CLJ)  a	1605			1705		1733		1805		1832		1905			2005			
London Waterloo (WAT)  a	1614	1629	1701	1714	1729	1745	1754	1814	1824	1843	1859	1914	1929		2000	2014	2027	

Operator Days of operation/Notes 1st Class/Reservations/Bus	SW □	SW □	SW □	SW □	SW □	SW □	SW □	SW □	SW □	SW □
Portsmouth Harbour (PMH)  d	1915		1945		2019		2119	2219	2319	
Portsmouth & Southsea (PMS) d	1919		1950		2025 ^e		2124	2224	2324	
Fratton (FTN) d	1924		1954		2029		2128	2228	2328	
Hilsea (HLS) d					2033		2132	2232	2332	
Bedhampton (BDH) d					2038		2137	2238	2337	
Havant (HAV) d	1934		2004		2041		2140	2241	2340	
Rowlands Castle (RLN) d					2046		2145	2246	2345	
Petersfield (PTR) d	1948		2018		2057		2157	2257	2357	
Liss (LIS) d					2102		2202	2302	0002	
Liphook (LIP) d					2108		2208	2309	0008	
Haslemere (HSL)  a	2001		2030		2114		2214	2314	0014	
Haslemere (HSL)  d	2002	2010	2031	2100	2115	2200	2215	2315	0015	
Witley (WTY) d		2017			2121		2221	2321	0021	
Milford (Surrey) (MLF) d		2021			2125		2225	2325	0025	
Godalming (GOD) d	2012	2025	2042	2110	2129	2210	2229	2329	0029	
Farncombe (FNC) d		2028		2113	2132	2213	2232	2332	0032	
Guildford (GLD) a	2018	2033	2048	2118	2138	2218	2237	2337	0038	
Guildford (GLD) d	2019	2034	2049	2119	2140	2219	2239	2339		
Worplesdon (WPL) d		2040			2146		2245	2345		
Woking (WOK) a	2026	2046	2058	2126	2157	2227	2251	2351		
Clapham Junction (CLJ)  a	2107				2219		2311	0024		
London Waterloo (WAT)  a	2051	2119	2131	2151	2228	2253	2320	0034		

NOTES (see introductory pages for explanation of train operator codes and standard symbols)

- a Arrival time
- d Departure time
- e Arrives 3 minutes earlier

- A From Fareham
- B Also calls at Surbiton 0009 and Wimbledon 0017

Portsmouth, Havant and Haslemere to London

Saturdays

Operator	SW	SW	SW	SW	SW	SW	SW	SW	SW	SW	SW	SW	SW	SW	SW	SW	SW	
1st Class/Reservations/Bus	□	□	□	□	□	□	□	□	□	□	□	□	□	□	□	□	□	
Portsmouth Harbour (PMH)	d 0441	0515		0615		0645		0715		0745		0815		0845		0915	0945	
Portsmouth & Southsea (PMS)	d 0445	0520	0607	0620		0650	0707	0720		0750	0807	0820		0850	0907	0920	0950	
Fratton (FTN)	d 0449	0524	0611	0624		0654	0711	0724		0754	0811	0824		0854	0911	0924	0954	
Hilsea (HLS)	d 0453	0528	0615				0715				0815				0915			
Bedhampton (BDH)	d 0458	0533	0620				0720				0820				0920			
Havant (HAV)	d 0501	0536	0623	0634		0703	0723	0734		0803	0823	0834		0903	0923	0934	1003	
Rowlands Castle (RLN)	d 0506	0541	0628				0728				0828				0928			
Petersfield (PTR)	d 0518	0553	0639	0648		0717	0739	0748		0817	0839	0848		0917	0939	0948	1017	
Liss (LIS)	d 0524	0558	0644				0744				0844				0944			
Liphook (LIP)	d 0531	0604	0651				0751				0851				0951			
Haslemere (HSL)	a 0537	0610	0657	0700	←	0729	0757	0800	←	0829	0857	0900	←	0929	0957	1000	←	1029
Haslemere (HSL)	d 0539	0610	0710	0701	0710	0730	0810	0801	0810	0830	0910	0901	0910	0930	1010	1001	1010	1030
Witley (WTY)	d 0545	0617	→		0717		→		0817		→		0917		→		1017	
Milford (Surrey) (MLF)	d 0549	0621			0721				0821				0921				1021	
Godalming (GOD)	d 0554	0625		0712	0725	0740		0812	0825	0840		0912	0925	0940		1012	1025	1040
Farncombe (FNC)	d 0557	0628			0728	0743			0828	0843			0928	0943			1028	1043
Guildford (GLD)	a 0603	0633		0718	0733	0748		0818	0833	0848		0918	0933	0948		1018	1033	1048
Guildford (GLD)	d 0604	0634		0719	0734	0749		0819	0834	0849		0919	0934	0949		1019	1034	1049
Worplesdon (WPL)	d	0640			0740				0840				0940				1040	
Woking (WOK)	a 0612	0644			0745	0756		0826	0845	0856		0926	0945	0956		1026	1045	1056
Clapham Junction (CLJ)	a 0632	0704			0805				0905				1005				1105	
London Waterloo (WAT)	a 0641	0713		0804	0816	0822		0852	0914	0922		0952	1014	1022		1052	1114	1124















Operator	SW	SW	SW	SW	SW	SW	SW	SW	SW	SW	SW	SW	SW	SW	SW	SW	SW	
1st Class/Reservations/Bus	□	□	□	□	□	□	□	□	□	□	□	□	□	□	□	□	□	
Portsmouth Harbour (PMH)		1015		1045		1115		1145		1215		1245		1315		1345	1415	
Portsmouth & Southsea (PMS)	d 1007	1020		1050	1107	1120		1150	1207	1220		1250	1307	1320		1350	1407	1420
Fratton (FTN)	d 1011	1024		1054	1111	1124		1154	1211	1224		1254	1311	1324		1354	1411	1424
Hilsea (HLS)	d 1015				1115				1215				1315				1415	
Bedhampton (BDH)	d 1020				1120				1220				1320				1420	
Havant (HAV)	d 1023	1035		1103	1123	1134		1203	1223	1234		1303	1323	1334		1403	1423	1434
Rowlands Castle (RLN)	d 1028				1128				1228				1328				1428	
Petersfield (PTR)	d 1039	1049		1117	1139	1148		1217	1239	1248		1317	1339	1348		1417	1439	1448
Liss (LIS)	d 1044				1144				1244				1344				1444	
Liphook (LIP)	d 1051				1151				1251				1351				1451	
Haslemere (HSL)	a 1057	1100	←	1129	1157	1200	←	1229	1257	1300	←	1329	1357	1401	←	1429	1457	1500
Haslemere (HSL)	d 1110	1101	1110	1130	1210	1201	1210	1230	1310	1301	1310	1330	1410	1401	1410	1430	1510	1501
Witley (WTY)	d →		1117		→				→				→				→	
Milford (Surrey) (MLF)	d		1121						1321				1421					
Godalming (GOD)	d		1112	1125	1140		1212	1225	1240		1312	1325	1340		1412	1425	1440	1512
Farncombe (FNC)	d			1128	1143			1228	1243			1328	1343			1428	1443	
Guildford (GLD)	a		1118	1133	1148		1218	1233	1248		1318	1333	1348		1418	1433	1448	1518
Guildford (GLD)	d		1119	1134	1149		1219	1234	1249		1319	1334	1349		1419	1434	1449	1519
Worplesdon (WPL)	d			1140					1340				1440					
Woking (WOK)	a		1126	1145	1156		1226	1245	1256		1326	1345	1356		1426	1445	1456	1526
Clapham Junction (CLJ)	a			1205					1305				1405				1505	
London Waterloo (WAT)	a		1154	1217	1226		1255	1315	1328		1351	1414	1422		1452	1516	1522	1552










NOTES (see introductory pages for explanation of train operator codes and standard symbols)

- a Arrival time
- d Departure time

Portsmouth, Havant and Haslemere to London

Saturdays

Operator 1st Class/Reservations/Bus	SW	SW	SW	SW	SW	SW	SW	SW	SW	SW	SW	SW	SW	SW	SW	SW	SW	SW
Portsmouth Harbour (PMH)  d		1445		1515		1545		1615		1645		1715		1745		1815		1845
Portsmouth & Southsea (PMS) d		1450	1507	1520		1550	1607	1620		1650	1707	1720		1750	1807	1820		1850
Fratton (FTN) d		1454	1511	1524		1554	1611	1624		1654	1711	1724		1754	1811	1824		1854
Hilsea (HLS) d			1515				1615				1715				1815			
Bedhampton (BDH) d			1520				1620				1720				1820			
Havant (HAV) d		1503	1523	1534		1603	1623	1634		1703	1723	1734		1803	1823	1834		1903
Rowlands Castle (RLN) d			1528				1628				1728				1828			
Petersfield (PTR) d		1517	1539	1548		1617	1639	1648		1717	1739	1748		1817	1839	1848		1917
Liss (LIS) d			1544				1644				1744				1844			
Liphook (LIP) d			1551				1651				1751				1851			
Haslemere (HSL)  a 		1529	1557	1600		1629	1657	1700		1729	1757	1800		1829	1857	1900		1929
Haslemere (HSL)  d	1510	1530	1610	1601	1610	1630	1710	1701	1710	1730	1810	1801	1810	1830	1910	1901	1910	1930
Witley (WTY) d	1517				1617				1717				1817				1917	
Milford (Surrey) (MLF) d	1521				1621				1721				1821				1921	
Godalming (GOD) d	1525	1540		1612	1625	1640		1712	1725	1740		1812	1825	1840		1912	1925	1940
Farncombe (FNC) d	1528	1543		1628	1643			1728	1743				1828	1843		1928	1943	
Guildford (GLD) a	1533	1548		1618	1633	1648		1718	1733	1748		1818	1833	1848		1918	1933	1948
Guildford (GLD) d	1534	1549		1619	1634	1649		1719	1734	1749		1819	1834	1849		1919	1934	1949
Worplesdon (WPL) d	1540			1640				1740				1840			1940			
Woking (WOK) a	1545	1557		1626	1645	1656		1726	1745	1756		1826	1845	1856		1926	1945	1956
Clapham Junction (CLJ)  a	1605			1705				1805				1905			2005			
London Waterloo (WAT)  a	1614	1623		1652	1714	1722		1752	1814	1822		1852	1916	1922		1952	2014	2022






Operator Days of operation/Notes 1st Class/Reservations/Bus	SW	SW	SW	SW	SW	SW	SW	SW	SW	SW	SW	SW	SW	SW	SW	SW	SW	SW	SW
Portsmouth Harbour (PMH)  d		1915		1945		2015		2045	2119	2219	2319								
Portsmouth & Southsea (PMS) d	1907	1920		1950	2007	2020		2050	2124	2224	2324								
Fratton (FTN) d	1911	1924		1954	2011	2024		2054	2128	2228	2328								
Hilsea (HLS) d	1915				2015				2132	2232	2332								
Bedhampton (BDH) d	1920				2020				2137	2238	2337								
Havant (HAV) d	1923	1934		2003	2023	2034		2103	2140	2240	2340								
Rowlands Castle (RLN) d	1928				2028				2145	2246	2345								
Petersfield (PTR) d	1939	1948		2017	2039	2048		2117	2156	2257	2357								
Liss (LIS) d	1944				2044				2201	2303	0002								
Liphook (LIP) d	1951				2051				2208	2309	0008								
Haslemere (HSL)  a	1957	2000		2029	2057	2100		2129	2213	2314	0014								
Haslemere (HSL)  d	2010	2001	2010	2030	2110	2101	2110	2130	2214	2315	0015								
Witley (WTY) d			2017				2117		2220	2321	0021								
Milford (Surrey) (MLF) d			2021				2121		2224	2325	0025								
Godalming (GOD) d		2012	2025	2040		2112	2125	2140	2228	2329	0029								
Farncombe (FNC) d			2028	2043			2128	2143	2231	2332	0032								
Guildford (GLD) a		2018	2033	2048		2118	2133	2148	2236	2338	0037								
Guildford (GLD) d		2019	2034	2049		2119	2134	2149	2237	2340									
Worplesdon (WPL) d			2040				2140		2243	2346									
Woking (WOK) a		2026	2045	2056		2126	2145	2158	2247	2351									
Clapham Junction (CLJ)  a			2105				2205		2307	0021									
London Waterloo (WAT)  a		2053	2116	2122		2152	2216	2225	2316	0030									






NOTES (see introductory pages for explanation of train operator codes and standard symbols)

- a Arrival time
- d Departure time
- A Also calls at Surbiton 0008 and Wimbledon 0015

Portsmouth, Havant and Haslemere to London

Sundays

Operator 1st Class/Reservations/Bus	SW □	SW □	SW □	SW □	SW □	SW □	SW □	SW □	SW □	SW □	SW □	SW □	SW □	SW □	SW □	SW □	SW □	SW □	
Portsmouth Harbour (PMH) 	d	0643	0732	0743	0832	0848	0932	0948	1032	1048	1132	1148	1232	1248	1332	1348	1432	1448	1532
Portsmouth & Southsea (PMS)	d	0648	0737	0747	0837	0852	0937	0952	1037	1052	1137	1152	1237	1252	1337	1352	1437	1452	1537
Fratton (FTN)	d	0652	0743c	0751	0841	0856	0941	0956	1041	1056	1141	1156	1241	1256	1341	1356	1441	1456	1541
Hilsea (HLS)	d																		
Bedhampton (BDH)	d	0659		0758		0904		1004		1104		1204		1304		1404		1504	
Havant (HAV)	d	0702	0751	0801	0850	0907	0950	1007	1050	1107	1150	1207	1250	1307	1350	1407	1450	1507	1550
Rowlands Castle (RLN)	d	0707		0807		0912		1012		1112		1212		1312		1412		1512	
Petersfield (PTR)	d	0719	0805	0819	0904	0924	1004	1024	1104	1124	1204	1224	1304	1324	1404	1424	1504	1524	1604
Liss (LIS)	d	0724		0824		0929		1029		1129		1229		1329		1429		1529	
Liphook (LIP)	d	0730		0830		0935		1035		1135		1235		1335		1435		1535	
Haslemere (HSL) 	a	0738	0817	0838	0915	0941	1016	1041	1115	1141	1215	1241	1316	1341	1415	1441	1515	1541	1615
Haslemere (HSL) 	d	0739	0817	0839	0917	0942	1017	1042	1117	1142	1217	1242	1317	1342	1417	1442	1517	1542	1617
Witley (WTY)	d	0745		0845		0948		1048		1148		1248		1348		1448		1548	
Milford (Surrey) (MLF)	d	0749		0849		0952		1052		1152		1252		1352		1452		1552	
Godalming (GOD)	d	0753	0827	0853	0927	0956	1027	1056	1127	1156	1227	1256	1327	1356	1427	1456	1527	1556	1627
Farncombe (FNC)	d	0756		0856		0959		1059		1159		1259		1359		1459		1559	
Guildford (GLD)	a	0801	0833	0901	0933	1004	1034	1104	1133	1204	1233	1304	1333	1404	1433	1504	1533	1604	1633
Guildford (GLD)	d	0802	0835	0902	0935	1005	1035	1105	1135	1205	1235	1305	1335	1405	1435	1505	1535	1605	1635
Worplesdon (WPL)	d																		
Woking (WOK)	a	0813	0842	0915	0942	1015	1042	1114	1142	1214	1242	1313	1342	1413	1442	1513	1544	1613	1642
Clapham Junction (CLJ) 	a	0838	0908	0940	1005	1037	1106	1135	1204	1234	1304	1334	1404	1434	1503	1534	1604	1634	1704
London Waterloo (WAT) 	a	0851	0923	0953	1019	1050	1122	1150	1217	1244	1314	1344	1414	1444	1513	1544	1614	1644	1714

Operator 1st Class/Reservations/Bus	SW □	SW □	SW □	SW □	SW □	SW □	SW □	SW □	SW □	SW □	SW □	SW □	SW □	SW □	SW □	SW □	SW □	SW □	
Portsmouth Harbour (PMH) 	d	1548	1632	1648	1732	1748	1832	1848	1932	1948	2032	2048	2132	2148	2232	2248			
Portsmouth & Southsea (PMS)	d	1552	1637	1652	1737	1752	1837	1852	1937	1952	2037	2052	2137	2152	2237	2252			
Fratton (FTN)	d	1556	1641	1656	1741	1756	1841	1856	1941	1956	2041	2056	2141	2156	2241	2256			
Hilsea (HLS)	d																		
Bedhampton (BDH)	d	1604		1704		1804		1904		2004		2104		2204		2304			
Havant (HAV)	d	1607	1650	1707	1750	1807	1850	1907	1950	2007	2050	2107	2150	2207	2250	2307			
Rowlands Castle (RLN)	d	1612		1712		1812		1912		2012		2112		2212		2312			
Petersfield (PTR)	d	1624	1704	1724	1804	1824	1904	1924	2004	2024	2104	2124	2204	2224	2304	2324			
Liss (LIS)	d	1629		1729		1829		1929		2029		2129		2229		2329			
Liphook (LIP)	d	1635		1735		1835		1935		2035		2135		2235		2335			
Haslemere (HSL) 	a	1641	1715	1741	1815	1841	1915	1941	2015	2041	2115	2141	2215	2241	2315	2341			
Haslemere (HSL) 	d	1642	1717	1742	1817	1842	1917	1942	2017	2042	2117	2142	2217	2242	2317	2342			
Witley (WTY)	d	1648		1748		1848		1948		2048		2148		2248		2348			
Milford (Surrey) (MLF)	d	1652		1752		1852		1952		2052		2152		2252		2352			
Godalming (GOD)	d	1656	1727	1756	1827	1856	1927	1956	2027	2056	2127	2156	2227	2256	2327	2356			
Farncombe (FNC)	d	1659		1759		1859		1959		2059		2159		2259		2359			
Guildford (GLD)	a	1704	1733	1804	1833	1904	1933	2004	2033	2104	2133	2204	2233	2304	2333	0004			
Guildford (GLD)	d	1705	1735	1805	1835	1905	1935	2005	2035	2106	2135	2205	2235	2305	2335	0008			
Worplesdon (WPL)	d																		
Woking (WOK)	a	1713	1742	1813	1844	1913	1942	2013	2042	2114	2142	2213	2242	2314	2342	0017			
Clapham Junction (CLJ) 	a	1734	1804	1834	1904	1934	2004	2034	2104	2134	2204	2234	2304	2334	0006				
London Waterloo (WAT) 	a	1744	1814	1844	1914	1944	2014	2044	2114	2144	2215	2244	2314	2344	0015				

NOTES (see introductory pages for explanation of train operator codes and standard symbols)

- a Arrival time
- d Departure time
- c Arrives 3 minutes earlier