

















London to Kettering, Corby, Leicester, Nottingham, Derby, Chesterfield and Sheffield

Mondays to Fridays

Operator 1st Class/Reservations/Bus Catering facilities	EM 1◇	EM	EM 1◇	EM 1◇	EM	EM 1◇	EM ◇	EM 1◇	EM 1◇	EM ◇	EM 1◇	EM 1◇	EM ◇	EM 1◇	EM 1◇	EM ◇	EM 1◇	EM 1◇
St Pancras International (STP)  d				0527			0545	0559	0605	0617				0635		0647	0702	0705
Luton Airport Parkway (LTN)  d							0607			0643						0709		
Luton (LUT)  d							0610			0646						0712		
Bedford (BDM)  d							0626		0639	0701			0711		0728			
Wellingborough (WEL) d							0637	0642		0713					0739			0751
Kettering (KET) a							0644		0653	0721			0726		0747			0757
Kettering (KET) d			0606				0646		0654	0722			0727			0748		0758
Corby (COR) d							0654a			0730a						0756a		
Oakham (OKM) a																		
Melton Mowbray (MMO) a																		
Market Harborough (MHR) d			0618						0704					0737				0808
Leicester (LEI) a			0632	0636		←		0705	0718					0749			0808	0822
Leicester (LEI) d	0548	0632	0641	0637	0638	0641		0706	0719		0742	0743	0750				0809	0825
Syston (SYS) d		0640	→		0647						0749							
Sileby (SIL) d		0645			0652						0754				←			
Barrow Upon Soar (BWS) d		0649			0658						0758				0758			
Loughborough (LBO) d	0600	0654a		0647	0704	0653			0729		→	0753		0804				0835
East Midlands Parkway (EMD)  d	0607			0654	0713	0700			0737			0800		0813				0842
Attenborough (ATB) d					0721										0819			
Beeston (BEE) d					0725	0707			0743						0823			0849
Nottingham (NOT)  a					0732	0713			0750					0821	0830			0859
Newark Castle (NCT) a					0803										0903			
Lincoln (LCN) a					0836										0932			
Grimsby Town (GMB) a															1027			
Long Eaton (LGE) d	0613			0659									0805					
Derby (DBY)  a	0622			0708					0729				0814					0830
Chesterfield (CHD) a	0642			0727					0747				0832					0851
Sheffield (SHF)  a	0708			0743					0802				0845					0907

Operator 1st Class/Reservations/Bus Catering facilities	EM ◇	EM 1◇	EM	EM 1◇	EM	EM ◇	EM 1◇	EM 1◇	EM ◇	EM 1◇	EM	EM 1◇	EM	EM ◇	EM 1◇	EM 1◇	EM ◇
St Pancras International (STP)  d	0718	0730		0735		0749	0803	0806	0818	0832		0835		0847	0902	0905	0915
Luton Airport Parkway (LTN)  d	0742					0811			0841					0912			0937
Luton (LUT)  d	0745					0814			0845					0915			0940
Bedford (BDM)  d	0800					0830			0901					0930			0956
Wellingborough (WEL) d	0811					0841			0912					0941			1007
Kettering (KET) a	0819			0825		0848		0854	0920			0925		0950		0955	1015
Kettering (KET) d	0820			0826		0849		0856	0921			0926		0951		0956	1016
Corby (COR) d	0828a					0857a			0929a					0959a			1024a
Oakham (OKM) a																	
Melton Mowbray (MMO) a																	
Market Harborough (MHR) d				0836				0906				0936					1006
Leicester (LEI) a		0839		0848			0908	0919		0939		0948			1009	1020	
Leicester (LEI) d		0840	0842	0849			0909	0920		0940	0944	0950			1010	1021	
Syston (SYS) d			0849								0952						
Sileby (SIL) d			0854		←						0958		←				
Barrow Upon Soar (BWS) d			0858		0858						1003		1003				
Loughborough (LBO) d		0850	→		0904			0930		0950	→		1008			1031	
East Midlands Parkway (EMD)  d		0857			0913			0938		0958			1017			1039	
Attenborough (ATB) d					0918								1024				
Beeston (BEE) d					0922			0946					1028			1045	
Nottingham (NOT)  a				0911	0928			0953				1011	1033		1051		
Newark Castle (NCT) a					0957								1057				
Lincoln (LCN) a					1026								1129				
Grimsby Town (GMB) a													1224				
Long Eaton (LGE) d		0902								1002							
Derby (DBY)  a		0911					0930			1011					1030		
Chesterfield (CHD) a		0929					0948			1029					1049		
Sheffield (SHF)  a		0942					1001			1042					1105		

For the complete service between London, Luton and Bedford see table 051

For the complete service between Attenborough and Nottingham see table 056

For the complete service between Nottingham, Lincoln and Grimsby see table 057

For the complete service between Derby, Chesterfield and Sheffield see table 053

NOTES (see introductory pages for explanation of train operator codes and standard symbols)

- a Arrival time
- d Departure time

London to Kettering, Corby, Leicester, Nottingham, Derby, Chesterfield and Sheffield

Mondays to Fridays

Operator 1st Class/Reservations/Bus Catering facilities	EM 1◇	EM	EM 1◇	EM	EM 1◇	EM 1◇	EM 1◇	EM ◇	EM 1◇	EM 1◇	EM 1◇	EM ◇	EM 1◇	EM 1◇	EM ◇	EM 1◇	
St Pancras International (STP) d	0932		0935		0945	1002	1005	1015	1032		1035		1045	1102	1105	1115	1132
Luton Airport Parkway (LTN) d					1007			1037					1107			1137	
Luton (LUT) d					1010			1040					1110			1140	
Bedford (BDM) d					1026			1056					1126			1156	
Wellingborough (WEL) d					1037			1107					1137			1207	
Kettering (KET) a			1021		1045		1053	1115			1121		1145		1153	1215	
Kettering (KET) d			1022		1046		1054	1117			1122		1146		1154	1216	
Corby (COR) d					1055a			1125a					1154a			1224a	
Oakham (OKM) a																	
Melton Mowbray (MMO) a																	
Market Harborough (MHR) d			1032				1104				1132				1204		
Leicester (LEI) a	1036		1046			1107	1117		1136		1146			1205	1217		1234
Leicester (LEI) d	1037	1043	1047			1108	1118		1137	1142	1147			1206	1218		1235
Syston (SYS) d		1050								1149							
Sileby (SIL) d		1055								1154							
Barrow Upon Soar (BWS) d		1059		1059						1158		1158					
Loughborough (LBO) d	1047			1105			1128		1147			1204			1228		1246
East Midlands Parkway (EMD) d	1054			1114			1135		1154			1212			1235		1253
Attenborough (ATB) d				1121								1220					
Beeston (BEE) d				1125			1142					1224			1242		
Nottingham (NOT) a			1107	1132			1150				1208	1232			1250		
Newark Castle (NCT) a				1157								1257					
Lincoln (LCN) a				1227								1330					
Grimsby Town (GMB) a												1425					
Long Eaton (LGE) d	1059								1159								1259
Derby (DBY) a	1108						1129			1208				1228			1308
Chesterfield (CHD) a	1126						1147			1228				1247			1327
Sheffield (SHF) a	1142						1201			1242				1300			1342















Operator 1st Class/Reservations/Bus Catering facilities	EM	EM 1◇	EM	EM ◇	EM 1◇	EM 1◇	EM ◇	EM 1◇	EM	EM 1◇	EM	EM ◇	EM 1◇	EM 1◇	EM ◇	EM 1◇	EM
St Pancras International (STP) d		1135		1145	1202	1205	1215	1232		1235		1245	1302	1305	1315	1332	
Luton Airport Parkway (LTN) d				1207			1237					1307			1337		
Luton (LUT) d				1210			1240					1310			1340		
Bedford (BDM) d				1226			1256					1326			1356		
Wellingborough (WEL) d				1237			1307					1337			1407		
Kettering (KET) a		1220		1245		1252	1316			1321		1345		1352	1416		
Kettering (KET) d		1221		1246		1253	1317			1322		1347		1353	1417		
Corby (COR) d				1254a			1325a					1356a			1425a		
Oakham (OKM) a																	
Melton Mowbray (MMO) a																	
Market Harborough (MHR) d		1231				1305			1332					1404			
Leicester (LEI) a		1245			1306	1317		1335		1346			1405	1417		1436	
Leicester (LEI) d	1243	1246			1308	1319		1338	1338	1347			1407	1418		1437	1438
Syston (SYS) d	1250								1348e								1446
Sileby (SIL) d	1255								1353								1451
Barrow Upon Soar (BWS) d	1259		1259						1357		1357						1456
Loughborough (LBO) d			1305			1329		1348			1403			1428		1447	
East Midlands Parkway (EMD) d			1314			1336		1355			1413			1435		1454	
Attenborough (ATB) d			1320								1419						
Beeston (BEE) d			1324			1343					1422			1442			
Nottingham (NOT) a		1307	1332			1350				1408	1432			1450			
Newark Castle (NCT) a			1356								1459						
Lincoln (LCN) a			1425								1530						
Grimsby Town (GMB) a											1626						
Long Eaton (LGE) d								1400									1459
Derby (DBY) a					1328			1409					1428				1508
Chesterfield (CHD) a					1347			1429					1446				1527
Sheffield (SHF) a					1405			1442					1505				1542

















NOTES (see introductory pages for explanation of train operator codes and standard symbols)

- a Arrival time
- d Departure time
- e Arrives 3 minutes earlier

London to Kettering, Corby, Leicester, Nottingham, Derby, Chesterfield and Sheffield

Mondays to Fridays

Operator 1st Class/Reservations/Bus Catering facilities	EM 1◇	EM	EM ◇	EM 1◇	EM 1◇	EM ◇	EM 1◇	EM	EM 1◇	EM	EM 1◇	EM ◇	EM 1◇	EM 1◇	EM ◇	EM 1◇	EM 1◇
St Pancras International (STP)    d	1335		1345	1402	1405	1415	1432		1435		1445	1502	1505	1515	1531		1535
Luton Airport Parkway (LTN)  d			1407			1437					1507			1537			
Luton (LUT)  d			1410			1440					1510			1540			
Bedford (BDM)  d			1426			1456					1526			1556			
Wellingborough (WEL) d			1437			1508					1537			1607			
Kettering (KET) a	1421		1445		1452	1515			1521		1545		1551	1614			1621
Kettering (KET) d	1422		1446		1453	1516			1522		1546		1552	1615			1622
Corby (COR) d			1454a			1524a					1554a			1623a			
Oakham (OKM) a																	
Melton Mowbray (MMO) a																	
Market Harborough (MHR) d	1432			1503				1532					1602				1632
Leicester (LEI) a	1446			1505	1516		1536	1546				1606	1615		1636		1646
Leicester (LEI) d	1447			1506	1517		1537	1547	1543	1547			1607	1617		1637	1643
Syston (SYS) d									1551								1650
Sileby (SIL) d									1557								1655
Barrow Upon Soar (BWS) d		1456							1602		1602						1659
Loughborough (LBO) d		1503			1528		1547				1607		1627		1647		
East Midlands Parkway (EMD)  d		1512			1535		1554				1617		1634		1654		
Attenborough (ATB) d		1519									1624						
Beeston (BEE) d		1523			1542						1628		1641				
Nottingham (NOT)  a	1507	1532			1550			1609	1635		1650						1709
Newark Castle (NCT) a		1555									1702						
Lincoln (LCN) a		1624									1732						
Grimsby Town (GMB) a											1826						
Long Eaton (LGE) d							1559									1659	
Derby (DBY)  a				1528			1609					1628				1708	
Chesterfield (CHD) a				1547			1628					1646				1728	
Sheffield (SHF)  a				1600			1642					1700				1743	

Operator Days of operation/Notes 1st Class/Reservations/Bus Catering facilities	EM	EM ◇	EM 1◇	EM 1◇	EM ◇	EM 1◇	EM A	EM 1◇	EM A	EM ◇	EM 1◇	EM 1◇	EM ◇	EM 1◇	EM 1◇	EM ◇	EM 1◇
St Pancras International (STP)    d		1545	1602	1605	1616	1632		1635		1647	1702	1705	1717	1732			1735
Luton Airport Parkway (LTN)  d		1608			1639					1709			1741				
Luton (LUT)  d		1611			1642					1712			1744				
Bedford (BDM)  d		1627			1658					1728			1800				
Wellingborough (WEL) d		1638			1709					1739			1811				
Kettering (KET) a		1646		1651	1717			1725		1746		1756	1819				1824
Kettering (KET) d		1647		1653	1718			1726		1748		1758	1820				1826
Corby (COR) d		1655a			1726a					1756a			1828a				
Oakham (OKM) a																	
Melton Mowbray (MMO) a																	
Market Harborough (MHR) d				1703				1737				1808					1836
Leicester (LEI) a			1706	1717		1739		1749			1809	1822		1840			1848
Leicester (LEI) d			1707	1719		1741	1743	1751			1811	1823		1841	1841	1850	
Syston (SYS) d							1750										1849
Sileby (SIL) d							1755									1854	
Barrow Upon Soar (BWS) d	1659						1759		1759							1858	
Loughborough (LBO) d	1705			1729		1751			1805		1834	1851					1904
East Midlands Parkway (EMD)  d	1714			1737		1758		1804	1816e		1842	1859				1903	1913
Attenborough (ATB) d	1720								1822								1920
Beeston (BEE) d	1724			1744					1825		1849						1925
Nottingham (NOT)  a	1732			1751				1821	1831		1855					1913	1932
Newark Castle (NCT) a	1801								1902								2003
Lincoln (LCN) a	1833								1931								2034
Grimsby Town (GMB) a									2026								
Long Eaton (LGE) d						1804									1903		
Derby (DBY)  a				1728		1813					1834			1912			
Chesterfield (CHD) a				1747		1836					1853			1931			
Sheffield (SHF)  a				1805		1854					1917			1948			

NOTES (see introductory pages for explanation of train operator codes and standard symbols)

- a Arrival time
- d Departure time
- e Arrives 3 minutes earlier
- A To Cleethorpes

London to Kettering, Corby, Leicester, Nottingham, Derby, Chesterfield and Sheffield

Mondays to Fridays

Operator Days of operation/Notes 1st Class/Reservations/Bus Catering facilities	EM	EM	EM	EM	EM	EM	EM	EM	EM	EM	EM	EM	EM	EM	EM	EM	EM
	◇	◻◇	◻◇	◇	◻◇	A	◻◇	◻◇	A	◇	◻◇	◻◇	◇	◻◇	◻◇	◇	◻◇
St Pancras International (STP)	d 1747	1802	1805	1817	1832			1835		1847	1902	1905	1915	1932		1935	
Luton Airport Parkway (LTN)	d 1812			1839						1909			1937				
Luton (LUT)	d 1815			1842						1912			1940				
Bedford (BDM)	d 1830			1859						1928			1956				
Wellingborough (WEL)	d 1842			1910						1939			2007				
Kettering (KET)	a 1850		1856	1918				1927		1947		1955	2015			2024	
Kettering (KET)	d 1851		1857	1919				1933	1938	1949		1956	2016			2026	
Corby (COR)	d 1859a			1927a					1947	1957a			2024a				
Oakham (OKM)	a								2006								
Melton Mowbray (MMO)	a								2017								
Market Harborough (MHR)	d		1907					1943				2006				2036	
Leicester (LEI)	a	1909	1920		1940			1955			2007	2019		2040		2048	
Leicester (LEI)	d	1910	1921		1941	1944	1957				2008	2020		2041	2042	2050	
Syston (SYS)	d					1951									2049		
Sileby (SIL)	d					1956									2054		←
Barrow Upon Soar (BWS)	d					2000									2058		→
Loughborough (LBO)	d		1931		1951	2006	2007		←			2031		2051	→		2058
East Midlands Parkway (EMD)	d		1938		1959	2015			→	2015		2038		2058		2104	
Attenborough (ATB)	d					→				2020							2121
Beeston (BEE)	d		1947							2024		2046					2125
Nottingham (NOT)	a		1956				2025			2030		2053				2114	2131
Newark Castle (NCT)	a									2059							2204
Lincoln (LCN)	a									2129							2234
Grimsby Town (GMB)	a									2224							
Long Eaton (LGE)	d				2003										2103		
Derby (DBY)	a	1931			2012							2031			2112		
Chesterfield (CHD)	a	1949			2031							2051			2131		
Sheffield (SHF)	a	2002			2049							2116			2145		

Operator Days of operation/Notes 1st Class/Reservations/Bus Catering facilities	EM	EM	EM	EM	EM	EM	EM	EM	EM	EM	EM	EM	EM	EM	EM	EM	EM
	◇	◻◇	◻◇	◇	B	◻◇	B	◻◇	◇	◻◇	◻◇	◇	◻◇	◻◇	◇	◇	
St Pancras International (STP)	d 1945	2002	2005	2015		2031		2034	2045	2102	2105	2115	2132	2135	2145	2215	
Luton Airport Parkway (LTN)	d 2007			2037					2107		2105	2137			2207	2238	
Luton (LUT)	d 2010			2040					2110		2105	2140			2210	2241	
Bedford (BDM)	d 2026			2056					2126		2105	2156			2226	2256	
Wellingborough (WEL)	d 2037			2107					2138		2105	2208			2237	2308	
Kettering (KET)	a 2047		2055	2115					2120	2146	2152	2215		2221	2245	2316	
Kettering (KET)	d 2048		2057	2116					2121	2147	2153	2216		2222	2247	2317	
Corby (COR)	d 2056a			2126a						2155a		2224a			2255a	2325a	
Oakham (OKM)	a																
Melton Mowbray (MMO)	a																
Market Harborough (MHR)	d		2107					2131			2203			2232			
Leicester (LEI)	a	2110	2122		2136			2145		2205	2215		2237	2245			
Leicester (LEI)	d	2111	2123		2130	2137		2146		2206	2218		2238	2246			2252
Syston (SYS)	d				2137												2300
Sileby (SIL)	d				2142		←										2305
Barrow Upon Soar (BWS)	d				2146		→	2146									
Loughborough (LBO)	d		2133		→	2147	2152				2228		2248				2310
East Midlands Parkway (EMD)	d		2141		→	2154	2207f				2235		2256	2300			2318
Attenborough (ATB)	d						2220										2323
Beeston (BEE)	d		2149				2224				2242						2328
Nottingham (NOT)	a		2155				2231	2207			2248			2310			2334
Newark Castle (NCT)	a																
Lincoln (LCN)	a																
Grimsby Town (GMB)	a																
Long Eaton (LGE)	d					2159								2300			
Derby (DBY)	a	2131				2210					2228			2309			
Chesterfield (CHD)	a	2150				2228					2246			2328			
Sheffield (SHF)	a	2204				2243					2301			2341			

NOTES (see introductory pages for explanation of train operator codes and standard symbols)

- a Arrival time
- d Departure time
- f Arrives 7 minutes earlier
- A To Cleethorpes
- B From Peterborough

London to Kettering, Corby, Leicester, Nottingham, Derby, Chesterfield and Sheffield

Mondays to Fridays

Operator 1st Class/Reservations/Bus Catering facilities	EM 1◇ T	EM 1◇ T	EM ◇	EM 1◇ T	EM 1◇ T	EM ◇
St Pancras International (STP) 15 d	2232	2235	2247	2305	2335	2354
Luton Airport Parkway (LTN) 7 d			2316	2346		0033
Luton (LUT) 10 d			2319			0036
Bedford (BDM) 7 d			2340			0102
Wellingborough (WEL) d			2354	0022		0113
Kettering (KET) a		2321	0001	0031	0055	0121
Kettering (KET) d		2322	0003	0037	0056	0122
Corby (COR) d			0011a			0130a
Oakham (OKM) a						
Melton Mowbray (MMO) a						
Market Harborough (MHR) d		2332				
Leicester (LEI) a	2336	2345		0125	0143	
Leicester (LEI) d	2337	2346		0130	0149	
System (SYS) d						
Sileby (SIL) d						
Barrow Upon Soar (BWS) d						
Loughborough (LBO) d	2347	2359c		0140	0159	
East Midlands Parkway (EMD) d	2354	0009e		0148	0207	
Attenborough (ATB) d						
Beeston (BEE) d		0019			0213	
Nottingham (NOT) 8 a		0025			0219	
Newark Castle (NCT) a						
Lincoln (LCN) a						
Grimsby Town (GMB) a						
Long Eaton (LGE) d	2359			0152		
Derby (DBY) 6 a	0008			0201		
Chesterfield (CHD) a	0026					
Sheffield (SHF) 7 a	0039					

NOTES (see introductory pages for explanation of train operator codes and standard symbols)

- a Arrival time
- d Departure time
- c Arrives 4 minutes earlier
- e Arrives 3 minutes earlier

London to Kettering, Corby, Leicester, Nottingham, Derby, Chesterfield and Sheffield

Saturdays

Operator 1st Class/Reservations/Bus Catering facilities	EM 1◇	EM	EM ◇	EM 1◇	EM 1◇	EM ◇	EM	EM 1◇	EM 1◇	EM ◇	EM 1◇	EM 1◇	EM ◇	EM	EM 1◇	EM 1◇	EM ◇	EM 1◇	
St Pancras International (STP) d						0530	0533		0600	0605	0608	0630	0633	0646		0702	0705	0715	0732
Luton Airport Parkway (LTN) d							0601				0630			0708				0737	
Luton (LUT) d							0604				0633			0711				0740	
Bedford (BDM) d							0619			0638	0649		0706	0727			0739	0756	
Wellingborough (WEL) d							0630		0642		0701			0738			0750	0808	
Kettering (KET) a							0638			0652	0709		0720	0746			0756	0815	
Kettering (KET) d			0555	0609			0639			0653	0710		0721	0748			0757	0816	
Corby (COR) d			0603a				0649a				0720a			0757a				0824a	
Oakham (OKM) a																			
Melton Mowbray (MMO) a																			
Market Harborough (MHR) d				0619						0704			0731				0807		
Leicester (LEI) a				0633	0638				0707	0718		0733	0744			0806	0820		0836
Leicester (LEI) d	0551	0631		0643	0639		0648	0708	0719		0734	0745		0753	0807	0821		0837	
Syston (SYS) d		0639					0655							0800					
Sileby (SIL) d		0645					0700							0805					
Barrow Upon Soar (BWS) d		0649					0704							0809					
Loughborough (LBO) d	0601	0654a		0654	0649		0710	0718	0729		0745	0755		0821f		0831		0847	
East Midlands Parkway (EMD) d	0608			0701	0657		0719	0725	0737		0753			0830		0839		0854	
Attenborough (ATB) d							0725							0836					
Beeston (BEE) d				0710			0729		0743					0839		0845			
Nottingham (NOT) a				0717			0735		0751			0811		0846		0853			
Newark Castle (NCT) a							0801							0913					
Lincoln (LCN) a							0831							0942					
Grimsby Town (GMB) a																			
Long Eaton (LGE) d	0613					0701						0757							0859
Derby (DBY) a	0622					0709		0735				0806			0827				0908
Chesterfield (CHD) a	0644					0728		0754				0828			0846				0930
Sheffield (SHF) a	0708					0743		0807				0844			0900				0945









Operator 1st Class/Reservations/Bus Catering facilities	EM 1◇	EM 1◇	EM ◇	EM 1◇	EM 1◇	EM ◇	EM 1◇	EM 1◇	EM ◇	EM 1◇	EM 1◇	EM ◇	EM 1◇	EM 1◇	EM ◇	EM 1◇	EM 1◇	EM ◇	
St Pancras International (STP) d		0735		0745	0802	0805	0815	0832		0835		0845	0902	0905	0915	0932		0935	
Luton Airport Parkway (LTN) d				0807			0837					0907			0937				
Luton (LUT) d				0810			0840					0910			0940				
Bedford (BDM) d				0826			0856					0926			0956				
Wellingborough (WEL) d				0838			0908					0938			1008				
Kettering (KET) a		0821		0845	0852	0915			0921			0945		0952	1016			1021	
Kettering (KET) d		0822		0846	0854	0916			0922			0946		0953	1016			1022	
Corby (COR) d				0854a			0924a					0954a			1024a				
Oakham (OKM) a																			
Melton Mowbray (MMO) a																			
Market Harborough (MHR) d		0832			0904				0932					1003					1032
Leicester (LEI) a		0845			0905	0916		0936		0945			1005	1016		1036			1045
Leicester (LEI) d	0843	0846			0906	0917		0937	0943	0946			1006	1018		1037	1043		1046
Syston (SYS) d	0850								0951										1050
Sileby (SIL) d	0855		←						0956		←								1055
Barrow Upon Soar (BWS) d	0859		0859						1000		1000								1059
Loughborough (LBO) d	→		0905			0927		0947	→			1005		1028		1047		→	
East Midlands Parkway (EMD) d			0916c			0935		0954				1014		1035		1054			
Attenborough (ATB) d			0923									1026							
Beeston (BEE) d			0927			0941						1030		1042					
Nottingham (NOT) a		0911	0934			0950			1009			1037		1049					1109
Newark Castle (NCT) a			0957									1101							
Lincoln (LCN) a			1027									1130							
Grimsby Town (GMB) a												1226							
Long Eaton (LGE) d								0959										1059	
Derby (DBY) a						0927		1008						1027				1108	
Chesterfield (CHD) a						0945		1028						1045				1129	
Sheffield (SHF) a						1000		1042						1058				1142	









NOTES (see introductory pages for explanation of train operator codes and standard symbols)

- a Arrival time
- d Departure time
- c Arrives 3 minutes earlier
- f Arrives 7 minutes earlier

London to Kettering, Corby, Leicester, Nottingham, Derby, Chesterfield and Sheffield

Saturdays

Operator 1st Class/Reservations/Bus Catering facilities	EM	EM ◇	EM 1◇ ꣳ	EM 1◇ ꣳ	EM ◇	EM 1◇ ꣳ	EM	EM 1◇ ꣳ	EM	EM 1◇ ꣳ	EM ◇	EM 1◇ ꣳ	EM 1◇ ꣳ	EM ◇	EM 1◇ ꣳ	EM 1◇ ꣳ	EM ◇	EM 1◇ ꣳ	EM ◇
St Pancras International (STP)  d		0945	1002	1005	1015	1032		1035		1045	1102	1105	1115	1132		1135		1145	
Luton Airport Parkway (LTN)  d		1007			1037			1035		1107			1137					1207	
Luton (LUT)  d		1010			1040					1110			1140					1210	
Bedford (BDM)  d		1026			1056					1126			1156					1226	
Wellingborough (WEL) d		1038			1108					1138			1208					1238	
Kettering (KET) a		1045		1052	1115			1121		1145		1152	1215			1221		1245	
Kettering (KET) d		1046		1054	1116			1122		1146		1153	1216			1222		1246	
Corby (COR) d		1054a			1124a					1154a			1224a					1254a	
Oakham (OKM) a																			
Melton Mowbray (MMO) a																			
Market Harborough (MHR) d				1104				1132				1203				1232			
Leicester (LEI) a			1105	1116		1136		1145			1206	1217		1236		1245			
Leicester (LEI) d			1106	1117		1137	1144	1147			1207	1218		1237	1243	1247			
Syston (SYS) d							1151								1250				
Sileby (SIL) d							1156								1255				
Barrow Upon Soar (BWS) d	1059						1200		1200						1259			1259	
Loughborough (LBO) d	1105			1127		1147			1206			1228		1247				1305	
East Midlands Parkway (EMD)  d		1113		1135		1154			1214			1236		1254				1313	
Attenborough (ATB) d		1120							1221									1320	
Beeston (BEE) d		1124		1141					1225			1243						1324	
Nottingham (NOT)  a		1136		1150				1211	1233			1251				1310		1336	
Newark Castle (NCT) a		1201							1300									1400	
Lincoln (LCN) a		1230							1332									1429	
Grimsby Town (GMB) a									1428										
Long Eaton (LGE) d						1159								1259					
Derby (DBY)  a			1127			1208					1227			1308					
Chesterfield (CHD) a			1145			1227					1246			1328					
Sheffield (SHF)  a			1158			1244					1259			1343					

Operator 1st Class/Reservations/Bus Catering facilities	EM 1◇ ꣳ	EM 1◇ ꣳ	EM ◇	EM 1◇ ꣳ	EM	EM 1◇ ꣳ	EM	EM ◇	EM 1◇ ꣳ	EM 1◇ ꣳ	EM ◇	EM 1◇ ꣳ	EM	EM 1◇ ꣳ	EM	EM ◇	EM 1◇ ꣳ	EM 1◇ ꣳ	EM 1◇ ꣳ
St Pancras International (STP)  d	1202	1205	1215	1232		1235		1245	1302	1305	1315	1332		1335		1345	1402	1405	
Luton Airport Parkway (LTN)  d			1237			1235		1307			1337					1407			
Luton (LUT)  d			1240					1310			1340					1410			
Bedford (BDM)  d			1256					1326			1356					1426			
Wellingborough (WEL) d			1308					1338			1408					1438			
Kettering (KET) a		1252	1315		1321			1345	1352	1415			1421		1445		1452		
Kettering (KET) d		1254	1316		1322			1346	1353	1416			1422		1446		1453		
Corby (COR) d			1324a					1354a		1424a					1454a				
Oakham (OKM) a																			
Melton Mowbray (MMO) a																			
Market Harborough (MHR) d		1304				1332				1403				1432				1503	
Leicester (LEI) a	1305	1317		1336		1345			1405	1416		1435		1445		1505	1516		
Leicester (LEI) d	1306	1318		1337	1343	1346			1406	1418		1436	1443	1447		1506	1518		
Syston (SYS) d				1350									1450						
Sileby (SIL) d				1355									1455						
Barrow Upon Soar (BWS) d				1359		1359							1459		1459				
Loughborough (LBO) d		1328		1347		1405			1428		1446		1505					1528	
East Midlands Parkway (EMD)  d		1335		1354		1413			1435		1454		1513					1535	
Attenborough (ATB) d						1420							1519						
Beeston (BEE) d		1342				1424			1442				1523					1542	
Nottingham (NOT)  a		1351			1409	1433			1450				1533		1551				
Newark Castle (NCT) a						1502							1602						
Lincoln (LCN) a						1532							1632						
Grimsby Town (GMB) a						1628													
Long Eaton (LGE) d				1401								1458							
Derby (DBY)  a	1327			1410					1427			1507					1527		
Chesterfield (CHD) a	1346			1428					1445			1526					1545		
Sheffield (SHF)  a	1400			1446					1500			1542					1600		

NOTES (see introductory pages for explanation of train operator codes and standard symbols)

- a Arrival time
- d Departure time

London to Kettering, Corby, Leicester, Nottingham, Derby, Chesterfield and Sheffield

Saturdays

Operator Days of operation/Notes 1st Class/Reservations/Bus Catering facilities	EM	EM	EM	EM	EM	EM	EM	EM	EM	EM	EM	EM	EM	EM	EM	EM	EM	EM		
	◇	1◇ ⌘		1◇ ⌘		◇	1◇ ⌘	1◇ ⌘	◇	1◇ ⌘		1◇ ⌘	A	1◇ ⌘	A	◇	1◇ ⌘	1◇ ⌘	◇	1◇ ⌘
St Pancras International (STP) 15 d	1415	1432		1435		1445	1502	1505	1515	1532		1535				1545	1602	1605	1615	1632
Luton Airport Parkway (LTN) 7 d	1437					1507			1537							1607			1637	
Luton (LUT) 10 d	1440					1510			1540							1610			1640	
Bedford (BDM) 7 d	1456					1526			1556							1626			1656	
Wellingborough (WEL) d	1508					1538			1608							1638			1708	
Kettering (KET) a	1515			1521		1545		1551	1615			1621				1645		1651	1715	
Kettering (KET) d	1516			1522		1546		1552	1616			1622				1646		1652	1716	
Corby (COR) d	1524a					1554a			1624a							1654a			1724a	
Oakham (OKM) a																				
Melton Mowbray (MMO) a																				
Market Harborough (MHR) d				1532				1602				1632						1704c		
Leicester (LEI) a		1536		1545			1605	1615		1635		1645				1705	1717		1735	
Leicester (LEI) d		1537	1543	1546			1606	1618		1636	1643	1646				1706	1718		1736	
System (SYS) d			1550								1650									
Sileby (SIL) d			1555		←						1655		←							
Barrow Upon Soar (BWS) d			1559		1559						1659		1659							
Loughborough (LBO) d		1548	→		1605			1628		1647	→		1705					1728	1746	
East Midlands Parkway (EMD) 4 d		1555			1614			1635		1655			1715					1737c	1753	
Attenborough (ATB) d					1622											1723				
Beeston (BEE) d					1626			1642								1727			1744	
Nottingham (NOT) 8 a				1610	1631			1650					1709		1734			1750		
Newark Castle (NCT) a					1701											1803				
Lincoln (LCN) a					1730											1832				
Grimsby Town (GMB) a					1827											1930				
Long Eaton (LGE) d		1602								1659										1759
Derby (DBY) 6 a		1611					1627			1708								1726		1808
Chesterfield (CHD) a		1629					1645			1729								1745		1828
Sheffield (SHF) 7 a		1643					1658			1744								1758		1843









Operator 1st Class/Reservations/Bus Catering facilities	EM	EM	EM	EM	EM	EM	EM	EM	EM	EM	EM	EM	EM	EM	EM	EM	EM	EM	EM	EM
		1◇ ⌘		◇	1◇ ⌘	1◇ ⌘	◇	1◇ ⌘		1◇ ⌘		1◇ ⌘		1◇ ⌘	1◇ ⌘	◇	1◇ ⌘	1◇ ⌘	◇	1◇ ⌘
St Pancras International (STP) 15 d		1635		1645	1702	1705	1715	1732		1735		1745	1802	1805	1815	1832			1835	
Luton Airport Parkway (LTN) 7 d				1707			1737					1807			1837					
Luton (LUT) 10 d				1710			1740					1810			1840					
Bedford (BDM) 7 d				1726			1756					1826			1856					
Wellingborough (WEL) d				1738			1808					1838			1908					
Kettering (KET) a		1721		1745		1751	1815			1821		1845		1851	1915					1921
Kettering (KET) d		1722		1746		1752	1816			1822		1846		1852	1916					1922
Corby (COR) d				1754a			1824a					1854a			1924a					
Oakham (OKM) a																				
Melton Mowbray (MMO) a																				
Market Harborough (MHR) d		1732				1803				1832				1903						1932
Leicester (LEI) a		1744			1805	1816		1835		1845			1905	1916		1935				1944
Leicester (LEI) d	1743	1745			1806	1818		1836	1842	1847			1906	1918		1936			1943	1946
System (SYS) d	1750								1850											1950
Sileby (SIL) d	1755		←						1855		←									1955
Barrow Upon Soar (BWS) d	1759		1759						1859		1859									1959
Loughborough (LBO) d	→		1805			1828		1846	→		1904			1928		1946				→
East Midlands Parkway (EMD) 4 d			1813			1835		1854			1913			1935		1954				
Attenborough (ATB) d			1820								1919									
Beeston (BEE) d			1824			1842					1923			1942						
Nottingham (NOT) 8 a		1807	1831			1852				1909	1930			1951						2009
Newark Castle (NCT) a			1901								1958									
Lincoln (LCN) a			1931								2022									
Grimsby Town (GMB) a																				
Long Eaton (LGE) d								1900												1959
Derby (DBY) 6 a					1827			1909					1927			2007				
Chesterfield (CHD) a					1845			1928					1946			2026				
Sheffield (SHF) 7 a					1900			1942					2000			2040				









NOTES (see introductory pages for explanation of train operator codes and standard symbols)

- a Arrival time
- d Departure time
- c Arrives 3 minutes earlier
- A To Cleethorpes

London to Kettering, Corby, Leicester, Nottingham, Derby, Chesterfield and Sheffield

Saturdays

Operator 1st Class/Reservations/Bus Catering facilities	EM	EM ◇	EM 1◇ ꣳ	EM 1◇ ꣳ	EM ◇	EM 1◇ ꣳ	EM	EM 1◇ ꣳ	EM	EM ◇	EM 1◇ ꣳ	EM 1◇ ꣳ	EM ◇	EM 1◇ ꣳ	EM	EM 1◇ ꣳ	EM ◇
St Pancras International (STP)  d		1845	1902	1905	1915	1932		1935		1945	2002	2005	2015	2032		2035	2045
Luton Airport Parkway (LTN)  d		1907			1937					2007			2037				2107
Luton (LUT)  d		1910			1940					2010			2040				2110
Bedford (BDM)  d		1926			1956					2026			2056				2126
Wellingborough (WEL) d		1938			2008					2038			2108				2138
Kettering (KET) a		1945		1952	2015			2021		2045		2052	2115		2121		2145
Kettering (KET) d		1946		1954	2016			2022		2046		2053	2116		2122		2146
Corby (COR) d		1954a			2024a					2054a			2124a				2154a
Oakham (OKM) a																	
Melton Mowbray (MMO) a																	
Market Harborough (MHR) d				2004				2032				2103				2132	
Leicester (LEI) a			2005	2017		2036		2046			2105	2116		2135		2145	
Leicester (LEI) d			2006	2018		2037	2043	2047			2106	2117		2136	2143	2146	
Syston (SYS) d							2050								2150		
Sileby (SIL) d							2055								2155		
Barrow Upon Soar (BWS) d	1959						2059		2059						2159		2159
Loughborough (LBO) d	2005			2028		2047				2105			2128		2146		2205
East Midlands Parkway (EMD)  d		2013		2035		2054		2100	2114				2136	2154			2214
Attenborough (ATB) d		2019								2120							2220
Beeston (BEE) d		2023		2042						2124			2142				2224
Nottingham (NOT)  a		2029		2048				2110	2130				2148			2207	2230
Newark Castle (NCT) a		2057								2205							
Lincoln (LCN) a		2127								2232							
Grimsby Town (GMB) a																	
Long Eaton (LGE) d						2059							2121			2200	
Derby (DBY)  a			2027			2108							2130			2211	
Chesterfield (CHD) a			2047			2127							2149			2230	
Sheffield (SHF)  a			2101			2141							2202			2243	

Operator 1st Class/Reservations/Bus Catering facilities	EM 1◇ ꣳ	EM 1◇ ꣳ	EM ◇	EM 1◇ ꣳ	EM 1◇ ꣳ	EM ◇	EM 1◇ ꣳ	EM	EM ◇	EM 1◇ ꣳ	EM ◇
St Pancras International (STP)  d	2102	2105	2115	2132	2135	2145	2215		2218	2232	2235
Luton Airport Parkway (LTN)  d			2137			2207			2240		
Luton (LUT)  d			2140			2210			2243		
Bedford (BDM)  d			2156			2228			2259		2316
Wellingborough (WEL) d			2208			2240			2310		2335a
Kettering (KET) a		2152	2215		2224	2247	2302		2319	2318	
Kettering (KET) d		2153	2216		2225	2248	2304			2319	
Corby (COR) d			2224a			2256a					
Oakham (OKM) a											
Melton Mowbray (MMO) a											
Market Harborough (MHR) d		2203			2235		2314			2329	
Leicester (LEI) a	2205	2217		2235	2248		2327			2342	
Leicester (LEI) d	2206	2218		2236	2249		2328	2333		2345	
Syston (SYS) d											
Sileby (SIL) d											
Barrow Upon Soar (BWS) d											
Loughborough (LBO) d		2228		2246	2259		2338	2344		2355	
East Midlands Parkway (EMD)  d		2235		2254	2306		2345	2352		0002	
Attenborough (ATB) d								2357			
Beeston (BEE) d		2242						0002		0013	
Nottingham (NOT)  a		2248			2316			0008		0018	
Newark Castle (NCT) a											
Lincoln (LCN) a											
Grimsby Town (GMB) a											
Long Eaton (LGE) d										0037	
Derby (DBY)  a	2227			2304			2355			0046	
Chesterfield (CHD) a	2245			2322							
Sheffield (SHF)  a	2258			2334							

NOTES (see introductory pages for explanation of train operator codes and standard symbols)

- a Arrival time
- d Departure time

London to Kettering, Corby, Leicester, Nottingham, Derby, Chesterfield and Sheffield

Sundays

Operator 1st Class/Reservations/Bus Catering facilities	EM 1◇ CP	EM ◇	EM ◇	EM 1◇ CP	EM 1◇ CP	EM ◇	EM 1◇ CP	EM 1◇ CP	EM ◇	EM 1◇ CP	EM ◇	EM 1◇ CP	EM 1◇ CP	EM ◇	EM 1◇ CP	EM ◇	EM 1◇ CP	EM ◇
St Pancras International (STP) 15 d				0900	0930		1000	1030		1100		1130	1202	1214	1234		1302	1314
Luton Airport Parkway (LTN) 7 d				0932	1002		1033	1103		1133		1204		1236	1257			1336
Luton (LUT) 10 d				0936			1037			1137				1239				1339
Bedford (BDM) 7 d				1000	1030		1100	1130		1200		1224		1255	1311			1355
Wellingborough (WEL) d				1012	1042		1112	1142		1212		1235		1306	1323			1407
Kettering (KET) a				1018	1048		1118	1148		1218		1241		1315	1329			1414
Kettering (KET) d		0945	1015	1019	1049	1100	1119	1149	1202	1219	1230	1242		1316	1330	1348		1416
Corby (COR) d		0953a	1023a			1108a			1210a		1238a			1324a		1356a		1424a
Oakham (OKM) a																		
Melton Mowbray (MMO) a																		
Market Harborough (MHR) d				1029	1059		1129	1159		1229		1252	1257		1340			1355
Leicester (LEI) a				1043	1113		1143	1216		1243		1306	1311		1354			1409
Leicester (LEI) d	1015			1044	1114		1144	1218		1244		1308	1313		1356			1411
Syston (SYS) d																		
Sileby (SIL) d																		
Barrow Upon Soar (BWS) d																		
Loughborough (LBO) d	1025			1054	1124		1154	1228		1254			1323		1406			1421
East Midlands Parkway (EMD) d	1032			1102	1132		1202	1235		1302			1330		1414			1428
Attenborough (ATB) d																		
Beeston (BEE) d				1108			1208			1308					1421			
Nottingham (NOT) a				1115			1214			1315		1329			1427			
Newark Castle (NCT) a																		
Lincoln (LCN) a																		
Grimsby Town (GMB) a																		
Long Eaton (LGE) d	1037				1136			1240					1335					1433
Derby (DBY) a	1048				1145			1250					1344					1442
Chesterfield (CHD) a	1111				1209			1310					1409					1510
Sheffield (SHF) a	1126				1224			1327					1428					1527

Operator 1st Class/Reservations/Bus Catering facilities	EM 1◇ CP	EM ◇	EM 1◇ CP	EM ◇	EM 1◇ CP	EM ◇	EM 1◇ CP	EM ◇	EM 1◇ CP	EM ◇	EM 1◇ CP	EM ◇	EM 1◇ CP	EM ◇	EM 1◇ CP	EM ◇	EM 1◇ CP	EM ◇
St Pancras International (STP) 15 d	1334		1402	1414	1434	1444	1502	1514	1532	1535	1544	1602	1605	1614	1632	1635	1644	1702
Luton Airport Parkway (LTN) 7 d	1357			1436		1506		1536			1606			1636			1706	
Luton (LUT) 10 d	1400			1439		1509		1539			1609			1639			1709	
Bedford (BDM) 7 d	1414			1455		1525		1555			1625			1655			1725	
Wellingborough (WEL) d	1426			1507		1537		1607			1637			1706			1737	
Kettering (KET) a	1432			1514	1520	1545		1615	1617	1623	1645		1650	1715		1721	1745	
Kettering (KET) d	1433	1446		1516	1521	1547		1617	1618	1624	1647		1651	1717		1722	1747	
Corby (COR) d		1454a		1524a		1555a		1625a			1655a			1725a			1755a	
Oakham (OKM) a																		
Melton Mowbray (MMO) a																		
Market Harborough (MHR) d	1443		1455		1531		1555			1634		1655	1701			1732		
Leicester (LEI) a	1500		1509		1545		1609		1640	1652		1708	1718		1737	1746		1805
Leicester (LEI) d	1502		1511		1547		1611		1642	1653		1709	1719		1738	1748		1806
Syston (SYS) d																		
Sileby (SIL) d																		
Barrow Upon Soar (BWS) d																		
Loughborough (LBO) d	1512		1521		1557		1621		1652	1703			1729		1748			
East Midlands Parkway (EMD) d	1519		1529		1605		1629		1659	1711		1723	1737		1755	1802		1820
Attenborough (ATB) d																		
Beeston (BEE) d	1527				1611					1717			1743			1808		
Nottingham (NOT) a	1534				1623					1723			1750			1815		
Newark Castle (NCT) a																		
Lincoln (LCN) a																		
Grimsby Town (GMB) a																		
Long Eaton (LGE) d			1533				1633		1704						1800			
Derby (DBY) a			1542				1642		1713				1733		1809			1830
Chesterfield (CHD) a			1609				1710		1733				1751		1831			1848
Sheffield (SHF) a			1627				1727		1749				1806		1846			1905

NOTES (see introductory pages for explanation of train operator codes and standard symbols)

- a Arrival time
- d Departure time

London to Kettering, Corby, Leicester, Nottingham, Derby, Chesterfield and Sheffield

Sundays

Operator 1st Class/Reservations/Bus Catering facilities	EM 1◇ CP	EM ◇	EM 1◇ CP	EM 1◇ CP	EM ◇	EM 1◇ CP	EM 1◇ CP	EM ◇	EM 1◇ CP	EM 1◇ CP	EM ◇	EM 1◇ CP	EM 1◇ CP	EM ◇	EM 1◇ CP	EM 1◇ CP	EM ◇	EM 1◇ CP
St Pancras International (STP) 15 d	1705	1714	1732	1735	1744	1802	1805	1814	1832	1835	1844	1902	1905	1914	1932	1935	1944	2002
Luton Airport Parkway (LTN) 7 d		1736			1806			1836			1906			1936			2006	
Luton (LUT) 10 d		1739			1809			1839			1909			1939			2009	
Bedford (BDM) 7 d		1755			1825			1855			1925			1955			2025	
Wellingborough (WEL)		1807			1836			1906			1936			2006			2037	
Kettering (KET)	a	1750	1815	1820	1845	1850	1915	1920	1945	1950	2015	2020	2045					
Kettering (KET)	d	1751	1817	1821	1847	1851	1917	1921	1947	1951	2017	2021						
Corby (COR)	d		1825a		1855a		1925a		1955a		2025a							
Oakham (OKM)	a																	
Melton Mowbray (MMO)	a																	
Market Harborough (MHR)	d	1801		1831		1901		1931		2001		2031		2046		2105		
Leicester (LEI)	a	1816	1837	1846	1906	1916	1937	1946	2005	2017	2037	2046	2105					
Leicester (LEI)	d	1819	1838	1849	1907	1918	1938	1947	2007	2019	2038	2048	2106					
Syston (SYS)	d																	
Sileby (SIL)	d																	
Barrow Upon Soar (BWS)	d																	
Loughborough (LBO)	d	1829	1848			1928	1948			2029	2048	2058	2116					
East Midlands Parkway (EMD) 4 d		1836	1855	1902	1920	1935	1955	2001	2020	2036	2055	2105	2124					
Attenborough (ATB)	d																	
Beeston (BEE)	d	1845				1944				2044								
Nottingham (NOT) 8 a		1850		1912	1950			2011		2050		2115						
Newark Castle (NCT)	a																	
Lincoln (LCN)	a																	
Grimsby Town (GMB)	a																	
Long Eaton (LGE)	d			1900				2000						2100				
Derby (DBY) 6 a				1909		1930		2009		2030		2109	2134					
Chesterfield (CHD)	a			1928		1950		2032		2049		2127	2153					
Sheffield (SHF) 7 a				1947		2005		2047		2106		2141	2208					

Operator 1st Class/Reservations/Bus Catering facilities	EM 1◇ CP	EM ◇	EM 1◇ CP	EM 1◇ CP	EM ◇	EM 1◇ CP	EM ◇	EM 1◇ CP	EM 1◇ CP	EM 1◇ CP	EM ◇	EM 1◇ CP	EM 1◇ CP
St Pancras International (STP) 15 d	2005	2014	2032	2035	2044	2102	2114		2135	2202	2212	2232	2300
Luton Airport Parkway (LTN) 7 d		2036			2106		2136		2157		2236	2254	2330
Luton (LUT) 10 d		2039			2109		2139				2239		
Bedford (BDM) 7 d		2055			2125		2155		2211		2255	2313	2359
Wellingborough (WEL)	d	2107			2137		2207		2223		2307	2326	0011
Kettering (KET)	a	2050	2115	2120	2145	2215	2229	2239	2315	2332	0017		
Kettering (KET)	d	2051	2117	2121		2217	2230		2316	2334	0018		
Corby (COR)	d		2125a			2225a			2324a				
Oakham (OKM)	a												
Melton Mowbray (MMO)	a												
Market Harborough (MHR)	d	2101		2131				2240	2256		2344	0028	
Leicester (LEI)	a	2116	2136	2146	2207			2254	2311		2358	0043	
Leicester (LEI)	d	2117	2138	2147	2208		2230	2256	2312		2359	0044	
Syston (SYS)	d												
Sileby (SIL)	d												
Barrow Upon Soar (BWS)	d												
Loughborough (LBO)	d	2127	2148		2218		2240	2306			0009	0054	
East Midlands Parkway (EMD) 4 d		2135	2155		2225		2247	2313	2325		0017	0101	
Attenborough (ATB)	d												
Beeston (BEE)	d	2141		2206				2320			0023		
Nottingham (NOT) 8 a		2147		2212				2326			0029		
Newark Castle (NCT)	a												
Lincoln (LCN)	a												
Grimsby Town (GMB)	a												
Long Eaton (LGE)	d			2200		2230			2330				
Derby (DBY) 6 a				2209		2239		2257	2350	2339		0111	
Chesterfield (CHD)	a			2227		2257			2357				
Sheffield (SHF) 7 a				2242		2314			0013				

NOTES (see introductory pages for explanation of train operator codes and standard symbols)

- a Arrival time
- d Departure time

Sheffield, Chesterfield, Derby, Nottingham, Leicester, Corby and Kettering to London

Mondays to Fridays

Operator Days of operation/Notes 1st Class/Reservations/Bus Catering facilities	EM	EM MX 1◇ ꣳ	EM MO 1◇ ꣳ	EM	EM	EM	EM	EM	EM	EM	EM	EM	EM	EM	EM	EM
Sheffield (SHF) 7 d						0458						0530			0556	
Chesterfield (CHD) d						0510						0543			0608	
Derby (DBY) 6 d		0413	0440		0447	0530						0602			0628	
Long Eaton (LGE) d			0448		0456	0538						0611			0636	
Grimsby Town (GMB) d																
Lincoln (LCN) d																
Newark Castle (NCT) d																
Nottingham (NOT) 8 d					0514			0531	0549					0612		0649
Beeston (BEE) d					0520									0618		
Attenborough (ATB) d																
East Midlands Parkway (EMD) ← d		0424	0453		0527	0543		0542		←	0615			0624	0641	0659
Loughborough (LBO) d		0431	0500		0534	0550		0551		→				0632	0648	
Barrow Upon Soar (BWS) d																
Sileby (SIL) d																
Syston (SYS) d																
Leicester (LEI) a		0441	0510		0544	0600					0609	0614	0629		0642	0658
Leicester (LEI) d		0447	0512		0547	0602					0610		0630		0643	0700
Market Harborough (MHR) d			0525		0600						0624				0657	
Melton Mowbray (MMO) d																
Oakham (OKM) d																
Corby (COR) d	0432			0537				0610						0638		0709
Kettering (KET) a	0440	0534	0534	0545	0609			0618			0633			0646	0706	0717
Kettering (KET) d	0440	0535	0535	0545	0611			0618			0636			0647	0707	0717
Wellingborough (WEL) d	0448			0553				0626						0655		0725
Bedford (BDM) 7 d	0507			0609				0640						0710		0740
Luton (LUT) 10 d	0529			0625				0656						0726		0756
Luton Airport Parkway (LTN) ← 7 d	0532	0613	0613	0628				0659						0729		0759
St Pancras International (STP) 15 a	0602	0636	0636	0651	0701	0709	0724			0735		0739	0754	0757	0808	0824
St Pancras International (STP) 15 a																

Operator 1st Class/Reservations/Bus Catering facilities	EM	EM 1◇ ꣳ	EM ◇	EM 1◇	EM 1◇ ꣳ	EM ◇	EM	EM 1◇	EM 1◇ ꣳ	EM ◇	EM 1◇ ꣳ	EM 1◇ ꣳ	EM 1◇ ꣳ	EM 1◇ ꣳ	EM 1◇ ꣳ	EM 1◇ ꣳ
Sheffield (SHF) 7 d		0630			0700							0734				0756
Chesterfield (CHD) d		0644			0713							0746				0810
Derby (DBY) 6 d		0705			0733							0806				0832
Long Eaton (LGE) d					0741											0840
Grimsby Town (GMB) d																
Lincoln (LCN) d				0614				0640								
Newark Castle (NCT) d				0642				0714								
Nottingham (NOT) 8 d				0712			0727	0749						0813	0824	
Beeston (BEE) d				0718			0733							0819	0831	
Attenborough (ATB) d							0737								0835	
East Midlands Parkway (EMD) ← d				0727c			0744	0759	←					0825	0842	0845
Loughborough (LBO) d	0659	0719			0750		0753		→	0753	0820				0852	0853
Barrow Upon Soar (BWS) d	0703									0759					0857	
Sileby (SIL) d	0708									0805						
Syston (SYS) d	0713									0810						
Leicester (LEI) a	0722	0731		0740	0800			0812	0819	0830				0839		0903
Leicester (LEI) d		0732		0743	0801			0814		0831				0842		0904
Market Harborough (MHR) d				0757				0827						0855		
Melton Mowbray (MMO) d														0815		
Oakham (OKM) d														0827		
Corby (COR) d			0739			0808						0839	0848			0910
Kettering (KET) a			0747	0806		0816		0836				0847	0857	0906		0918
Kettering (KET) d			0747	0808		0816		0837				0847	0912			0919
Wellingborough (WEL) d			0755			0825						0855				0927
Bedford (BDM) 7 d			0810			0839						0911				0941
Luton (LUT) 10 d			0825			0855						0926				0956
Luton Airport Parkway (LTN) ← 7 d			0828			0858						0929				0959
St Pancras International (STP) 15 a		0840	0851	0856	0909	0921		0926		0939	0953	1005			1009	1022

NOTES (see introductory pages for explanation of train operator codes and standard symbols)

- a Arrival time
- d Departure time
- c Arrives 3 minutes earlier

- MO Mondays only
- MX Not Mondays

Sheffield, Chesterfield, Derby, Nottingham, Leicester, Corby and Kettering to London

Mondays to Fridays

Operator 1st Class/Reservations/Bus Catering facilities	EM 1◇	EM	EM 1◇	EM ◇	EM 1◇	EM 1◇	EM ◇	EM	EM 1◇	EM 1◇	EM ◇	EM 1◇	EM 1◇	EM ◇	EM 1◇	EM 1◇	EM ◇
Sheffield (SHF) 7 d			0837			0900						0937				1000	
Chesterfield (CHD) d			0849			0913						0949				1013	
Derby (DBY) 6 d			0909			0932						1009				1032	
Long Eaton (LGE) d						0941										1041	
Grimsby Town (GMB) d									0741							0839	
Lincoln (LCN) d									0838							0935	
Newark Castle (NCT) d									0906							1003	
Nottingham (NOT) 8 d	0850				0912				0929	0950				1012	1027		
Beeston (BEE) d					0918				0935					1018	1033		
Attenborough (ATB) d									0939						1037		
East Midlands Parkway (EMD) ← d					0925	0945			0946					1025	1043	1046	
Loughborough (LBO) d					0932	0953			0954		0954			1032	1052	1053	
Barrow Upon Soar (BWS) d											1000				1057		
Sileby (SIL) d		0857									1004						
Syston (SYS) d		0901									1009						
Leicester (LEI) a	0910	0916	0929		0942	1003				1012	1018	1029		1042		1103	
Leicester (LEI) d	0912		0931		0943	1004				1013		1032		1043		1104	
Market Harborough (MHR) d	0926				0958					1026				1057			
Melton Mowbray (MMO) d																	
Oakham (OKM) d																	
Corby (COR) d				0939		1010							1038				1110
Kettering (KET) a	0935			0947	1007	1018				1035			1046	1106			1118
Kettering (KET) d	0936			0948	1008	1019				1036			1047	1107			1119
Wellingborough (WEL) d				0956		1027							1055				1127
Bedford (BDM) 7 d				1010		1040							1110				1140
Luton (LUT) 10 d				1025		1056							1126				1156
Luton Airport Parkway (LTN) ← 7 d				1029		1059							1129				1159
St Pancras International (STP) 15 a	1027		1039	1052	1055	1109	1123			1127		1138	1152	1155		1209	1222

Operator 1st Class/Reservations/Bus Catering facilities	EM 1◇	EM	EM 1◇	EM ◇	EM 1◇	EM	EM 1◇	EM ◇	EM 1◇	EM 1◇	EM ◇	EM 1◇	EM 1◇	EM ◇	EM 1◇	EM 1◇	EM ◇
Sheffield (SHF) 7 d			1037				1100					1137				1200	
Chesterfield (CHD) d			1049				1113					1149				1212	
Derby (DBY) 6 d			1110				1132					1209				1232	
Long Eaton (LGE) d							1141									1240	
Grimsby Town (GMB) d																1041	
Lincoln (LCN) d						1035										1135	
Newark Castle (NCT) d						1104										1203	
Nottingham (NOT) 8 d	1050				1112	1127				1150				1212	1227		
Beeston (BEE) d					1118	1133								1218	1233		
Attenborough (ATB) d						1137									1237		
East Midlands Parkway (EMD) ← d					1127	1143	1145							1225	1243	1245	
Loughborough (LBO) d					1134	1152	1153							1232	1252	1252	
Barrow Upon Soar (BWS) d						1157						1157			1257		
Sileby (SIL) d		1057										1201					
Syston (SYS) d		1101										1207					
Leicester (LEI) a	1110	1114	1131		1144		1203			1211	1215	1229		1242		1302	
Leicester (LEI) d	1112		1133		1145		1204			1213		1232		1243		1303	
Market Harborough (MHR) d	1126				1159					1226				1257			
Melton Mowbray (MMO) d																	
Oakham (OKM) d																	
Corby (COR) d				1139			1203						1239				1309
Kettering (KET) a	1135			1147	1208			1211	1235				1247	1306			1317
Kettering (KET) d	1137			1147	1209			1211	1237				1247	1307			1318
Wellingborough (WEL) d				1156				1219					1255				1327
Bedford (BDM) 7 d				1210				1238e					1310				1340
Luton (LUT) 10 d				1225				1255					1325				1356
Luton Airport Parkway (LTN) ← 7 d				1228				1258					1328				1359
St Pancras International (STP) 15 a	1227		1239	1251	1255		1309	1321	1327			1339	1351	1354		1409	1422

NOTES (see introductory pages for explanation of train operator codes and standard symbols)

- a Arrival time
- d Departure time
- e Arrives 5 minutes earlier

Sheffield, Chesterfield, Derby, Nottingham, Leicester, Corby and Kettering to London

Mondays to Fridays

Operator 1st Class/Reservations/Bus Catering facilities	EM 1◇	EM	EM 1◇	EM ◇	EM 1◇	EM 1◇	EM ◇	EM	EM 1◇	EM	EM 1◇	EM ◇	EM 1◇	EM	EM 1◇	EM ◇	EM 1◇
Sheffield (SHF) 7 d			1237			1300							1337				1400
Chesterfield (CHD) d			1249			1313							1349				1412
Derby (DBY) 6 d			1309			1332							1409				1432
Long Eaton (LGE) d						1341											1440
Grimsby Town (GMB) d																1241	
Lincoln (LCN) d									1236							1336	
Newark Castle (NCT) d									1304							1404	
Nottingham (NOT) 8 d	1250				1312				1328	1350					1412	1427	
Beeston (BEE) d					1318				1335						1418	1433	
Attenborough (ATB) d									1339							1437	
East Midlands Parkway (EMD) ← d					1326	1345			1345						1425	1444	1445
Loughborough (LBO) d					1334	1353			1354						1432	1452	1452
Barrow Upon Soar (BWS) d									1359				1359				
Sileby (SIL) d													1403				
Syston (SYS) d													1408				
Leicester (LEI) a	1310	1314	1329		1344	1403				1410	1416	1429		1442			1502
Leicester (LEI) d	1313		1332		1345	1404				1413		1432		1443			1504
Market Harborough (MHR) d	1326				1358					1426				1457			
Melton Mowbray (MMO) d																	
Oakham (OKM) d																	
Corby (COR) d					1339			1406					1440				1508
Kettering (KET) a	1335				1347	1407		1414		1435			1448	1506			1516
Kettering (KET) d	1337				1347	1408		1414		1437			1448	1507			1517
Wellingborough (WEL) d					1355			1423					1456				1526
Bedford (BDM) 7 d					1410			1441					1510				1540
Luton (LUT) 10 d					1425			1456					1525				1555
Luton Airport Parkway (LTN) ← 7 d					1428			1459					1528				1558
St Pancras International (STP) 15 a	1427		1442	1451	1455	1509	1522			1526		1539	1551	1554		1608	1623















Operator 1st Class/Reservations/Bus Catering facilities	EM 1◇	EM	EM 1◇	EM ◇	EM 1◇	EM	EM 1◇	EM ◇	EM 1◇	EM	EM 1◇	EM ◇	EM 1◇	EM	EM 1◇	EM ◇	EM 1◇
Sheffield (SHF) 7 d			1437				1500						1537				1600
Chesterfield (CHD) d			1449				1512						1549				1613
Derby (DBY) 6 d			1509				1532						1609				1632
Long Eaton (LGE) d							1540										1641
Grimsby Town (GMB) d																1438	
Lincoln (LCN) d							1437									1533	
Newark Castle (NCT) d							1504									1559	
Nottingham (NOT) 8 d	1450				1512	1528				1550					1612	1628	
Beeston (BEE) d					1518	1534									1618	1634	
Attenborough (ATB) d							1538									1638	
East Midlands Parkway (EMD) ← d					1525	1544	1545								1625	1644	1645
Loughborough (LBO) d					1532	1553	1552								1632	1653	1653
Barrow Upon Soar (BWS) d							1558						1558				
Sileby (SIL) d													1602				
Syston (SYS) d													1607				
Leicester (LEI) a	1510	1515	1529		1542		1602		1610	1615	1629		1642				1703
Leicester (LEI) d	1512		1531		1543		1603		1612		1630		1643				1704
Market Harborough (MHR) d	1526				1557				1625				1657				
Melton Mowbray (MMO) d																	
Oakham (OKM) d																	
Corby (COR) d					1540								1640				1707
Kettering (KET) a	1535				1548	1606			1618	1635			1648	1706			1715
Kettering (KET) d	1537				1548	1607			1618	1636			1648	1707			1715
Wellingborough (WEL) d					1556				1627				1656				1724
Bedford (BDM) 7 d					1610				1641				1712	1726c			1741
Luton (LUT) 10 d					1626				1657				1727				1756
Luton Airport Parkway (LTN) ← 7 d					1629				1700				1730				1759
St Pancras International (STP) 15 a	1627		1639	1653	1656		1709	1723	1728			1740	1753	1806		1809	1822
















NOTES (see introductory pages for explanation of train operator codes and standard symbols)

- a Arrival time
- d Departure time
- c Arrives 3 minutes earlier

Sheffield, Chesterfield, Derby, Nottingham, Leicester, Corby and Kettering to London

Mondays to Fridays

Operator Days of operation/Notes 1st Class/Reservations/Bus Catering facilities	EM	EM	EM	EM	EM	EM	EM	EM	EM	EM	EM	EM	EM	EM	EM	EM	EM
	1◇		1◇	◇	1◇		1◇	◇	1◇		1◇	◇	1◇	◇	1◇	◇	
Sheffield (SHF)  d			1637				1701				1732			1800			
Chesterfield (CHD) d			1649				1714				1745			1812			
Derby (DBY)  d			1709				1734				1808			1832			
Long Eaton (LGE) d							1743							1840			
Grimsby Town (GMB) d																	1641
Lincoln (LCN) d							1634										1736
Newark Castle (NCT) d							1705										1808
Nottingham (NOT)  d	1650				1712	1728				1750				1810			1837
Beeston (BEE) d					1718	1734								1816			1843
Attenborough (ATB) d						1738											1847
East Midlands Parkway (EMD)  d					1725	1745	1748							1823	1845		1853
Loughborough (LBO) d					1732	1753	1755							1830	1852		1902
Barrow Upon Soar (BWS) d		1658				1758					1758						
Sileby (SIL) d		1702									1802						
Syston (SYS) d		1707									1809						
Leicester (LEI) a	1710	1715	1729		1742		1805		1810	1817	1829		1840	1902			
Leicester (LEI) d	1715		1730		1745		1806		1811		1830		1841	1903			
Market Harborough (MHR) d	1728				1758				1824				1855				
Melton Mowbray (MMO) d																	
Oakham (OKM) d																	
Corby (COR) d				1739					1806				1838				1909
Kettering (KET) a	1737			1747	1807				1814	1833			1846	1904			1917
Kettering (KET) d	1739			1748	1808				1815	1834			1846	1905			1918
Wellingborough (WEL) d			1754	1756	1815				1823	1841			1854				1927
Bedford (BDM)  d				1810					1840f				1909				1940
Luton (LUT)  d				1826					1855				1924				1956
Luton Airport Parkway (LTN)   d				1829					1858				1927				1959
St Pancras International (STP)   a	1826		1841	1852	1904		1910	1921	1926		1938	1950	1955	2007	2022		










Operator 1st Class/Reservations/Bus Catering facilities	EM	EM	EM	EM	EM	EM	EM	EM	EM	EM	EM	EM	EM	EM	EM	EM	EM
	1◇		1◇	◇	1◇		1◇	◇	1◇		1◇	◇	1◇	◇	1◇	◇	
Sheffield (SHF)  d			1837				1900				1937						2000
Chesterfield (CHD) d			1849				1912				1949						2012
Derby (DBY)  d			1909				1932				2010						2032
Long Eaton (LGE) d							1940										2040
Grimsby Town (GMB) d																1838	
Lincoln (LCN) d							1835									1932	
Newark Castle (NCT) d							1903									2001	
Nottingham (NOT)  d	1850				1912	1927				1949			2011	2024			
Beeston (BEE) d					1919	1933							2017	2031			
Attenborough (ATB) d						1937								2035			
East Midlands Parkway (EMD)  d					1925	1944	1945						2023	2042	2045		
Loughborough (LBO) d		1902			1933	1953	1952	1953		2004			2031	2050	2052		
Barrow Upon Soar (BWS) d		1907												2055			2055
Sileby (SIL) d		1911							2003								2059
Syston (SYS) d		1916							2009								2104
Leicester (LEI) a	1910	1924	1929		1943		2002	2018		2014	2032		2041			2103	2113
Leicester (LEI) d	1911		1930		1944		2003			2015	2033		2042			2104	
Market Harborough (MHR) d	1925				1957					2028			2056				
Melton Mowbray (MMO) d																	
Oakham (OKM) d																	
Corby (COR) d				1939					2010				2039				
Kettering (KET) a	1934			1947	2006				2018	2037			2047	2105			
Kettering (KET) d	1935			1948	2007				2018	2038			2048	2106			
Wellingborough (WEL) d				1956					2027				2056				
Bedford (BDM)  d				2010					2041				2110				
Luton (LUT)  d				2025					2057				2126				
Luton Airport Parkway (LTN)   d				2028					2100				2129				
St Pancras International (STP)   a	2027		2036	2051	2054		2108		2123	2134	2139	2152	2156				2207

NOTES (see introductory pages for explanation of train operator codes and standard symbols)

- a Arrival time
- d Departure time
- f Arrives 4 minutes earlier
- A Also calls at Belper 1758

Sheffield, Chesterfield, Derby, Nottingham, Leicester, Corby and Kettering to London

Mondays to Fridays

Operator 1st Class/Reservations/Bus Catering facilities	EM 1◇ ♣	EM ◇	EM 1◇ ♣	EM 1◇ ♣	EM	EM ◇	EM 1◇ ♣	EM ◇	EM
Sheffield (SHF)  d			2101				2145		
Chesterfield (CHD) d			2113				2201		
Derby (DBY)  d			2134				2220		
Long Eaton (LGE) d			2142				2229		
Grimsby Town (GMB) d									
Lincoln (LCN) d									
Newark Castle (NCT) d									
Nottingham (NOT)  d	2049			2140	2158				2320
Beeston (BEE) d	2056			2149	2205				2326
Attenborough (ATB) d					2208				
East Midlands Parkway (EMD)  d	2102		2147	2156	2215		2233		2333
Loughborough (LBO) d	2110		2154		2224		2241		2341
Barrow Upon Soar (BWS) d					2229				
Sileby (SIL) d					2233				
Syston (SYS) d					2239				
Leicester (LEI) a	2121		2204	2210	2247		2251		2353
Leicester (LEI) d	2123		2206	2215			2252		
Market Harborough (MHR) d	2137			2228			2305		
Melton Mowbray (MMO) d									
Oakham (OKM) d									
Corby (COR) d		2142				2233		2310	
Kettering (KET) a	2146	2150		2237		2241	2314	2318	
Kettering (KET) d	2147	2151		2240		2242	2315		
Wellingborough (WEL) d		2159				2250			
Bedford (BDM)  d		2213				2304			
Luton (LUT)  d		2229				2322			
Luton Airport Parkway (LTN)  d		2232		2316		2325			
St Pancras International (STP)   a	2239	2255	2316	2352		2358	0023		

NOTES (see introductory pages for explanation of train operator codes and standard symbols)

- a Arrival time
d Departure time

Sheffield, Chesterfield, Derby, Nottingham, Leicester, Corby and Kettering to London

Saturdays

Operator 1st Class/Reservations/Bus Catering facilities	EM ◇	EM 1◇ Ꞥ	EM ◇	EM 1◇ Ꞥ	EM	EM ◇	EM 1◇ Ꞥ	EM ◇	EM 1◇ Ꞥ	EM 1◇ Ꞥ	EM ◇	EM 1◇ Ꞥ	EM	EM 1◇ Ꞥ	EM ◇	EM 1◇ Ꞥ	EM 1	EM 1◇ Ꞥ
Sheffield (SHF) 7 d							0530			0556					0633			0700
Chesterfield (CHD) d							0542			0609					0645			0712
Derby (DBY) 6 d		0447		0459			0602			0628					0705			0732
Long Eaton (LGE) d		0456		0508						0637								0740
Grimsby Town (GMB) d																		0629
Lincoln (LCN) d																		0658
Newark Castle (NCT) d																		
Nottingham (NOT) 8 d				0526	0533				0612			0649					0712	0727
Beeston (BEE) d									0618							0718		0733
Attenborough (ATB) d																		0737
East Midlands Parkway (EMD) 4 d		0500		0536	0544				0624	0641		0659					0724	0744
Loughborough (LBO) d		0508		0543	0553				0632	0649			0700	0720			0732	0753
Barrow Upon Soar (BWS) d					0558								0705					0752
Sileby (SIL) d					0602								0709					→
Syston (SYS) d					0607								0714					
Leicester (LEI) a		0518		0553	0616		0622		0642	0700		0712	0723	0730		0742		0802
Leicester (LEI) d		0519		0554			0623		0643	0701		0713		0731		0743		0803
Market Harborough (MHR) d		0533		0608			0637		0656			0727				0757		
Melton Mowbray (MMO) d																		
Oakham (OKM) d																		
Corby (COR) d	0510		0540		0610		0640				0710					0740		
Kettering (KET) a	0518		0548	0617	0618	0646	0648	0705			0718	0736				0748	0806	
Kettering (KET) d	0519		0549	0618	0619	0647	0648	0706			0719	0737				0749	0807	
Wellingborough (WEL) d	0527		0557		0627		0656				0727					0757		
Bedford (BDM) 7 d	0540		0610		0641		0710				0740					0811		
Luton (LUT) 10 d	0556		0626		0656		0725				0756					0826		
Luton Airport Parkway (LTN) 7 d	0559		0629		0659		0728				0759					0829		
St Pancras International (STP) 15 a	0623	0626	0652	0704		0722	0736	0751	0754	0809	0822	0827			0836	0852	0855	0907

Operator Days of operation/Notes 1st Class/Reservations/Bus Catering facilities	EM ◇	EM 1◇ Ꞥ	EM 1	EM 1◇ Ꞥ	EM ◇	EM 1◇ Ꞥ	EM 1◇ Ꞥ	EM ◇	EM A	EM 1◇ Ꞥ	EM A	EM 1◇ Ꞥ	EM ◇	EM 1◇ Ꞥ	EM 1◇ Ꞥ	EM ◇	EM 1	EM 1◇ Ꞥ
Sheffield (SHF) 7 d				0731			0800							0835			0901	
Chesterfield (CHD) d				0743			0812							0848			0913	
Derby (DBY) 6 d				0804			0832							0910			0932	
Long Eaton (LGE) d							0840										0941	
Grimsby Town (GMB) d									0642									
Lincoln (LCN) d									0739									0839
Newark Castle (NCT) d									0806									0907
Nottingham (NOT) 8 d		0746				0812			0831	0850					0912			0929
Beeston (BEE) d						0818			0837					0918				0935
Attenborough (ATB) d									0841									0939
East Midlands Parkway (EMD) 4 d			←			0824	0845		0848		←			0924	0945			0946
Loughborough (LBO) d			0753			0832	0852		0856		0856			0932	0953			0955
Barrow Upon Soar (BWS) d			0758						→									
Sileby (SIL) d			0802											0901				→
Syston (SYS) d			0807											0905				
Leicester (LEI) a		0809	0815	0827		0842	0902		0910	0918	0930			0942	1003			1010
Leicester (LEI) d		0812		0829		0843	0904		0913		0932			0943	1004			1013
Market Harborough (MHR) d		0826				0857			0927					0956				1026
Melton Mowbray (MMO) d																		
Oakham (OKM) d																		
Corby (COR) d	0810				0840			0910						0940			1010	
Kettering (KET) a	0818	0835			0848	0906		0918		0936				0948	1005		1018	1035
Kettering (KET) d	0819	0836			0848	0907		0919		0937				0948	1006		1019	1036
Wellingborough (WEL) d	0827				0856			0927						0956			1027	
Bedford (BDM) 7 d	0840				0910			0940						1010			1040	
Luton (LUT) 10 d	0856				0925			0956						1025			1055	
Luton Airport Parkway (LTN) 7 d	0859				0928			0959						1028			1058	
St Pancras International (STP) 15 a	0922	0927		0934	0951	0954	1007	1022		1027		1039	1051	1054	1109	1121		1127

NOTES (see introductory pages for explanation of train operator codes and standard symbols)

- a Arrival time
- d Departure time
- A From Cleethorpes

Sheffield, Chesterfield, Derby, Nottingham, Leicester, Corby and Kettering to London

Saturdays

Operator 1st Class/Reservations/Bus Catering facilities	EM	EM 1◇ ꣳ	EM ◇	EM 1◇ ꣳ	EM 1◇ ꣳ	EM ◇	EM	EM 1◇ ꣳ	EM 1◇ ꣳ	EM ◇	EM 1◇ ꣳ	EM 1◇ ꣳ	EM ◇	EM 1◇ ꣳ	EM 1◇ ꣳ	EM ◇	EM 1◇ ꣳ	EM 1◇ ꣳ		
Sheffield (SHF) 7 d		0929			1001						1036				1100				1130	
Chesterfield (CHD) d		0941			1013						1048				1112				1142	
Derby (DBY) 6 d		1005			1033						1108				1132				1208	
Long Eaton (LGE) d					1041										1140					
Grimsby Town (GMB) d								0838												
Lincoln (LCN) d								0933									1036			
Newark Castle (NCT) d								1003									1104			
Nottingham (NOT) 8 d				1012				1030	1050					1112			1129	1150		
Beeston (BEE) d				1018				1036						1118			1137			
Attenborough (ATB) d								1040									1141			
East Midlands Parkway (EMD) 4 d	←			1024	1046			1047		←				1125	1145		1148		←	
Loughborough (LBO) d		0955		1032	1053			1055		←				1133	1152		1158		←	
Barrow Upon Soar (BWS) d		1000						←									←		←	
Sileby (SIL) d		1004																	←	
Syston (SYS) d		1009																	←	
Leicester (LEI) a		1017	1026		1042	1103			1110	1117	1128		1143	1202				1210	1222	1228
Leicester (LEI) d			1027		1043	1104			1112		1130		1144	1204				1213		1231
Market Harborough (MHR) d					1056				1125				1158					1226		
Melton Mowbray (MMO) d																				
Oakham (OKM) d																				
Corby (COR) d				1040			1110						1140			1210				
Kettering (KET) a				1048	1105		1118		1134				1148	1207		1218		1235		
Kettering (KET) d				1048	1106		1119		1136				1148	1208		1219		1236		
Wellingborough (WEL) d				1056			1127						1156			1227				
Bedford (BDM) 7 d				1110			1141						1210			1240				
Luton (LUT) 10 d				1125			1156						1225			1256				
Luton Airport Parkway (LTN) 7 d	←			1128			1159						1228			1259				
St Pancras International (STP) 15 a	←	1139	1151	1154	1209	1222			1227		1239	1251	1255	1309	1322			1327		1336

Operator Days of operation/Notes 1st Class/Reservations/Bus Catering facilities	EM ◇	EM 1◇ ꣳ	EM A	EM 1◇ ꣳ	EM ◇	EM 1◇ ꣳ	EM A	EM 1◇ ꣳ	EM ◇	EM 1◇ ꣳ	EM 1◇ ꣳ	EM ◇	EM 1◇ ꣳ	EM 1◇ ꣳ	EM ◇	EM 1◇ ꣳ	EM 1◇ ꣳ	EM ◇	EM 1◇ ꣳ		
Sheffield (SHF) 7 d				1200						1236			1300					1336			
Chesterfield (CHD) d				1212						1249			1312					1349			
Derby (DBY) 6 d				1232						1309			1332					1409			
Long Eaton (LGE) d				1240									1340								
Grimsby Town (GMB) d				1038																	
Lincoln (LCN) d				1133											1235						
Newark Castle (NCT) d				1202											1304						
Nottingham (NOT) 8 d		1212	1227				1250					1312			1330	1350				1412	
Beeston (BEE) d		1218	1233									1318			1336					1418	
Attenborough (ATB) d			1237												1340						
East Midlands Parkway (EMD) 4 d	←	1225	1244	1245			←					1325	1345		1347		←			1424	
Loughborough (LBO) d		1232	1253	1252			←	1253				1332	1352		1356		←	1356		1432	
Barrow Upon Soar (BWS) d			←					1258							←			1401			
Sileby (SIL) d								1302										1405			
Syston (SYS) d								1307										1410			
Leicester (LEI) a		1242		1302			1310	1315	1329		1342	1402			1411	1417	1429			1442	
Leicester (LEI) d		1243		1304			1313		1332		1343	1404			1413		1431			1443	
Market Harborough (MHR) d		1257					1326				1357				1426					1456	
Melton Mowbray (MMO) d																					
Oakham (OKM) d																					
Corby (COR) d	1240				1310					1340				1410						1440	
Kettering (KET) a	1248	1306			1318	1335				1348	1406		1418		1435					1448	1505
Kettering (KET) d	1248	1307			1319	1336				1348	1407		1419		1436					1448	1506
Wellingborough (WEL) d		1256			1327					1356			1427							1456	
Bedford (BDM) 7 d		1310			1340					1410			1440							1510	
Luton (LUT) 10 d		1325			1356					1425			1456							1525	
Luton Airport Parkway (LTN) 7 d	←	1328			1359					1428			1459							1528	
St Pancras International (STP) 15 a	←	1351	1354		1408	1422	1427		1436	1451	1454	1507	1522		1527			1536	1551	1554	

NOTES (see introductory pages for explanation of train operator codes and standard symbols)

- a Arrival time
- d Departure time
- A From Cleethorpes

Sheffield, Chesterfield, Derby, Nottingham, Leicester, Corby and Kettering to London

Saturdays

Operator 1st Class/Reservations/Bus Catering facilities	EM	EM 1◇ ꣳ	EM ◇	EM 1◇ ꣳ	EM 1◇ ꣳ	EM ◇	EM 1◇ ꣳ	EM 1◇ ꣳ	EM ◇	EM 1◇ ꣳ	EM 1◇ ꣳ	EM ◇	EM 1◇ ꣳ	EM ◇	EM 1◇ ꣳ	EM ◇	EM 1◇ ꣳ	EM ◇		
Sheffield (SHF) 7 d		1401				1436				1501							1537		1601	
Chesterfield (CHD) d		1413				1448				1513							1549		1613	
Derby (DBY) 6 d		1433				1510				1533							1611		1633	
Long Eaton (LGE) d		1441								1541									1641	
Grimsby Town (GMB) d	1240																			
Lincoln (LCN) d	1335											1437								
Newark Castle (NCT) d	1403											1506								
Nottingham (NOT) 8 d	1427				1449				1512			1529	1550					1612		
Beeston (BEE) d	1433								1518			1535						1618		
Attenborough (ATB) d	1437											1539								
East Midlands Parkway (EMD) 4 d	1444	1446	1452						1524	1546		1546						1624	1646	
Loughborough (LBO) d	1452	1453							1532	1553		1554						1632	1653	
Barrow Upon Soar (BWS) d			1457										1559							
Sileby (SIL) d			1501										1603							
Syston (SYS) d			1507										1608							
Leicester (LEI) a		1503	1516			1510	1530		1542	1603			1611	1617	1631		1642	1703		
Leicester (LEI) d		1504				1513	1532		1543	1604			1614	1617	1632		1643	1704		
Market Harborough (MHR) d						1526			1556				1627				1656			
Melton Mowbray (MMO) d																				
Oakham (OKM) d																				
Corby (COR) d				1510				1540				1610					1640		1707	
Kettering (KET) a				1518	1535			1548	1605			1618					1648	1705	1715	
Kettering (KET) d				1519	1536			1548	1606			1619					1648	1706	1715	
Wellingborough (WEL) d				1527				1556				1627					1656		1724	
Bedford (BDM) 7 d				1541				1610				1641					1710		1741	
Luton (LUT) 10 d				1556				1625				1656					1725		1756	
Luton Airport Parkway (LTN) 7 d				1559				1628				1659					1728		1759	
St Pancras International (STP) 15 a		1608		1622	1627	1636	1651	1654	1710	1722			1726			1739	1751	1754	1809	1822

Operator 1st Class/Reservations/Bus Catering facilities	EM	EM 1◇ ꣳ	EM EM	EM 1◇ ꣳ	EM ◇	EM 1◇ ꣳ	EM 1◇ ꣳ	EM ◇	EM	EM 1◇ ꣳ	EM	EM 1◇ ꣳ	EM ◇	EM 1◇ ꣳ	EM 1◇ ꣳ	EM ◇	EM	EM 1◇ ꣳ		
Sheffield (SHF) 7 d				1637				1700				1731				1800				
Chesterfield (CHD) d				1649				1712				1749				1812				
Derby (DBY) 6 d				1711				1732				1811				1832				
Long Eaton (LGE) d								1740								1840				
Grimsby Town (GMB) d	1438																		1638	
Lincoln (LCN) d	1533									1636									1732	
Newark Castle (NCT) d	1605									1706									1759	
Nottingham (NOT) 8 d	1631	1650				1711				1730	1750					1812			1827	1850
Beeston (BEE) d	1639					1718				1739						1818			1833	
Attenborough (ATB) d	1642									1743									1837	
East Midlands Parkway (EMD) 4 d	1649					1724	1745			1750						1824	1845		1847c	
Loughborough (LBO) d	1658			1658		1732	1752			1758			1758			1832	1852		1855	
Barrow Upon Soar (BWS) d				1703									1803							
Sileby (SIL) d				1707									1807							
Syston (SYS) d				1712									1812							
Leicester (LEI) a		1712	1720	1731		1742	1802			1810	1820	1831			1842	1902			1911	
Leicester (LEI) d		1713		1733		1743	1804			1813		1833			1843	1904			1913	
Market Harborough (MHR) d		1726				1756				1826					1856				1926	
Melton Mowbray (MMO) d																				
Oakham (OKM) d																				
Corby (COR) d					1740			1810							1840			1910		
Kettering (KET) a		1735			1748	1805		1818		1835				1848	1905		1918		1935	
Kettering (KET) d		1736			1748	1806		1819		1836				1848	1906		1919		1936	
Wellingborough (WEL) d					1756			1827						1856			1927			
Bedford (BDM) 7 d					1810			1840						1910			1940			
Luton (LUT) 10 d					1825			1856						1925			1956			
Luton Airport Parkway (LTN) 7 d					1828			1859						1928			1959			
St Pancras International (STP) 15 a		1827		1836	1851	1854	1909	1922		1927			1936	1951	1954	2007	2022		2027	

NOTES (see introductory pages for explanation of train operator codes and standard symbols)

- a Arrival time
- d Departure time
- c Arrives 3 minutes earlier

Sheffield, Chesterfield, Derby, Nottingham, Leicester, Corby and Kettering to London

Saturdays

Operator 1st Class/Reservations/Bus Catering facilities	EM	EM ◇	EM ◇	EM ◇	EM ◇	EM ◇	EM ◇	EM ◇	EM ◇	EM ◇	EM ◇	EM ◇	EM ◇	EM ◇	EM ◇	EM ◇	EM ◇	EM ◇	
Sheffield (SHF) 7 d		1837			1901							1937				2001			2030
Chesterfield (CHD) d		1849			1913							1949				2013			2042
Derby (DBY) 6 d		1909			1933							2011				2033			2102
Long Eaton (LGE) d					1941										2041				
Grimsby Town (GMB) d																		1839	
Lincoln (LCN) d							1830											1934	
Newark Castle (NCT) d							1858											2003	
Nottingham (NOT) 8 d				1912			1928	1950					2012					2033	2050
Beeston (BEE) d				1918			1934						2018					2039	
Attenborough (ATB) d							1938											2043	
East Midlands Parkway (EMD) d	←			1924	1945		1945						2024	2046				2050	
Loughborough (LBO) d		1855		1932	1953		1953		←			1953		2032	2053			2058	2058
Barrow Upon Soar (BWS) d		1900							→			1958						→	2103
Sileby (SIL) d		1904										2002							2107
Syston (SYS) d		1909										2007							2112
Leicester (LEI) a		1918	1929		1942	2003		2010	2016	2031		2042	2103					2110	2120
Leicester (LEI) d			1932		1943	2004				2013		2032		2043	2104				2114
Market Harborough (MHR) d					1956					2026				2056					2127
Melton Mowbray (MMO) d																			
Oakham (OKM) d																			
Corby (COR) d				1940			2010					2040						2110	
Kettering (KET) a				1948	2005		2018		2035			2048	2105					2118	2136
Kettering (KET) d				1948	2006		2019		2036			2048	2106					2119	2137
Wellingborough (WEL) d				1956			2027					2056						2127	
Bedford (BDM) 7 d				2010			2040					2110						2141	2155
Luton (LUT) 10 d				2025			2055					2125						2157	
Luton Airport Parkway (LTN) 7 d	←			2028			2058					2128						2200	
St Pancras International (STP) 15 a		2039	2051	2054	2109	2121		2126		2138	2151	2154	2208	2223				2234	






Operator 1st Class/Reservations/Bus Catering facilities	EM ◇	EM ◇	EM ◇	EM ◇	EM	EM	EM ◇	EM
Sheffield (SHF) 7 d				2100				
Chesterfield (CHD) d				2114				
Derby (DBY) 6 d				2135				
Long Eaton (LGE) d				2144				
Grimsby Town (GMB) d								
Lincoln (LCN) d				2042				
Newark Castle (NCT) d				2110				
Nottingham (NOT) 8 d			2125		2149	2233		2318
Beeston (BEE) d			2131		2155	2239		2324
Attenborough (ATB) d					2159	2243		
East Midlands Parkway (EMD) d			2137	2149	2206	2249		2332
Loughborough (LBO) d			2145	2157	2214	2258		2340
Barrow Upon Soar (BWS) d					2219	2303		
Sileby (SIL) d					2223	2307		
Syston (SYS) d					2228	2312		
Leicester (LEI) a			2155	2207	2237	2320		2351
Leicester (LEI) d			2156					
Market Harborough (MHR) d			2209					
Melton Mowbray (MMO) d								
Oakham (OKM) d								
Corby (COR) d	2140	2201					2240	
Kettering (KET) a	2148	2209	2218				2248	
Kettering (KET) d	2148		2219					
Wellingborough (WEL) d	2156		2227					
Bedford (BDM) 7 d	2210							
Luton (LUT) 10 d	2225							
Luton Airport Parkway (LTN) 7 d	2228							
St Pancras International (STP) 15 a	2251		2323					






NOTES (see introductory pages for explanation of train operator codes and standard symbols)

- a Arrival time
- d Departure time

Sheffield, Chesterfield, Derby, Nottingham, Leicester, Corby and Kettering to London

Sundays

Operator 1st Class/Reservations/Bus Catering facilities	EM 1◇	EM 1◇	EM 1◇	EM 1◇	EM 1◇	EM ◇	EM 1◇	EM 1◇	EM ◇	EM 1◇	EM 1◇	EM ◇	EM 1◇	EM 1◇	EM ◇	EM 1◇	EM 1◇	EM ◇	EM ◇			
Sheffield (SHF)  7 d					0823					0926						1052			1152			
Chesterfield (CHD) d					0835					0938						1105			1204			
Derby (DBY) 6 d	0700			0751	0855					0958						1126			1225			
Long Eaton (LGE) d				0759	0903					1007						1135			1235			
Grimsby Town (GMB) d																						
Lincoln (LCN) d																						
Newark Castle (NCT) d																						
Nottingham (NOT)  8 d		0724			0821				0926				1016						1209			
Beeston (BEE) d					0827														1215			
Attenborough (ATB) d																						
East Midlands Parkway (EMD)  d	0711	0734	0804	0833	0908				0936				1011	1026		1122	1140		1221	1239		
Loughborough (LBO) d		0741	0811	0841	0915				0943				1019	1033		1130	1147		1229	1247		
Barrow Upon Soar (BWS) d																						
Sileby (SIL) d																						
Syston (SYS) d																						
Leicester (LEI) a	0725	0752	0822	0852	0926				0954				1030	1044		1141	1158		1240	1258		
Leicester (LEI) d	0726	0753	0823	0853	0927				0956				1031	1046		1144	1200		1242	1259		
Market Harborough (MHR) d	0743	0810	0840	0910	0944				1013				1044	1059		1158	1213		1256	1312		
Melton Mowbray (MMO) d																						
Oakham (OKM) d																						
Corby (COR) d							1000			1038										1310	1341	
Kettering (KET) a	0752	0819	0849	0919	0953	1008			1022	1046			1053	1108	1149	1207			1234	1305	1318	1349
Kettering (KET) d	0753	0820	0850	0920	0954				1023				1054	1109	1149	1208			1235	1306	1318	1349
Wellingborough (WEL) d	0800	0827	0857	0927	1001				1031				1101	1116	1158				1244		1326	1357
Bedford (BDM) 7 d	0812	0844	0914	0944	1014				1044				1114	1130	1210				1256		1339	1410
Luton (LUT) 10 d	0834			1004					1103						1225				1312		1355	1425
Luton Airport Parkway (LTN)  7 d	0838	0907	0937	1007	1039				1107				1136	1154	1228				1315		1358	1428
St Pancras International (STP)  15 a	0916	0943	1012	1042	1111				1142				1211	1219	1252	1256	1308	1339	1353	1408	1422	1452












Operator 1st Class/Reservations/Bus Catering facilities	EM 1◇	EM 1◇	EM ◇	EM 1◇	EM ◇	EM 1◇	EM 1◇	EM ◇	EM 1◇	EM ◇	EM 1◇	EM 1◇	EM ◇	EM 1◇	EM 1◇	EM ◇	EM 1◇	EM 1◇	EM ◇	EM 1◇	EM 1◇				
Sheffield (SHF)  7 d		1252		1331					1351					1432					1451			1551			
Chesterfield (CHD) d		1304		1344					1404					1446					1504			1604			
Derby (DBY) 6 d		1325		1406					1425					1506					1528			1628			
Long Eaton (LGE) d		1335							1434										1538			1637			
Grimsby Town (GMB) d																									
Lincoln (LCN) d																									
Newark Castle (NCT) d																									
Nottingham (NOT)  8 d	1310								1410							1506						1610			
Beeston (BEE) d	1316								1416							1512						1616			
Attenborough (ATB) d																									
East Midlands Parkway (EMD)  d	1323	1339		1416					1423	1439				1516					1520	1542		1557	1616	1623	1642
Loughborough (LBO) d	1330	1347							1430	1446						1528	1550						1630	1649	
Barrow Upon Soar (BWS) d																									
Sileby (SIL) d																									
Syston (SYS) d																									
Leicester (LEI) a	1341	1358		1430					1441	1457				1530		1541	1601		1611	1630		1641	1700		
Leicester (LEI) d	1343	1359		1432					1443	1459				1532		1543	1602		1613	1632		1643	1702		
Market Harborough (MHR) d	1356	1412							1456	1512						1556			1626			1656			
Melton Mowbray (MMO) d																									
Oakham (OKM) d																									
Corby (COR) d			1410		1440					1510												1640			
Kettering (KET) a	1405		1418		1448	1505			1518					1548	1605				1618	1635		1648	1705		
Kettering (KET) d	1406		1418		1448	1506			1518					1548	1606				1618	1636		1648	1706		
Wellingborough (WEL) d			1426		1456				1526					1556					1626			1656			
Bedford (BDM) 7 d			1439		1509				1539					1609					1639			1709			
Luton (LUT) 10 d			1455		1525				1555					1625					1655			1725			
Luton Airport Parkway (LTN)  7 d			1458		1528				1558					1628					1658			1728			
St Pancras International (STP)  15 a	1455	1508	1522	1539	1552	1556	1609	1622	1639	1652	1655	1709	1722	1727	1739	1752	1755	1809							












NOTES (see introductory pages for explanation of train operator codes and standard symbols)

- a Arrival time
- d Departure time

Sheffield, Chesterfield, Derby, Nottingham, Leicester, Corby and Kettering to London

Sundays

Operator 1st Class/Reservations/Bus Catering facilities	EM ◇	EM 1◇ CP	EM 1◇ CP	EM ◇	EM 1◇ CP	EM 1◇ CP	EM ◇	EM 1◇ CP	EM 1◇ CP	EM ◇	EM 1◇ CP	EM 1◇ CP	EM ◇	EM 1◇ CP	EM ◇	EM 1◇ CP	EM 1◇ CP	EM ◇	
Sheffield (SHF)  d			1628			1651			1728			1751						1851	
Chesterfield (CHD) d			1640			1703			1741			1803						1903	
Derby (DBY)  d			1701			1725			1802			1826						1923	
Long Eaton (LGE) d						1734						1834						1932	
Grimsby Town (GMB) d																			
Lincoln (LCN) d																			
Newark Castle (NCT) d																			
Nottingham (NOT)  d		1647			1710			1745			1810			1845			1906		
Beeston (BEE) d					1716						1816						1912		
Attenborough (ATB) d																			
East Midlands Parkway (EMD)  d		1657	1712		1723	1739		1757	1813		1823	1839		1857			1919	1937	
Loughborough (LBO) d			1719		1730	1746					1830	1846					1926	1944	
Barrow Upon Soar (BWS) d																			
Sileby (SIL) d																			
Syston (SYS) d																			
Leicester (LEI) a		1711	1730		1741	1757		1811	1827		1841	1857		1911			1937	1955	
Leicester (LEI) d		1713	1732		1743	1802		1813	1829		1843	1902		1913			1943	1959	
Market Harborough (MHR) d		1726			1756			1826	1842		1856			1926			1956		
Melton Mowbray (MMO) d																			
Oakham (OKM) d																			
Corby (COR) d	1710			1740			1810			1840			1910			1940			2005
Kettering (KET) a	1718	1735		1748	1805		1818	1835		1848	1905		1918	1935	1948	2005			2013
Kettering (KET) d	1718	1736		1748	1806		1818	1836		1848	1906		1918	1936	1948	2006			2018
Wellingborough (WEL) d	1726			1756			1826			1856			1926			1956			2026
Bedford (BDM)  d	1739			1809			1839			1909			1940			2009			2039
Luton (LUT)  d	1755			1825			1855			1925			1956			2025		2044	2055
Luton Airport Parkway (LTN)   d	1758			1828			1858			1928			1959			2028			2058
St Pancras International (STP)    a	1822	1827	1839	1852	1855	1909	1922	1927	1939	1952	1955	2009	2023	2027	2052	2055	2108	2122	

Operator 1st Class/Reservations/Bus Catering facilities	EM 1◇ CP	EM 1◇ CP	EM ◇	EM ◇	EM 1◇ CP	EM 1◇ CP	EM 1◇ CP
Sheffield (SHF)  d		1951			2029		
Chesterfield (CHD) d		2003			2042		
Derby (DBY)  d		2025			2103		
Long Eaton (LGE) d		2034			2112		
Grimsby Town (GMB) d							
Lincoln (LCN) d							
Newark Castle (NCT) d							
Nottingham (NOT)  d	1959				2109	2150	
Beeston (BEE) d	2005				2115	2156	
Attenborough (ATB) d							
East Midlands Parkway (EMD)  d	2012	2039			2117	2121	2202
Loughborough (LBO) d	2019	2046			2124	2129	2210
Barrow Upon Soar (BWS) d							
Sileby (SIL) d							
Syston (SYS) d							
Leicester (LEI) a	2030	2057			2135	2140	2221
Leicester (LEI) d	2032	2059			2136	2141	
Market Harborough (MHR) d	2045	2112			2150	2154	
Melton Mowbray (MMO) d							
Oakham (OKM) d							
Corby (COR) d			2110	2140			
Kettering (KET) a	2054		2118	2148	2159	2203	
Kettering (KET) d	2055		2118		2200	2205	
Wellingborough (WEL) d	2102		2126		2207	2213	
Bedford (BDM)  d	2115		2139		2220	2227	
Luton (LUT)  d			2155		2235	2242	
Luton Airport Parkway (LTN)   d	2131		2158		2238	2246	
St Pancras International (STP)    a	2155	2208	2223		2303	2309	

NOTES (see introductory pages for explanation of train operator codes and standard symbols)

- a Arrival time
- d Departure time