

Wolverhampton and Birmingham to Walsall, Cannock and Rugeley

Mondays to Fridays

Operator Train ID Days of operation/Notes	LM	LM	LM	LM	LM	LM	LM	LM	LM	LM	LM	LM	LM	LM	LM	LM	LM	LM
	2H19 MX	2H01	2K38 A	2H03	2A01	2H25	2K40 A	2A03	2G30 B	2H27	2A05	2H29	2K42 A	2A99	2G32 B	2H31	2A07	2H33
Wolverhampton (WVH)				0530					0706		0648			0718	0806		0748	
Coseley (CSY)				0535							0653			0723			0753	
Tipton (TIP)				0538							0656			0726			0756	
Dudley Port (DDP)				0541							0659			0729			0759	
Sandwell & Dudley (SAD)				0544							0703			0733			0803	
Smethwick Galton Bridge (SGB)				0547							0706			0736			0806	
Smethwick Rolfe Street (SMR)				0550							0708			0738			0808	
Birmingham International (BHI)										0651		0721				0751		0821
Marston Green (MGN)										0654		0724				0754		0824
Lea Hall (LEH)										0658		0728				0758		0828
Stechford (SCF)										0701		0731				0801		0831
Adderley Park (ADD)										0704		0734						0834
Birmingham New Street (BHM)		0525	0552	0600	0625	0645	0650	0700		0715	0730	0745	0752	0800		0815	0830	0845
Duddeston (DUD)				0605	0630			0705			0735			0805			0835	
Aston (AST)				0608	0635			0708			0738			0808			0838	
Witton (WTT)				0610	0637			0710			0740			0810			0840	
Perry Barr (PRY)				0612	0639			0712			0742			0812			0842	
Hamstead (HSD)		0535		0616	0643			0716			0746			0816			0846	
Tame Bridge Parkway (TAB)		0539	0606	0619	0647	0659	0705	0720	0722a	0729	0750	0759	0806	0820	0820a	0829	0850	0859
Bescot Stadium (BSC)		0542		0623	0649			0722			0752			0822			0852	
Walsall (WSL)		0547		0629	0654	0707		0727		0738	0757	0807		0827		0837	0857	0907
Walsall (WSL)		0547		0629		0708				0738		0808				0838		0908
Bloxwich (BLX)		0553		0636		0714				0744		0814				0844		0914
Bloxwich North (BWN)		0555		0638		0716				0746		0816				0846		0916
Landywood (LAW)		0001	0559	0642		0720				0750		0820				0850		0920
Cannock (CAO)		0005	0603	0646		0724				0754		0824				0854		0924
Hednesford (HNF)		0009a	0607	0650		0728				0758		0828				0858		0928
Rugeley Town (RGT)			0613	0656		0735				0805		0835				0905		0935
Rugeley Trent Valley (RGL)			0617	0700		0739				0809		0839				0909		0939

Operator Train ID Days of operation/Notes	LM	LM	LM	LM	LM	LM	LM	LM	LM	LM	LM	LM	LM	LM	LM	LM	LM	LM
	2K44 A	2A09	2G36 B	2H35	2A11	2H37	2K46 A	2A13	2G40 B	2H39	2A15	2H41	2K48 A	2A17	2G44 B	2H43	2A19	2H45
Wolverhampton (WVH)		0818	0906		0848			0918	1006		0948			1018	1106		1048	
Coseley (CSY)		0823			0853			0923			0953			1023			1053	
Tipton (TIP)		0826			0856			0926			0956			1026			1056	
Dudley Port (DDP)		0829			0859			0929			0959			1029			1059	
Sandwell & Dudley (SAD)		0833			0903			0933			1003			1033			1103	
Smethwick Galton Bridge (SGB)		0836			0906			0936			1006			1036			1106	
Smethwick Rolfe Street (SMR)		0838			0908			0938			1008			1038			1108	
Birmingham International (BHI)				0851		0921				0951		1021				1051		1121
Marston Green (MGN)				0854		0924				0954		1024				1054		1124
Lea Hall (LEH)				0858		0928				0958		1028				1058		1128
Stechford (SCF)				0901		0931				1001		1031				1101		1131
Adderley Park (ADD)						0934						1034						1134
Birmingham New Street (BHM)	0852	0900		0915	0930	0945	0952	1000		1015	1030	1045	1052	1100		1115	1130	1145
Duddeston (DUD)		0905			0935			1005			1035			1105			1135	
Aston (AST)		0908			0938			1008			1038			1108			1138	
Witton (WTT)		0910			0940			1010			1040			1110			1140	
Perry Barr (PRY)		0912			0942			1012			1042			1112			1142	
Hamstead (HSD)		0916			0946			1016			1046			1116			1146	
Tame Bridge Parkway (TAB)	0906	0920	0920a	0929	0950	0959	1006	1020	1020a	1029	1050	1059	1106	1120	1120a	1129	1150	1159
Bescot Stadium (BSC)		0922			0952			1022			1052			1122			1152	
Walsall (WSL)		0927		0937	0957	1007		1027		1037	1057	1107		1127		1137	1157	1207
Walsall (WSL)				0938		1008				1038		1108				1138		1208
Bloxwich (BLX)				0944		1014				1044		1114				1144		1214
Bloxwich North (BWN)				0946		1016				1046		1116				1146		1216
Landywood (LAW)				0950		1020				1050		1120				1150		1220
Cannock (CAO)				0954		1024				1054		1124				1154		1224
Hednesford (HNF)				0958		1028				1058		1128				1158		1228
Rugeley Town (RGT)				1005		1035				1105		1135				1205		1235
Rugeley Trent Valley (RGL)				1009		1039				1109		1139				1209		1239

For the complete service between Wolverhampton and Birmingham see table 068

For the complete service between Birmingham and Aston see table 070

NOTES (see introductory pages for explanation of train operator codes and standard symbols)

- a Arrival time
- d Departure time
- A To Crewe, see table 076
- B From Crewe, see table 076
- MX Not Mondays

Wolverhampton and Birmingham to Walsall, Cannock and Rugeley

Mondays to Fridays

Operator Train ID Days of operation/Notes	LM	LM	LM	LM	LM	LM	LM	LM	LM	LM	LM	LM	LM	LM	LM	LM	LM	LM	
	2K50 A	2A21	2G46 B	2H47	2A23	2H49	2K52 A	2A25	2G48 B	2H51	2A27	2H53	2K54 A	2A29	2G50 B	2H55	2A31	2H57	
Wolverhampton (WVH)	d	1118	1206		1148			1218	1306		1248			1318	1406		1348		
Coseley (CSY)	d	1123			1153			1223			1253			1323			1353		
Tipton (TIP)	d	1126			1156			1226			1256			1326			1356		
Dudley Port (DDP)	d	1129			1159			1229			1259			1329			1359		
Sandwell & Dudley (SAD)	d	1133			1203			1233			1303			1333			1403		
Smethwick Galton Bridge (SGB)	d	1136			1206			1236			1306			1336			1406		
Smethwick Rolfe Street (SMR)	d	1138			1208			1238			1308			1338			1408		
Birmingham International (BHI)	d			1151		1221				1251		1321				1351		1421	
Marston Green (MGN)	d			1154		1224				1254		1324				1354		1424	
Lea Hall (LEH)	d			1158		1228				1258		1328				1358		1428	
Stechford (SCF)	d			1201		1231				1301		1331				1401		1431	
Adderley Park (ADD)	d					1234						1334						1434	
Birmingham New Street (BHM)	d	1152	1200		1215	1230	1245	1252	1300		1315	1330	1345	1352	1400		1415	1430	1445
Duddeston (DUD)	d		1205			1235			1305			1335			1405			1435	
Aston (AST)	d		1208			1238			1308			1338			1408			1438	
Witton (WTT)	d		1210			1240			1310			1340			1410			1440	
Perry Barr (PRY)	d		1212			1242			1312			1342			1412			1442	
Hamstead (HSD)	d		1216			1246			1316			1346			1416			1446	
Tame Bridge Parkway (TAB)	d	1206	1220	1220a	1229	1250	1259	1306	1320	1320a	1329	1350	1359	1406	1420	1420a	1429	1450	1459
Bescot Stadium (BSC)	d		1222			1252			1322			1352			1422			1452	
Walsall (WSL)	a		1227		1238	1257	1307		1327		1337	1357	1407		1427		1437	1457	1508
Walsall (WSL)	d				1238		1308				1338		1408				1438		1508
Bloxwich (BLX)	d				1244		1314				1344		1414				1444		1514
Bloxwich North (BWN)	d				1246		1316				1346		1416				1446		1516
Landywood (LAW)	d				1250		1320				1350		1420				1450		1520
Cannock (CAO)	d				1254		1324				1354		1424				1454		1524
Hednesford (HNF)	d				1258		1328				1358		1428				1458		1528
Rugeley Town (RGT)	d				1305		1335				1405		1435				1505		1535
Rugeley Trent Valley (RGL)	a				1309		1339				1409		1439				1509		1539





Operator Train ID Days of operation/Notes	LM	LM	LM	LM	LM	LM	LM	LM	LM	LM	LM	LM	LM	LM	LM	LM	LM	LM	
	2K56 A	2A33	2G52 B	2H59	2A35	2H61	2K58 A	2A37	2G54 B	2H63	2A39	2H65	2K60 A	2A41	2G56 B	2H67	2A43	2H69	
Wolverhampton (WVH)	d	1418	1506		1448			1518	1606		1548			1618	1706		1648		
Coseley (CSY)	d	1423			1453			1523			1553			1623			1653		
Tipton (TIP)	d	1426			1456			1526			1556			1626			1656		
Dudley Port (DDP)	d	1429			1459			1529			1559			1629			1659		
Sandwell & Dudley (SAD)	d	1433			1503			1533			1603			1633			1703		
Smethwick Galton Bridge (SGB)	d	1436			1506			1536			1606			1636			1706		
Smethwick Rolfe Street (SMR)	d	1438			1508			1538			1608			1638			1708		
Birmingham International (BHI)	d			1451		1521				1551		1621				1651		1721	
Marston Green (MGN)	d			1454		1524				1554		1624				1654		1724	
Lea Hall (LEH)	d			1458		1528				1558		1628				1658		1728	
Stechford (SCF)	d			1501		1531				1601		1631				1701		1731	
Adderley Park (ADD)	d					1534						1634						1734	
Birmingham New Street (BHM)	d	1452	1500		1515	1530	1545	1552	1600		1615	1630	1645	1652	1700		1715	1730	1745
Duddeston (DUD)	d		1505			1535			1605			1635			1705			1735	
Aston (AST)	d		1508			1538			1608			1638			1708			1738	
Witton (WTT)	d		1510			1540			1610			1640			1710			1740	
Perry Barr (PRY)	d		1512			1542			1612			1642			1712			1742	
Hamstead (HSD)	d		1516			1546			1616			1646			1716			1746	
Tame Bridge Parkway (TAB)	d	1506	1520	1520a	1529	1550	1559	1606	1620	1620a	1629	1650	1659	1706	1720	1720a	1729	1750	1759
Bescot Stadium (BSC)	d		1522			1552			1622			1652			1722			1752	
Walsall (WSL)	a		1527		1537	1557	1607		1627		1637	1657	1707		1727		1737	1757	1807
Walsall (WSL)	d				1538		1608				1638		1708				1738		1808
Bloxwich (BLX)	d				1544		1614				1644		1714				1744		1814
Bloxwich North (BWN)	d				1546		1616				1646		1716				1746		1816
Landywood (LAW)	d				1550		1620				1650		1720				1750		1820
Cannock (CAO)	d				1554		1624				1654		1724				1754		1824
Hednesford (HNF)	d				1558		1628				1658		1728				1758		1828
Rugeley Town (RGT)	d				1605		1635				1705		1735				1805		1835
Rugeley Trent Valley (RGL)	a				1609		1639				1709		1739				1809		1839





NOTES (see introductory pages for explanation of train operator codes and standard symbols)

- a Arrival time
- d Departure time
- A To Crewe, see table 076
- B From Crewe, see table 076

Wolverhampton and Birmingham to Walsall, Cannock and Rugeley

Mondays to Fridays

Operator Train ID Days of operation/Notes	LM	LM	LM	LM	LM	LM	LM	LM	LM	LM	LM	LM	LM	LM	LM	LM	LM	
	2K62 A	2A45	2G58 B	2H71	2A47	2H73	2K64 A	2A49	2G60 B	2H75	2A51	2H77	2K66 A	2A53	2G62 B	2H79	2A55	2H81
Wolverhampton (WVH)  d		1718	1806		1748			1818	1906		1848			1918	2006		1948	
Coseley (CSY) d		1723			1753			1823			1853			1923			1953	
Tipton (TIP) d		1726			1756			1826			1856			1926			1956	
Dudley Port (DDP) d		1729			1759			1829			1859			1929			1959	
Sandwell & Dudley (SAD) d		1733			1803			1833			1903			1933			2003	
Smethwick Galton Bridge (SGB)  d		1736			1806			1836			1906			1936			2006	
Smethwick Rolfe Street (SMR) d		1738			1808			1838			1908			1938			2008	
Birmingham International (BHI)  d				1751		1821				1851		1921				1951		2021
Marston Green (MGN) d				1754		1824				1854		1924				1954		2024
Lea Hall (LEH) d				1758		1828				1858		1928				1958		2028
Stechford (SCF) d				1801		1831				1901		1931				2001		2031
Adderley Park (ADD) d						1834						1934						2034
Birmingham New Street (BHM)  d	1752	1800		1815	1830	1845	1852	1900		1915	1930	1945	1952	2000		2015	2030	2045
Duddeston (DUD) d		1805			1835			1905			1935			2005			2035	
Aston (AST) d		1808			1838			1908			1938			2008			2038	
Witton (WTT) d		1810			1840			1910			1940			2010			2040	
Perry Barr (PRY) d		1812			1842			1912			1942			2012			2042	
Hamstead (HSD) d		1816			1846			1916			1946			2016			2046	
Tame Bridge Parkway (TAB) d	1806	1820	1820a	1829	1850	1859	1906	1920	1920a	1929	1950	1959	2006	2020	2020a	2029	2050	2059
Bescot Stadium (BSC) d		1822			1852			1922			1952			2022			2052	
Walsall (WSL) a		1827		1837	1857	1907		1927		1937	1957	2007		2027		2035	2057	2106
Walsall (WSL) d				1838		1908				1938		2008				2036		2107
Bloxwich (BLX) d				1844		1914				1944		2014				2044		2114
Bloxwich North (BWN) d				1846		1916				1946		2016				2046		2116
Landywood (LAW) d				1850		1920				1950		2020				2050		2120
Cannock (CAO) d				1854		1924				1954		2024				2054		2124
Hednesford (HNF) d				1858		1928				1958		2028				2058		2128
Rugeley Town (RGT) d				1905		1935				2005		2035				2105		2135
Rugeley Trent Valley (RGL) a				1909		1939				2009		2039				2109		2139

Operator Train ID Days of operation/Notes	LM	LM	LM	LM	LM	LM	LM	LM	LM	LM	LM
	2K68 A	2A57	2G64 B	2H83	2A59	2H85	2K70 A	2A61	2H17	2A65	2H19
Wolverhampton (WVH)  d		2018	2106		2048			2118	2148		
Coseley (CSY) d		2023			2053			2123	2153		
Tipton (TIP) d		2026			2056			2126	2156		
Dudley Port (DDP) d		2029			2059			2129	2159		
Sandwell & Dudley (SAD) d		2033			2103			2133	2203		
Smethwick Galton Bridge (SGB)  d		2036			2106			2136	2206		
Smethwick Rolfe Street (SMR) d		2038			2108			2138	2208		
Birmingham International (BHI)  d				2051		2121					
Marston Green (MGN) d				2054		2124					
Lea Hall (LEH) d				2058		2128					
Stechford (SCF) d				2101		2131					
Adderley Park (ADD) d						2134					
Birmingham New Street (BHM)  d	2052	2100		2115	2130	2145	2152	2200	2230	2300	2322
Duddeston (DUD) d		2105			2135			2205	2235	2305	2327
Aston (AST) d		2108			2138			2208	2238	2308	2330
Witton (WTT) d		2110			2140			2210	2240	2310	2332
Perry Barr (PRY) d		2112			2142			2212	2242	2312	2334
Hamstead (HSD) d		2116			2146			2216	2246	2316	2338
Tame Bridge Parkway (TAB) d	2106	2120	2120a	2129	2150	2159	2206	2220	2248	2320	2342
Bescot Stadium (BSC) d		2122			2152			2222	2252	2322	2344
Walsall (WSL) a		2127		2137	2157	2207		2227	2256	2327	2349
Walsall (WSL) d				2138		2208			2256		2349
Bloxwich (BLX) d				2144		2214			2302		2355
Bloxwich North (BWN) d				2146		2216			2304		2357
Landywood (LAW) d				2150		2220			2308		0001
Cannock (CAO) d				2154		2224			2312		0005
Hednesford (HNF) d				2158		2228			2316		0009a
Rugeley Town (RGT) d				2205		2235			2322		
Rugeley Trent Valley (RGL) a				2209		2239			2326		

NOTES (see introductory pages for explanation of train operator codes and standard symbols)

- a Arrival time
- d Departure time
- A To Crewe, see table 076
- B From Crewe, see table 076

Wolverhampton and Birmingham to Walsall, Cannock and Rugeley

Saturdays

Operator Train ID Days of operation/Notes	LM	LM	LM	LM	LM	LM	LM	LM	LM	LM	LM	LM	LM	LM	LM	LM	LM	LM
	2H19	2H21	2K38 A	2H03	2A01	2H05	2K40 A	2A03	2G30 B	2H27	2A05	2H29	2K42 A	2A99	2G32 B	2H31	2A07	2H33
Wolverhampton (WVH)				0530					0706		0648			0718	0806		0748	
Coseley (CSY)				0535							0653			0723			0753	
Tipton (TIP)				0538							0656			0726			0756	
Dudley Port (DDP)				0541							0659			0729			0759	
Sandwell & Dudley (SAD)				0544							0703			0733			0803	
Smethwick Galton Bridge (SGB)				0547							0706			0736			0806	
Smethwick Rolfe Street (SMR)				0549							0708			0738			0808	
Birmingham International (BHI) ←										0652		0721				0752		0821
Marston Green (MGN)										0655		0724				0755		0824
Lea Hall (LEH)										0659		0728				0759		0828
Stechford (SCF)										0702		0731				0802		0831
Adderley Park (ADD)										0705		0734						0834
Birmingham New Street (BHM)		0521	0552	0600	0625	0645	0652	0700		0715	0730	0745	0752	0800		0815	0830	0845
Duddeston (DUD)				0605	0630			0705			0735			0805			0835	
Aston (AST)				0608	0635			0708			0738			0808			0838	
Witton (WTT)				0610	0637			0710			0740			0810			0840	
Perry Barr (PRY)				0612	0639			0712			0742			0812			0842	
Hamstead (HSD)		0533		0616	0643			0716			0746			0816			0846	
Tame Bridge Parkway (TAB)		0537	0606	0619	0647	0659	0706	0720	0720a	0729	0750	0759	0806	0820	0820a	0829	0850	0859
Bescot Stadium (BSC)		0539		0622	0649			0722			0752			0822			0852	
Walsall (WSL)		0544		0627	0654	0706		0727		0737	0757	0807		0827		0837	0857	0907
Walsall (WSL)		0544		0628		0708				0738		0808				0838		0908
Bloxwich (BLX)		0551		0634		0715				0744		0814				0844		0914
Bloxwich North (BWN)		0553		0636		0717				0746		0816				0846		0916
Landywood (LAW)	0001	0557		0640		0721				0750		0820				0850		0920
Cannock (CAO)	0005	0601		0644		0725				0754		0824				0854		0924
Hednesford (HNF)	0009a	0605		0648		0729				0758		0828				0858		0928
Rugeley Town (RGT)		0611		0655		0736				0805		0835				0905		0935
Rugeley Trent Valley (RGL)		0615		0659		0740				0809		0839				0909		0939

Operator Train ID Days of operation/Notes	LM	LM	LM	LM	LM	LM	LM	LM	LM	LM	LM	LM	LM	LM	LM	LM	LM	LM
	2K44 A	2A09	2G36 B	2H35	2A11	2H37	2K46 A	2A13	2G40 B	2H39	2A15	2H41	2K48 A	2A17	2G44 B	2H43	2A19	2H45
Wolverhampton (WVH)		0818	0906		0848			0918	1006		0948			1018	1106		1048	
Coseley (CSY)		0823			0853			0923			0953			1023			1053	
Tipton (TIP)		0826			0856			0926			0956			1026			1056	
Dudley Port (DDP)		0829			0859			0929			0959			1029			1059	
Sandwell & Dudley (SAD)		0833			0903			0933			1003			1033			1103	
Smethwick Galton Bridge (SGB)		0836			0906			0936			1006			1036			1106	
Smethwick Rolfe Street (SMR)		0838			0908			0938			1008			1038			1108	
Birmingham International (BHI) ←				0852		0921				0952		1021				1052		1121
Marston Green (MGN)				0855		0924				0955		1024				1055		1124
Lea Hall (LEH)				0859		0928				0959		1028				1059		1128
Stechford (SCF)				0902		0931				1002		1031				1102		1131
Adderley Park (ADD)						0934						1034						1134
Birmingham New Street (BHM)	0852	0900		0915	0930	0945	0952	1000		1015	1030	1045	1052	1100		1115	1130	1145
Duddeston (DUD)		0905			0935			1005			1035			1105			1135	
Aston (AST)		0908			0938			1008			1038			1108			1138	
Witton (WTT)		0910			0940			1010			1040			1110			1140	
Perry Barr (PRY)		0912			0942			1012			1042			1112			1142	
Hamstead (HSD)		0916			0946			1016			1046			1116			1146	
Tame Bridge Parkway (TAB)	0906	0920	0920a	0929	0950	0959	1006	1020	1020a	1029	1050	1059	1106	1120	1120a	1129	1150	1159
Bescot Stadium (BSC)		0922			0952			1022			1052			1122			1152	
Walsall (WSL)		0927		0937	0957	1007		1027		1037	1057	1107		1127		1137	1157	1207
Walsall (WSL)				0938		1008				1038		1108				1138		1208
Bloxwich (BLX)				0944		1015				1044		1114				1144		1214
Bloxwich North (BWN)				0946		1017				1046		1116				1146		1216
Landywood (LAW)				0950		1021				1050		1120				1150		1220
Cannock (CAO)				0954		1025				1054		1124				1154		1224
Hednesford (HNF)				0958		1029				1058		1128				1158		1228
Rugeley Town (RGT)				1005		1035				1105		1135				1205		1235
Rugeley Trent Valley (RGL)				1009		1039				1109		1139				1209		1239

NOTES (see introductory pages for explanation of train operator codes and standard symbols)

- a Arrival time
- d Departure time
- A To Crewe, see table 076
- B From Crewe, see table 076

Wolverhampton and Birmingham to Walsall, Cannock and Rugeley

Saturdays

Operator Train ID Days of operation/Notes	LM	LM	LM	LM	LM	LM	LM	LM	LM	LM	LM	LM	LM	LM	LM	LM	LM	LM	
	2K50 A	2A21	2G46 B	2H47	2A23	2H49	2K52 A	2A25	2G48 B	2H51	2A27	2H53	2K54 A	2A29	2G50 B	2H55	2A31	2H57	
Wolverhampton (WVH)	d	1118	1206		1148			1218	1306		1248			1318	1406		1348		
Coseley (CSY)	d	1123			1153			1223			1253			1323			1353		
Tipton (TIP)	d	1126			1156			1226			1256			1326			1356		
Dudley Port (DDP)	d	1129			1159			1229			1259			1329			1359		
Sandwell & Dudley (SAD)	d	1133			1203			1233			1303			1333			1403		
Smethwick Galton Bridge (SGB)	d	1136			1206			1236			1306			1336			1406		
Smethwick Rolfe Street (SMR)	d	1138			1208			1238			1308			1338			1408		
Birmingham International (BHI)	d			1152		1221				1252		1321				1352		1421	
Marston Green (MGN)	d			1155		1224				1255		1324				1355		1424	
Lea Hall (LEH)	d			1159		1228				1259		1328				1359		1428	
Stechford (SCF)	d			1202		1231				1302		1331				1402		1431	
Adderley Park (ADD)	d					1234						1334						1434	
Birmingham New Street (BHM)	d	1152	1200		1215	1230	1245	1252	1300		1315	1330	1345	1352	1400		1415	1430	1445
Duddeston (DUD)	d		1205			1235			1305			1335			1405			1435	
Aston (AST)	d		1208			1238			1308			1338			1408			1438	
Witton (WTT)	d		1210			1240			1310			1340			1410			1440	
Perry Barr (PRY)	d		1212			1242			1312			1342			1412			1442	
Hamstead (HSD)	d		1216			1246			1316			1346			1416			1446	
Tame Bridge Parkway (TAB)	d	1206	1220	1220a	1229	1250	1259	1306	1320	1320a	1329	1350	1359	1406	1420	1420a	1429	1450	1459
Bescot Stadium (BSC)	d		1222			1252			1322			1352			1422			1452	
Walsall (WSL)	a		1227		1237	1257	1307		1327		1337	1357	1407		1427		1437	1457	1507
Walsall (WSL)	d				1238		1308				1338		1408				1438		1508
Bloxwich (BLX)	d				1244		1314				1344		1414				1444		1514
Bloxwich North (BWN)	d				1246		1316				1346		1416				1446		1516
Landywood (LAW)	d				1250		1320				1350		1420				1450		1520
Cannock (CAO)	d				1254		1324				1354		1424				1454		1524
Hednesford (HNF)	d				1258		1328				1358		1428				1458		1528
Rugeley Town (RGT)	d				1305		1335				1405		1435				1505		1535
Rugeley Trent Valley (RGL)	a				1309		1339				1409		1439				1509		1539

Operator Train ID Days of operation/Notes	LM	LM	LM	LM	LM	LM	LM	LM	LM	LM	LM	LM	LM	LM	LM	LM	LM	LM	
	2K56 A	2A33	2G52 B	2H59	2A35	2H61	2K58 A	2A37	2G54 B	2H63	2A39	2H65	2K60 A	2A41	2G56 B	2H67	2A43	2H69	
Wolverhampton (WVH)	d	1418	1506		1448			1518	1606		1548			1618	1706		1648		
Coseley (CSY)	d	1423			1453			1523			1553			1623			1653		
Tipton (TIP)	d	1426			1456			1526			1556			1626			1656		
Dudley Port (DDP)	d	1429			1459			1529			1559			1629			1659		
Sandwell & Dudley (SAD)	d	1433			1503			1533			1603			1633			1703		
Smethwick Galton Bridge (SGB)	d	1436			1506			1536			1606			1636			1706		
Smethwick Rolfe Street (SMR)	d	1438			1508			1538			1608			1638			1708		
Birmingham International (BHI)	d			1452		1521				1552		1621				1652		1721	
Marston Green (MGN)	d			1455		1524				1555		1624				1655		1724	
Lea Hall (LEH)	d			1459		1528				1559		1628				1659		1728	
Stechford (SCF)	d			1502		1531				1602		1631				1702		1731	
Adderley Park (ADD)	d					1534						1634						1734	
Birmingham New Street (BHM)	d	1452	1500		1515	1530	1545	1552	1600		1615	1630	1645	1652	1700		1715	1730	1745
Duddeston (DUD)	d		1505			1535			1605			1635			1705			1735	
Aston (AST)	d		1508			1538			1608			1638			1708			1738	
Witton (WTT)	d		1510			1540			1610			1640			1710			1740	
Perry Barr (PRY)	d		1512			1542			1612			1642			1712			1742	
Hamstead (HSD)	d		1516			1546			1616			1646			1716			1746	
Tame Bridge Parkway (TAB)	d	1506	1520	1520a	1529	1550	1559	1606	1620	1620a	1629	1650	1659	1706	1720	1720a	1729	1750	1759
Bescot Stadium (BSC)	d		1522			1552			1622			1652			1722			1752	
Walsall (WSL)	a		1527		1537	1557	1607		1627		1637	1657	1707		1727		1737	1757	1807
Walsall (WSL)	d				1538		1608				1638		1708				1738		1808
Bloxwich (BLX)	d				1544		1614				1644		1714				1744		1814
Bloxwich North (BWN)	d				1546		1616				1646		1716				1746		1816
Landywood (LAW)	d				1550		1620				1650		1720				1750		1820
Cannock (CAO)	d				1554		1624				1654		1724				1754		1824
Hednesford (HNF)	d				1558		1628				1658		1728				1758		1828
Rugeley Town (RGT)	d				1605		1635				1705		1735				1805		1835
Rugeley Trent Valley (RGL)	a				1609		1639				1709		1739				1809		1839

NOTES (see introductory pages for explanation of train operator codes and standard symbols)

- a Arrival time
- d Departure time
- A To Crewe, see table 076
- B From Crewe, see table 076

Wolverhampton and Birmingham to Walsall, Cannock and Rugeley

Saturdays

Operator Train ID Days of operation/Notes	LM	LM	LM	LM	LM	LM	LM	LM	LM	LM	LM	LM	LM	LM	LM	LM	LM	LM	
	2K62 A	2A45	2G58 B	2H71	2A47	2H73	2K64 A	2A49	2G60 B	2H75	2A51	2H77	2K66 A	2A53	2G62 B	2H79	2A55	2H81	
Wolverhampton (WVH)	d	1718	1806		1748			1818	1906		1848			1918	2006		1948		
Coseley (CSY)	d	1723			1753			1823			1853			1923			1953		
Tipton (TIP)	d	1726			1756			1826			1856			1926			1956		
Dudley Port (DDP)	d	1729			1759			1829			1859			1929			1959		
Sandwell & Dudley (SAD)	d	1733			1803			1833			1903			1933			2003		
Smethwick Galton Bridge (SGB)	d	1736			1806			1836			1906			1936			2006		
Smethwick Rolfe Street (SMR)	d	1738			1808			1838			1908			1938			2008		
Birmingham International (BHI)	d			1752		1821				1852		1921				1952		2021	
Marston Green (MGN)	d			1755		1824				1855		1924				1955		2024	
Lea Hall (LEH)	d			1759		1828				1859		1928				1959		2028	
Stechford (SCF)	d			1802		1831				1902		1931				2002		2031	
Adderley Park (ADD)	d					1834						1934						2034	
Birmingham New Street (BHM)	d	1752	1800		1815	1830	1845	1852	1900		1915	1930	1945	1952	2000		2015	2030	2045
Duddeston (DUD)	d		1805			1835			1905			1935			2005			2035	
Aston (AST)	d		1808			1838			1908			1938			2008			2038	
Witton (WTT)	d		1810			1840			1910			1940			2010			2040	
Perry Barr (PRY)	d		1812			1842			1912			1942			2012			2042	
Hamstead (HSD)	d		1816			1846			1916			1946			2016			2046	
Tame Bridge Parkway (TAB)	d	1806	1820	1820a	1829	1850	1859	1906	1920	1920a	1929	1959	2006	2020	2020a	2029	2050	2059	
Bescot Stadium (BSC)	d		1822			1852			1922			1952			2022			2052	
Walsall (WSL)	a		1827		1837	1857	1907		1927		1937	1957	2007		2027		2037	2057	2107
Walsall (WSL)	d				1838		1908				1938	2008					2038		2108
Bloxwich (BLX)	d				1844		1914				1944	2014					2044		2114
Bloxwich North (BWN)	d				1846		1916				1946	2016					2046		2116
Landywood (LAW)	d				1850		1920				1950	2020					2050		2120
Cannock (CAO)	d				1854		1924				1954	2024					2054		2124
Hednesford (HNF)	d				1858		1928				1958	2028					2058		2128
Rugeley Town (RGT)	d				1905		1935				2005	2035					2105		2135
Rugeley Trent Valley (RGL)	a				1909		1939				2009	2039					2109		2139





Operator Train ID Days of operation/Notes	LM	LM	LM	LM	LM	LM	LM	LM	LM	
	2K68 A	2G64 B	2A57	2H83	2A59	2H85	2A61	2H17	2H19	
Wolverhampton (WVH)	d	2105	2018		2048		2118		2248	
Coseley (CSY)	d		2023		2053		2123		2253	
Tipton (TIP)	d		2026		2056		2126		2256	
Dudley Port (DDP)	d		2029		2059		2129		2259	
Sandwell & Dudley (SAD)	d		2033		2103		2133		2303	
Smethwick Galton Bridge (SGB)	d		2036		2106		2136		2306	
Smethwick Rolfe Street (SMR)	d		2038		2108		2138		2308	
Birmingham International (BHI)	d			2052		2121		2202		
Marston Green (MGN)	d			2055		2124		2205		
Lea Hall (LEH)	d			2059		2128		2209		
Stechford (SCF)	d			2102		2131		2212		
Adderley Park (ADD)	d					2134		2215		
Birmingham New Street (BHM)	d	2052		2100	2115	2130	2145	2200	2226	2319
Duddeston (DUD)	d			2105		2135		2205	2231	2324
Aston (AST)	d			2108		2138		2208	2234	2327
Witton (WTT)	d			2110		2140		2210	2236	2329
Perry Barr (PRY)	d			2112		2142		2212	2238	2331
Hamstead (HSD)	d			2116		2146		2216	2242	2334
Tame Bridge Parkway (TAB)	d	2106	2119a	2120	2129	2150	2159	2220	2246	2338
Bescot Stadium (BSC)	d			2122		2152		2222	2248	2340
Walsall (WSL)	a			2127	2137	2157	2207	2227	2252	2345
Walsall (WSL)	d				2138		2208		2253	2345
Bloxwich (BLX)	d				2144		2214		2259	2351
Bloxwich North (BWN)	d				2146		2216		2301	2353
Landywood (LAW)	d				2150		2220		2304	2357
Cannock (CAO)	d				2154		2224		2308	0002
Hednesford (HNF)	d				2158		2228		2312	0005a
Rugeley Town (RGT)	d				2205		2235		2319	
Rugeley Trent Valley (RGL)	a				2209		2239		2323	





NOTES (see introductory pages for explanation of train operator codes and standard symbols)

- a Arrival time
- d Departure time
- A To Crewe, see table 076
- B From Crewe, see table 076

Wolverhampton and Birmingham to Walsall, Cannock and Rugeley

Sundays

Operator Train ID Days of operation/Notes	LM	LM	LM	LM	LM	LM	LM	LM	LM	LM	LM	LM	LM	LM	LM	LM	LM	LM
	2H19	2H01	2A09	2H47	2K46 A	2A13	2G42 B	2H49	2K48 A	2A17	2G44 B	2H51	2K50 A	2A21	2G46 B	2H53	2K52 A	2A25
Wolverhampton (WVH)  d		0813	0818			0918	1009			1018	1106			1118	1206			1218
Coseley (CSY) d		0818	0823			0923				1023				1123				1223
Tipton (TIP) d			0826			0926				1026				1126				1226
Dudley Port (DDP) d			0829			0929				1029				1129				1229
Sandwell & Dudley (SAD) d		0825	0833			0933				1033				1133				1233
Smethwick Galton Bridge (SGB)  d		0828	0836			0936				1036				1136				1236
Smethwick Rolfe Street (SMR) d			0838			0938				1038				1138				1238
Birmingham International (BHI)  ← d								1021				1121				1221		
Marston Green (MGN) d								1024				1124				1224		
Lea Hall (LEH) d								1028				1128				1228		
Stechford (SCF) d								1031				1131				1231		
Adderley Park (ADD) d								1034				1134				1234		
Birmingham New Street (BHM)  d		0845	0900	0945	0952	1000		1045	1052	1100		1145	1152	1200		1245	1252	1300
Duddeston (DUD) d			0905			1005				1105				1205				1305
Aston (AST) d			0908			1008				1108				1208				1308
Witton (WTT) d			0910			1010				1110				1210				1310
Perry Barr (PRY) d			0912			1012				1112				1212				1312
Hamstead (HSD) d			0916			1016				1116				1216				1316
Tame Bridge Parkway (TAB) d		0859	0920	0959	1006	1020	1021a	1059	1106	1120	1120a	1159	1207	1220	1220a	1259	1306	1320
Bescot Stadium (BSC) d			0922			1022				1122				1222				1322
Walsall (WSL) a		0906	0926	1006		1026		1106		1126		1206		1226		1306		1326
Walsall (WSL) d		0907		1007				1107				1207				1307		
Bloxwich (BLX) d		0913		1013				1113				1213				1313		
Bloxwich North (BWN) d		0915		1015				1115				1215				1315		
Landywood (LAW) d		0918		1018				1118				1218				1318		
Cannock (CAO) d	0002	0922		1022				1122				1222				1322		
Hednesford (HNF) d	0005a	0926		1026				1126				1226				1326		
Rugeley Town (RGT) d		0933		1033				1133				1233				1333		
Rugeley Trent Valley (RGL) a		0937		1037				1137				1237				1337		

Operator Train ID Days of operation/Notes	LM	LM	LM	LM	LM	LM	LM	LM	LM	LM	LM	LM	LM	LM	LM	LM	LM	LM
	2G48 B	2H55	2K54 A	2A29	2G50 B	2H57	2K56 A	2A33	2G52 B	2H59	2K58 A	2A37	2G54 B	2H61	2K60 A	2A41	2G56 B	2H63
Wolverhampton (WVH)  d	1306			1318	1406			1418	1506			1518	1606			1618	1706	
Coseley (CSY) d				1323				1423				1523				1623		
Tipton (TIP) d				1326				1426				1526				1626		
Dudley Port (DDP) d				1329				1429				1529				1629		
Sandwell & Dudley (SAD) d				1333				1433				1533				1633		
Smethwick Galton Bridge (SGB)  d				1336				1436				1536				1636		
Smethwick Rolfe Street (SMR) d				1338				1438				1538				1638		
Birmingham International (BHI)  ← d		1321				1421				1521				1621				1721
Marston Green (MGN) d		1324				1424				1524				1624				1724
Lea Hall (LEH) d		1328				1428				1528				1628				1728
Stechford (SCF) d		1331				1431				1531				1631				1731
Adderley Park (ADD) d		1334				1434				1534				1634				1734
Birmingham New Street (BHM)  d		1345	1352	1400		1445	1452	1500		1545	1552	1600		1645	1652	1700		1745
Duddeston (DUD) d				1405				1505				1605				1705		
Aston (AST) d				1408				1508				1608				1708		
Witton (WTT) d				1410				1510				1610				1710		
Perry Barr (PRY) d				1412				1512				1612				1712		
Hamstead (HSD) d				1416				1516				1616				1716		
Tame Bridge Parkway (TAB) d	1320a	1359	1406	1420	1420a	1459	1506	1520	1520a	1559	1606	1620	1620a	1659	1706	1720	1720a	1759
Bescot Stadium (BSC) d				1422				1522				1622				1722		
Walsall (WSL) a		1406		1426		1506		1526		1606		1626		1706		1726		1806
Walsall (WSL) d		1407				1507				1607				1707				1807
Bloxwich (BLX) d		1413				1513				1613				1713				1813
Bloxwich North (BWN) d		1415				1515				1615				1715				1815
Landywood (LAW) d		1418				1518				1618				1718				1818
Cannock (CAO) d		1422				1522				1622				1722				1822
Hednesford (HNF) d		1426				1526				1626				1726				1826
Rugeley Town (RGT) d		1433				1533				1633				1733				1833
Rugeley Trent Valley (RGL) a		1437				1537				1637				1737				1837

NOTES (see introductory pages for explanation of train operator codes and standard symbols)

- a Arrival time
- d Departure time
- A To Crewe, see table 076
- B From Crewe, see table 076

Wolverhampton and Birmingham to Walsall, Cannock and Rugeley

Sundays

Operator Train ID Days of operation/Notes	LM	LM	LM	LM	LM	LM	LM	LM	LM	LM	LM	LM	LM	LM	LM	LM	LM	LM
	2K62 A	2A45	2G58 B	2H65	2K64 A	2A49	2G60 B	2H67	2K66 A	2A53	2G62 B	2H69	2K68 A	2A57	2G64 B	2H71	2A61	2G66 B
Wolverhampton (WVH) d		1718	1806			1818	1906			1918	2006			2018	2106		2118	2206
Coseley (CSY) d		1723				1823				1923				2023			2123	
Tipton (TIP) d		1726				1826				1926				2026			2126	
Dudley Port (DDP) d		1729				1829				1929				2029			2129	
Sandwell & Dudley (SAD) d		1733				1833				1933				2033			2133	
Smethwick Galton Bridge (SGB) d		1736				1836				1936				2036			2136	
Smethwick Rolfe Street (SMR) d		1738				1838				1938				2038			2138	
Birmingham International (BHI) ← d				1821				1921				2021				2121		
Marston Green (MGN) d				1824				1924				2024				2124		
Lea Hall (LEH) d				1828				1928				2028				2128		
Stechford (SCF) d				1831				1931				2031				2131		
Adderley Park (ADD) d				1834				1934				2034				2134		
Birmingham New Street (BHM) d	1752	1800		1845	1852	1900		1945	1952	2000		2045	2052	2100		2145	2200	
Duddeston (DUD) d		1805				1905				2005				2105			2205	
Aston (AST) d		1808				1908				2008				2108			2208	
Witton (WTT) d		1810				1910				2010				2110			2210	
Perry Barr (PRY) d		1812				1912				2012				2112			2212	
Hamstead (HSD) d		1816				1916				2016				2116			2216	
Tame Bridge Parkway (TAB) d	1806	1820	1820a	1859	1906	1920	1920a	1959	2006	2020	2020a	2059	2106	2120	2120a	2159	2220	2220a
Bescot Stadium (BSC) d		1822				1922				2022				2122			2222	
Walsall (WSL) a		1826		1906		1926		2006		2026		2106		2126		2206	2226	
Walsall (WSL) d				1907				2007				2107				2207		
Bloxwich (BLX) d				1913				2013				2113				2213		
Bloxwich North (BWN) d				1915				2015				2115				2215		
Landywood (LAW) d				1918				2018				2118				2218		
Cannock (CAO) d				1922				2022				2122				2222		
Hednesford (HNF) d				1926				2026				2126				2226		
Rugeley Town (RGT) d				1933				2033				2133				2233		
Rugeley Trent Valley (RGL) a				1937				2037				2137				2237		

Operator Train ID	LM 2H73	LM 2A65	LM 2A67
Wolverhampton (WVH) d		2218	2303
Coseley (CSY) d		2223	2308
Tipton (TIP) d		2226	2311
Dudley Port (DDP) d		2229	2314
Sandwell & Dudley (SAD) d		2233	2318
Smethwick Galton Bridge (SGB) d		2236	2321
Smethwick Rolfe Street (SMR) d		2238	2323
Birmingham International (BHI) ← d			
Marston Green (MGN) d			
Lea Hall (LEH) d			
Stechford (SCF) d			
Adderley Park (ADD) d			
Birmingham New Street (BHM) d	2245	2300	2333
Duddeston (DUD) d		2305	2338
Aston (AST) d		2308	2341
Witton (WTT) d		2310	2343
Perry Barr (PRY) d		2312	2345
Hamstead (HSD) d		2316	2348
Tame Bridge Parkway (TAB) d	2259	2320	2352
Bescot Stadium (BSC) d		2322	2354
Walsall (WSL) a	2305	2326	2358
Walsall (WSL) d		2306	
Bloxwich (BLX) d		2312	
Bloxwich North (BWN) d		2314	
Landywood (LAW) d		2317	
Cannock (CAO) d		2321	
Hednesford (HNF) d		2325	
Rugeley Town (RGT) d		2332	
Rugeley Trent Valley (RGL) a		2336	

NOTES (see introductory pages for explanation of train operator codes and standard symbols)

- a Arrival time
- d Departure time
- A To Crewe, see table 076
- B From Crewe, see table 076

Rugeley, Cannock and Walsall to Birmingham and Wolverhampton

Mondays to Fridays

Operator Train ID Days of operation/Notes	LM	LM	LM	LM	LM	LM	LM	LM	LM	LM	LM	LM	LM	LM	LM	LM	LM	LM
	2K38 A	2W02	2A02	2I24	2K40 A	2W06	2G30 B	2I26	2W08	2I30	2K42 A	2W10	2G32 B	2I32	2W12	2I34	2K44 A	2W14
Rugeley Trent Valley (RGL)	d		0602	0622				0650		0720				0750		0820		
Rugeley Town (RGT)	d		0605	0625				0653		0723				0753		0823		
Hednesford (HNF)	d		0612	0632				0700		0730				0800		0830		
Cannock (CAO)	d		0615	0635				0703		0733				0803		0833		
Landywood (LAW)	d		0619	0638				0707		0737				0807		0837		
Bloxwich North (BWN)	d		0623	0643				0711		0741				0811		0841		
Bloxwich (BLX)	d		0626	0645				0714		0744				0814		0844		
Walsall (WSL)	a		0631	0650				0719		0749				0820		0849		
Walsall (WSL)	d		0559	0632	0651		0707		0720	0737	0750		0807		0820	0837	0850	0907
Bescot Stadium (BSC)	d		0606c	0636			0711		0726	0741			0811		0841		0911	
Tame Bridge Parkway (TAB)	d	0606	0609	0638	0656	0705	0714	0722	0726	0744	0756	0806	0814	0820	0826	0844	0856	0906
Hamstead (HSD)	d		0613	0642			0718			0748			0818		0848		0918	
Perry Barr (PRY)	d		0616	0645			0721			0751			0821		0851		0921	
Witton (WTT)	d		0618	0648			0723			0753			0823		0853		0923	
Aston (AST)	d		0621	0650			0727			0757			0827		0857		0927	
Duddeston (DUD)	d		0624	0653			0729			0759			0829		0859		0929	
Birmingham New Street (BHM)	a		0629	0658	0712		0734	0739	0742	0804	0812		0834	0839	0842	0904	0912	0934
Adderley Park (ADD)	a								0754					0854				
Stechford (SCF)	a				0731				0758				0831		0858		0931	
Lea Hall (LEH)	a				0734				0801				0834		0901		0934	
Marston Green (MGN)	a				0737				0804				0837		0904		0937	
Birmingham International (BHI)	a				0741				0808				0841		0908		0941	
Smethwick Rolfe Street (SMR)	a		0647				0747			0817			0847		0917		0947	
Smethwick Galton Bridge (SGB)	a		0649				0749			0819			0849		0919		0949	
Sandwell & Dudley (SAD)	a		0652				0752			0822			0852		0922		0952	
Dudley Port (DDP)	a		0656				0756			0826			0856		0926		0956	
Tipton (TIP)	a		0659				0759			0829			0859		0929		0959	
Coseley (CSY)	a		0702				0802			0832			0902		0932		1002	
Wolverhampton (WVH)	a	0623	0707			0722	0807			0837		0825	0907		0937		0922	1007





Operator Train ID Days of operation/Notes	LM	LM	LM	LM	LM	LM	LM	LM	LM	LM	LM	LM	LM	LM	LM	LM	LM	LM
	2G36 B	2I36	2W16	2I38	2K46 A	2W18	2G40 B	2I40	2W20	2I42	2K48 A	2W22	2G44 B	2I44	2W24	2I46	2K50 A	2W26
Rugeley Trent Valley (RGL)	d	0850		0920				0950		1020				1050		1120		
Rugeley Town (RGT)	d	0853		0923				0953		1023				1053		1123		
Hednesford (HNF)	d	0900		0930				1000		1030				1100		1130		
Cannock (CAO)	d	0903		0933				1003		1033				1103		1133		
Landywood (LAW)	d	0907		0937				1007		1037				1107		1137		
Bloxwich North (BWN)	d	0911		0941				1011		1041				1111		1141		
Bloxwich (BLX)	d	0914		0944				1014		1044				1114		1144		
Walsall (WSL)	a	0920		0949				1020		1049				1119		1149		
Walsall (WSL)	d	0920	0937	0950		1007		1020	1037	1050		1107		1120	1137	1150		1207
Bescot Stadium (BSC)	d		0941			1011			1041			1111			1141			1211
Tame Bridge Parkway (TAB)	d	0920	0926	0944	0956	1006	1014	1020	1026	1044	1056	1106	1114	1120	1126	1144	1156	1206
Hamstead (HSD)	d		0948			1018			1048			1118			1148			1218
Perry Barr (PRY)	d		0951			1021			1051			1121			1151			1221
Witton (WTT)	d		0953			1023			1053			1123			1153			1223
Aston (AST)	d		0957			1027			1057			1127			1157			1227
Duddeston (DUD)	d		0959			1029			1059			1129			1159			1229
Birmingham New Street (BHM)	a	0939	0942	1004	1012	1034	1039	1042	1104	1112		1134	1139	1142	1204	1212		1234
Adderley Park (ADD)	a		0954					1054						1154				
Stechford (SCF)	a		0958		1031			1058		1131				1158		1231		
Lea Hall (LEH)	a		1001		1034			1101		1134				1201		1234		
Marston Green (MGN)	a		1004		1037			1104		1137				1204		1237		
Birmingham International (BHI)	a		1008		1041			1108		1141				1208		1241		
Smethwick Rolfe Street (SMR)	a			1017			1047			1117			1147		1217			1247
Smethwick Galton Bridge (SGB)	a			1019			1049			1119			1149		1219			1249
Sandwell & Dudley (SAD)	a			1022			1052			1122			1152		1222			1252
Dudley Port (DDP)	a			1026			1056			1126			1156		1226			1256
Tipton (TIP)	a			1029			1059			1129			1159		1229			1259
Coseley (CSY)	a			1032			1102			1132			1202		1232			1302
Wolverhampton (WVH)	a			1037		1025	1107			1137		1125	1207		1237		1225	1307





NOTES (see introductory pages for explanation of train operator codes and standard symbols)

- a Arrival time
- d Departure time
- c Arrives 3 minutes earlier
- A To Crewe, see table 076
- B From Crewe, see table 076

Rugeley, Cannock and Walsall to Birmingham and Wolverhampton

Mondays to Fridays

Operator Train ID Days of operation/Notes	LM	LM	LM	LM	LM	LM	LM	LM	LM	LM	LM	LM	LM	LM	LM	LM	LM	LM	
	2G46 B	2I48	2W28	2I50	2K52 A	2W30	2G48 B	2I52	2W32	2I54	2K54 A	2W34	2G50 B	2I56	2W36	2I58	2K56 A	2W38	
Rugeley Trent Valley (RGL)	d							1250								1420			
Rugeley Town (RGT)	d							1253		1323					1423				
Hednesford (HNF)	d							1300		1330					1430				
Cannock (CAO)	d							1303		1333					1433				
Landywood (LAW)	d							1307		1337					1437				
Bloxwich North (BWN)	d							1311		1341					1441				
Bloxwich (BLX)	d							1314		1344					1444				
Walsall (WSL)	a							1319		1349					1450				
Walsall (WSL)	d		1220	1237	1250			1307		1320	1337	1350		1407		1420	1437	1450	1507
Bescot Stadium (BSC)	d			1241				1311		1341				1411		1441		1511	
Tame Bridge Parkway (TAB)	d	1220	1226	1244	1256	1306	1314	1320	1326	1344	1356	1406	1414	1420	1426	1444	1456	1506	1514
Hamstead (HSD)	d			1248				1318		1348				1418		1448		1518	
Perry Barr (PRY)	d			1251				1321		1351				1421		1451		1521	
Witton (WTT)	d			1253				1323		1353				1423		1453		1523	
Aston (AST)	d			1257				1327		1357				1427		1457		1527	
Duddeston (DUD)	d			1259				1329		1359				1429		1459		1529	
Birmingham New Street (BHM) 	a	1239	1243	1304	1311		1334	1339	1343	1404	1412		1434	1439	1442	1504	1512		1534
Adderley Park (ADD)	a			1254				1354						1454					
Stechford (SCF)	a			1258				1358		1431				1458		1531			
Lea Hall (LEH)	a			1301				1401		1434				1501		1534			
Marston Green (MGN)	a			1304				1404		1437				1504		1537			
Birmingham International (BHI) 	a			1308				1408		1441				1508		1541			
Smethwick Rolfe Street (SMR)	a				1317			1347		1417			1447		1517				1547
Smethwick Galton Bridge (SGB) 	a				1319			1349		1419			1449		1519				1549
Sandwell & Dudley (SAD)	a				1322			1352		1422			1452		1522				1552
Dudley Port (DDP)	a				1326			1356		1426			1456		1526				1556
Tipton (TIP)	a				1329			1359		1429			1459		1529				1559
Coseley (CSY)	a				1332			1402		1432			1502		1532				1602
Wolverhampton (WVH) 	a				1337		1325	1407		1437		1425	1507		1537		1525	1607	

Operator Train ID Days of operation/Notes	LM	LM	LM	LM	LM	LM	LM	LM	LM	LM	LM	LM	LM	LM	LM	LM	LM	LM	
	2G52 B	2I60	2W40	2I62	2K58 A	2W42	2G54 B	2I64	2W44	2I66	2K60 A	2W46	2G56 B	2I68	2W48	2I70	2K62 A	2W50	
Rugeley Trent Valley (RGL)	d							1550											
Rugeley Town (RGT)	d							1553		1623									
Hednesford (HNF)	d							1600		1630									
Cannock (CAO)	d							1603		1633									
Landywood (LAW)	d							1607		1637									
Bloxwich North (BWN)	d							1611		1641									
Bloxwich (BLX)	d							1614		1644									
Walsall (WSL)	a							1619		1649									
Walsall (WSL)	d		1520	1537	1550			1607		1620	1637	1650		1707		1737	1750	1807	
Bescot Stadium (BSC)	d			1541				1611		1641				1711		1741		1811	
Tame Bridge Parkway (TAB)	d	1520	1526	1544	1556	1606	1614	1620	1626	1644	1656	1706	1714	1720	1726	1744	1756	1806	1814
Hamstead (HSD)	d			1548				1618		1648				1718		1748		1818	
Perry Barr (PRY)	d			1551				1621		1651				1721		1751		1821	
Witton (WTT)	d			1553				1623		1653				1723		1753		1823	
Aston (AST)	d			1557				1627		1657				1727		1757		1827	
Duddeston (DUD)	d			1559				1629		1659				1729		1759		1829	
Birmingham New Street (BHM) 	a	1539	1542	1604	1612		1634	1639	1642	1704	1712		1734	1739	1742	1804	1812		1834
Adderley Park (ADD)	a			1554				1654						1754					
Stechford (SCF)	a			1558				1658		1731				1758		1831			
Lea Hall (LEH)	a			1601				1701		1734				1801		1834			
Marston Green (MGN)	a			1604				1704		1737				1804		1837			
Birmingham International (BHI) 	a			1608				1708		1741				1808		1841			
Smethwick Rolfe Street (SMR)	a				1617			1647		1717			1747		1817				1847
Smethwick Galton Bridge (SGB) 	a				1619			1649		1719			1749		1819				1849
Sandwell & Dudley (SAD)	a				1622			1652		1722			1752		1822				1852
Dudley Port (DDP)	a				1626			1656		1726			1756		1826				1856
Tipton (TIP)	a				1629			1659		1729			1759		1829				1859
Coseley (CSY)	a				1632			1702		1732			1802		1832				1902
Wolverhampton (WVH) 	a				1637		1625	1707		1737		1725	1807		1837		1822	1907	

NOTES (see introductory pages for explanation of train operator codes and standard symbols)

- a Arrival time
- d Departure time
- A To Crewe, see table 076
- B From Crewe, see table 076

Rugeley, Cannock and Walsall to Birmingham and Wolverhampton

Mondays to Fridays

Operator Train ID Days of operation/Notes	LM	LM	LM	LM	LM	LM	LM	LM	LM	LM	LM	LM	LM	LM	LM	LM	LM	LM		
	2G58 B	2I72	2W52	2I74	2K64 A	2W54	2G60 B	2I76	2W56	2I78	2K66 A	2W58	2G62 B	2I80	2W60	2I82	2K68 A	2W62		
Rugeley Trent Valley (RGL)	d		1750		1820					1850			1920				1950		2020	
Rugeley Town (RGT)	d		1753		1823					1853			1923				1953		2023	
Hednesford (HNF)	d		1800		1830					1900			1930				2000		2030	
Cannock (CAO)	d		1803		1833					1903			1933				2003		2033	
Landywood (LAW)	d		1807		1837					1907			1937				2007		2037	
Bloxwich North (BWN)	d		1811		1841					1911			1941				2011		2041	
Bloxwich (BLX)	d		1814		1844					1914			1944				2014		2044	
Walsall (WSL)	a		1820		1849					1919			1949				2019		2049	
Walsall (WSL)	d		1820	1837	1850			1907		1920	1937	1950		2007		2020	2037	2050		2107
Bescot Stadium (BSC)	d			1841				1911			1941			2011			2041			2111
Tame Bridge Parkway (TAB)	d	1820	1826	1844	1856	1906	1914	1920	1926	1944	1956	2006	2014	2020	2026	2044	2056	2106	2114	
Hamstead (HSD)	d			1848				1918			1948			2018			2048			2118
Perry Barr (PRY)	d			1851				1921			1951			2021			2051			2121
Witton (WTT)	d			1853				1923			1953			2023			2053			2123
Aston (AST)	d			1857				1927			1957			2027			2057			2127
Duddeston (DUD)	d			1859				1929			1959			2029			2059			2129
Birmingham New Street (BHM)	a	1839	1842	1904	1912		1934	1939	1942	2004	2011		2034	2039	2042	2104	2112			2134
Adderley Park (ADD)	a		1854						1954						2054		2128			
Stechford (SCF)	a		1858		1931				1958		2031				2058		2132			
Lea Hall (LEH)	a		1901		1934				2001		2034				2101		2135			
Marston Green (MGN)	a		1904		1937				2004		2037				2104		2138			
Birmingham International (BHI)	a		1908		1941				2008		2041				2108		2142			
Smethwick Rolfe Street (SMR)	a			1917				1947			2017			2047		2117				2147
Smethwick Galton Bridge (SGB)	a			1919				1949			2019			2049		2119				2149
Sandwell & Dudley (SAD)	a			1922				1952			2022			2052		2122				2152
Dudley Port (DDP)	a			1926				1956			2026			2056		2126				2156
Tipton (TIP)	a			1929				1959			2029			2059		2129				2159
Coseley (CSY)	a			1932				2002			2032			2102		2132				2202
Wolverhampton (WVH)	a			1937		1925	2007				2037		2025	2107		2137		2125		2207

Operator Train ID Days of operation/Notes	LM	LM	LM	LM	LM	LM	LM	LM	LM	LM	
	2G64 B	2I84	2W64	2H86	2K70 A	2W66	2H88	2A88	2A90	2W72	
Rugeley Trent Valley (RGL)	d		2050		2120				2150	2230	2300
Rugeley Town (RGT)	d		2053		2123				2153	2233	2303
Hednesford (HNF)	d		2100		2130				2200	2240	2310
Cannock (CAO)	d		2103		2133				2203	2243	2313
Landywood (LAW)	d		2107		2137				2207	2247	2317
Bloxwich North (BWN)	d		2111		2141				2211	2251	2321
Bloxwich (BLX)	d		2114		2144				2214	2254	2324
Walsall (WSL)	a		2119		2149				2220	2300	2329
Walsall (WSL)	d		2120	2137	2150		2202	2220	2235	2308	2332
Bescot Stadium (BSC)	d			2141			2206		2238	2312	2336
Tame Bridge Parkway (TAB)	d	2120	2126	2144	2156	2206	2208	2228	2241	2315	2339
Hamstead (HSD)	d			2148			2212		2244	2319	2343
Perry Barr (PRY)	d			2151			2215		2247	2322	2346
Witton (WTT)	d			2153			2218		2249	2325	2348
Aston (AST)	d			2157			2221		2252	2328	2352
Duddeston (DUD)	d			2159			2224		2254	2331	2355
Birmingham New Street (BHM)	a	2139	2142	2204	2211		2234	2244	2259	2336	2359
Adderley Park (ADD)	a		2151								
Stechford (SCF)	a		2155								
Lea Hall (LEH)	a		2158								
Marston Green (MGN)	a		2201								
Birmingham International (BHI)	a		2205								
Smethwick Rolfe Street (SMR)	a			2217			2247				0008
Smethwick Galton Bridge (SGB)	a			2219			2249				0010
Sandwell & Dudley (SAD)	a			2222			2252				0013
Dudley Port (DDP)	a			2226			2256				0017
Tipton (TIP)	a			2229			2259				0020
Coseley (CSY)	a			2232			2302				0023
Wolverhampton (WVH)	a			2237		2222	2307				0028

NOTES (see introductory pages for explanation of train operator codes and standard symbols)

- a Arrival time
- d Departure time
- A To Crewe, see table 076
- B From Crewe, see table 076

Rugeley, Cannock and Walsall to Birmingham and Wolverhampton

Saturdays

Operator Train ID Days of operation/Notes	LM	LM	LM	LM	LM	LM	LM	LM	LM	LM	LM	LM	LM	LM	LM	LM	LM	LM	LM
	2K38 A	2W02	2A02	2I03	2K40 A	2W06	2G30 B	2I04	2W08	2I06	2K42 A	2W10	2G32 B	2I08	2W12	2I10	2K44 A	2W14	
Rugeley Trent Valley (RGL)	d		0602	0620			0650		0720				0750		0820				
Rugeley Town (RGT)	d		0605	0623			0653		0723				0753		0823				
Hednesford (HNF)	d		0612	0630			0700		0730				0800		0830				
Cannock (CAO)	d		0615	0633			0703		0733				0803		0833				
Landywood (LAW)	d		0619	0637			0707		0737				0807		0837				
Bloxwich North (BWN)	d		0623	0641			0711		0741				0811		0841				
Bloxwich (BLX)	d		0626	0644			0714		0744				0814		0844				
Walsall (WSL)	a		0631	0649			0720		0749				0819		0849				
Walsall (WSL)	d		0602	0632	0650		0707		0720	0737	0750		0807		0820	0837	0850	0907	
Bescot Stadium (BSC)	d		0606	0636			0711		0741				0811		0841			0911	
Tame Bridge Parkway (TAB)	d	0606	0609	0638	0656	0706	0714	0720	0726	0744	0756	0806	0814	0820	0826	0844	0856	0906	0914
Hamstead (HSD)	d		0613	0642			0718		0748				0818		0848			0918	
Perry Barr (PRY)	d		0616	0645			0721		0751				0821		0851			0921	
Witton (WTT)	d		0618	0648			0723		0753				0823		0853			0923	
Aston (AST)	d		0621	0650			0727		0757				0827		0857			0927	
Duddeston (DUD)	d		0624	0653			0729		0759				0829		0859			0929	
Birmingham New Street (BHM) 🚉	a		0629	0658	0712		0734	0739	0742	0804	0812		0834	0839	0842	0904	0912		0934
Adderley Park (ADD)	a								0754						0854				
Stechford (SCF)	a				0731				0758				0831		0858		0931		
Lea Hall (LEH)	a				0734				0801				0834		0901		0934		
Marston Green (MGN)	a				0737				0804				0837		0904		0937		
Birmingham International (BHI) ⚡	a				0741				0808				0841		0908		0941		
Smethwick Rolfe Street (SMR)	a		0647				0747		0817				0847		0917				0947
Smethwick Galton Bridge (SGB) 🚏	a		0649				0749		0819				0849		0919				0949
Sandwell & Dudley (SAD)	a		0652				0752		0822				0852		0922				0952
Dudley Port (DDP)	a		0656				0756		0826				0856		0926				0956
Tipton (TIP)	a		0659				0759		0829				0859		0929				0959
Coseley (CSY)	a		0702				0802		0832				0902		0932				1002
Wolverhampton (WVH) 🚉	a	0622	0707		0722	0807			0837			0825	0907		0937		0922		1007

Operator Train ID Days of operation/Notes	LM	LM	LM	LM	LM	LM	LM	LM	LM	LM	LM	LM	LM	LM	LM	LM	LM	LM	LM
	2G36 B	2I12	2W16	2I14	2K46 A	2W18	2G40 B	2I16	2W20	2I18	2K48 A	2W22	2G44 B	2I20	2W24	2I22	2K50 A	2W26	
Rugeley Trent Valley (RGL)	d	0850		0920			0950		1020				1050		1120				
Rugeley Town (RGT)	d	0853		0923			0953		1023				1053		1123				
Hednesford (HNF)	d	0900		0930			1000		1030				1100		1130				
Cannock (CAO)	d	0903		0933			1003		1033				1103		1133				
Landywood (LAW)	d	0907		0937			1007		1037				1107		1137				
Bloxwich North (BWN)	d	0911		0941			1011		1041				1111		1141				
Bloxwich (BLX)	d	0914		0944			1014		1044				1114		1144				
Walsall (WSL)	a	0919		0949			1019		1049				1120		1149				
Walsall (WSL)	d	0920	0937	0950		1007		1020	1037	1050		1107		1120	1137	1150		1207	
Bescot Stadium (BSC)	d		0941			1011		1041		1111				1141				1211	
Tame Bridge Parkway (TAB)	d	0920	0926	0944	0956	1006	1014	1020	1026	1044	1056	1106	1114	1120	1126	1144	1156	1206	1214
Hamstead (HSD)	d		0948			1018		1048		1118				1148				1218	
Perry Barr (PRY)	d		0951			1021		1051		1121				1151				1221	
Witton (WTT)	d		0953			1023		1053		1123				1153				1223	
Aston (AST)	d		0957			1027		1057		1127				1157				1227	
Duddeston (DUD)	d		0959			1029		1059		1129				1159				1229	
Birmingham New Street (BHM) 🚉	a	0939	0942	1004	1012	1034	1039	1042	1104	1112		1134	1139	1142	1204	1212		1234	
Adderley Park (ADD)	a		0954					1054						1154					
Stechford (SCF)	a		0958		1031			1058		1131				1158		1231			
Lea Hall (LEH)	a		1001		1034			1101		1134				1201		1234			
Marston Green (MGN)	a		1004		1037			1104		1137				1204		1237			
Birmingham International (BHI) ⚡	a		1008		1041			1108		1141				1208		1241			
Smethwick Rolfe Street (SMR)	a			1017			1047		1117				1147		1217				1247
Smethwick Galton Bridge (SGB) 🚏	a			1019			1049		1119				1149		1219				1249
Sandwell & Dudley (SAD)	a			1022			1052		1122				1152		1222				1252
Dudley Port (DDP)	a			1026			1056		1126				1156		1226				1256
Tipton (TIP)	a			1029			1059		1129				1159		1229				1259
Coseley (CSY)	a			1032			1102		1132				1202		1232				1302
Wolverhampton (WVH) 🚉	a			1037		1023	1107		1137		1122	1207		1237		1222			1307

NOTES (see introductory pages for explanation of train operator codes and standard symbols)

- a Arrival time
- d Departure time
- A To Crewe, see table 076
- B From Crewe, see table 076

Rugeley, Cannock and Walsall to Birmingham and Wolverhampton

Saturdays

Operator Train ID Days of operation/Notes	LM	LM	LM	LM	LM	LM	LM	LM	LM	LM	LM	LM	LM	LM	LM	LM	LM	LM	LM
	2G46 B	2I24	2W28	2I26	2K52 A	2W30	2G48 B	2I28	2W32	2I30	2K54 A	2W34	2G50 B	2I32	2W36	2I34	2K56 A	2W38	
Rugeley Trent Valley (RGL) d		1150		1220				1250		1320				1350		1420			
Rugeley Town (RGT) d		1153		1223				1253		1323				1353		1423			
Hednesford (HNF) d		1200		1230				1300		1330				1400		1430			
Cannock (CAO) d		1203		1233				1303		1333				1403		1433			
Landywood (LAW) d		1207		1237				1307		1337				1407		1437			
Bloxwich North (BWN) d		1211		1241				1311		1341				1411		1441			
Bloxwich (BLX) d		1214		1244				1314		1344				1414		1444			
Walsall (WSL) a		1219		1250				1319		1349				1419		1449			
Walsall (WSL) d		1220	1237	1250		1307		1320	1337	1350		1407		1420	1437	1450		1507	
Bescot Stadium (BSC) d			1241			1311			1341			1411			1441			1511	
Tame Bridge Parkway (TAB) d	1220	1226	1244	1256	1306	1314	1320	1326	1344	1356	1406	1414	1420	1426	1444	1456	1506	1514	
Hamstead (HSD) d			1248			1318			1348			1418			1448			1518	
Perry Barr (PRY) d			1251			1321			1351			1421			1451			1521	
Witton (WTT) d			1253			1323			1353			1423			1453			1523	
Aston (AST) d			1257			1327			1357			1427			1457			1527	
Duddeston (DUD) d			1259			1329			1359			1429			1459			1529	
Birmingham New Street (BHM) a	1239	1242	1304	1312		1334	1339	1342	1404	1412		1434	1439	1442	1504	1512		1534	
Adderley Park (ADD) a		1254						1354						1454					
Stechford (SCF) a		1258		1331				1358		1431				1458		1531			
Lea Hall (LEH) a		1301		1334				1401		1434				1501		1534			
Marston Green (MGN) a		1304		1337				1404		1437				1504		1537			
Birmingham International (BHI) a		1308		1341				1408		1441				1508		1541			
Smethwick Rolfe Street (SMR) a			1317			1347			1417			1447			1517			1547	
Smethwick Galton Bridge (SGB) a			1319			1349			1419			1449			1519			1549	
Sandwell & Dudley (SAD) a			1322			1352			1422			1452			1522			1552	
Dudley Port (DDP) a			1326			1356			1426			1456			1526			1556	
Tipton (TIP) a			1329			1359			1429			1459			1529			1559	
Coseley (CSY) a			1332			1402			1432			1502			1532			1602	
Wolverhampton (WVH) a			1337		1322	1407			1437		1422	1507			1537		1522	1607	

Operator Train ID Days of operation/Notes	LM	LM	LM	LM	LM	LM	LM	LM	LM	LM	LM	LM	LM	LM	LM	LM	LM	LM	LM
	2G52 B	2I36	2W40	2I38	2K58 A	2W42	2G54 B	2I40	2W44	2I42	2K60 A	2W46	2G56 B	2I44	2W48	2I46	2K62 A	2W50	
Rugeley Trent Valley (RGL) d		1450		1520				1550		1620				1650		1720			
Rugeley Town (RGT) d		1453		1523				1553		1623				1653		1723			
Hednesford (HNF) d		1500		1530				1600		1630				1700		1730			
Cannock (CAO) d		1503		1533				1603		1633				1703		1733			
Landywood (LAW) d		1507		1537				1607		1637				1707		1737			
Bloxwich North (BWN) d		1511		1541				1611		1641				1711		1741			
Bloxwich (BLX) d		1514		1544				1614		1644				1714		1744			
Walsall (WSL) a		1519		1549				1619		1649				1719		1749			
Walsall (WSL) d		1520	1537	1550		1607		1620	1637	1650		1707		1720	1737	1750		1807	
Bescot Stadium (BSC) d			1541			1611			1641			1711			1741			1811	
Tame Bridge Parkway (TAB) d	1520	1526	1544	1556	1606	1614	1620	1626	1644	1656	1706	1714	1720	1726	1744	1756	1806	1814	
Hamstead (HSD) d			1548			1618			1648			1718			1748			1818	
Perry Barr (PRY) d			1551			1621			1651			1721			1751			1821	
Witton (WTT) d			1553			1623			1653			1723			1753			1823	
Aston (AST) d			1557			1627			1657			1727			1757			1827	
Duddeston (DUD) d			1559			1629			1659			1729			1759			1829	
Birmingham New Street (BHM) a	1539	1542	1604	1612		1634	1639	1644	1704	1712		1734	1739	1742	1804	1812		1834	
Adderley Park (ADD) a		1554						1654						1754					
Stechford (SCF) a		1558		1631				1658		1731				1758		1831			
Lea Hall (LEH) a		1601		1634				1701		1734				1801		1834			
Marston Green (MGN) a		1604		1637				1704		1737				1804		1837			
Birmingham International (BHI) a		1608		1641				1708		1741				1808		1841			
Smethwick Rolfe Street (SMR) a			1617			1647			1717			1747			1817			1847	
Smethwick Galton Bridge (SGB) a			1619			1649			1719			1749			1819			1849	
Sandwell & Dudley (SAD) a			1622			1652			1722			1752			1822			1852	
Dudley Port (DDP) a			1626			1656			1726			1756			1826			1856	
Tipton (TIP) a			1629			1659			1729			1759			1829			1859	
Coseley (CSY) a			1632			1702			1732			1802			1832			1902	
Wolverhampton (WVH) a			1637		1622	1707			1737		1722	1807			1837		1822	1907	

NOTES (see introductory pages for explanation of train operator codes and standard symbols)

- a Arrival time
d Departure time
A To Crewe, see table 076
B From Crewe, see table 076

Rugeley, Cannock and Walsall to Birmingham and Wolverhampton

Saturdays

Operator Train ID Days of operation/Notes	LM	LM	LM	LM	LM	LM	LM	LM	LM	LM	LM	LM	LM	LM	LM	LM	LM	LM	
	2G58 B	2I48	2W52	2I50	2K64 A	2W54	2G60 B	2I52	2W56	2I54	2K66 A	2W58	2G62 B	2I56	2W60	2I58	2K68 A	2W62	
Rugeley Trent Valley (RGL)	d		1750		1820				1850		1920			1950		2020			
Rugeley Town (RGT)	d		1753		1823				1853		1923			1953		2023			
Hednesford (HNF)	d		1800		1830				1900		1930			2000		2030			
Cannock (CAO)	d		1803		1833				1903		1933			2003		2033			
Landywood (LAW)	d		1807		1837				1907		1937			2007		2037			
Bloxwich North (BWN)	d		1811		1841				1911		1941			2011		2041			
Bloxwich (BLX)	d		1814		1844				1914		1944			2014		2044			
Walsall (WSL)	a		1819		1849				1919		1949			2019		2049			
Walsall (WSL)	d		1820	1837	1850		1907		1920	1937	1950		2007		2020	2037	2050	2107	
Bescot Stadium (BSC)	d			1841			1911			1941			2011		2041			2111	
Tame Bridge Parkway (TAB)	d	1820	1826	1844	1856	1906	1914	1920	1926	1944	1956	2006	2014	2020	2026	2044	2056	2106	2114
Hamstead (HSD)	d			1848			1918			1948			2018		2048				2118
Perry Barr (PRY)	d			1851			1921			1951			2021		2051				2121
Witton (WTT)	d			1853			1923			1953			2023		2053				2123
Aston (AST)	d			1857			1927			1957			2027		2057				2127
Duddeston (DUD)	d			1859			1929			1959			2029		2059				2129
Birmingham New Street (BHM)	a	1839	1842	1904	1912		1934	1939	1942	2004	2012		2034	2039	2042	2104	2112		2134
Adderley Park (ADD)	a		1854						1954					2054					
Stechford (SCF)	a		1858		1931				1958		2031			2058		2131			
Lea Hall (LEH)	a		1901		1934				2001		2034			2101		2134			
Marston Green (MGN)	a		1904		1937				2004		2037			2104		2137			
Birmingham International (BHI)	a		1908		1941				2008		2041			2108		2141			
Smethwick Rolfe Street (SMR)	a			1917			1947			2017			2047		2117				2147
Smethwick Galton Bridge (SGB)	a			1919			1949			2019			2049		2119				2149
Sandwell & Dudley (SAD)	a			1922			1952			2022			2052		2122				2152
Dudley Port (DDP)	a			1926			1956			2026			2056		2126				2156
Tipton (TIP)	a			1929			1959			2029			2059		2129				2159
Coseley (CSY)	a			1932			2002			2032			2102		2132				2202
Wolverhampton (WVH)	a			1937		1922	2007			2037		2025	2107		2137		2122		2207

Operator Train ID Days of operation/Notes	LM	LM	LM	LM	LM	LM	LM	LM	LM	
	2G64 B	2I60	2W64	2A66	2W66	2A68	2A88	2A90	2A92	
Rugeley Trent Valley (RGL)	d		2050		2120			2146	2230	2300
Rugeley Town (RGT)	d		2053		2123			2149	2233	2303
Hednesford (HNF)	d		2100		2130			2156	2240	2310
Cannock (CAO)	d		2103		2133			2159	2243	2313
Landywood (LAW)	d		2107		2137			2203	2247	2317
Bloxwich North (BWN)	d		2111		2141			2207	2251	2321
Bloxwich (BLX)	d		2114		2144			2210	2254	2324
Walsall (WSL)	a		2119		2149			2215	2259	2329
Walsall (WSL)	d		2120	2137	2150	2202	2216	2232	2304	2331
Bescot Stadium (BSC)	d			2141		2206		2236	2308	2335
Tame Bridge Parkway (TAB)	d	2119	2126	2144	2156	2209	2222	2239	2311	2338
Hamstead (HSD)	d			2148		2213		2243	2315	2342
Perry Barr (PRY)	d			2151		2216		2246	2318	2345
Witton (WTT)	d			2153		2218		2248	2321	2348
Aston (AST)	d			2157		2222		2251	2325	2351
Duddeston (DUD)	d			2200		2224		2254	2328	2354
Birmingham New Street (BHM)	a	2139	2143	2206	2214	2231	2236	2258	2332	2359
Adderley Park (ADD)	a		2154							
Stechford (SCF)	a		2158							
Lea Hall (LEH)	a		2201							
Marston Green (MGN)	a		2204							
Birmingham International (BHI)	a		2208							
Smethwick Rolfe Street (SMR)	a			2217		2247				
Smethwick Galton Bridge (SGB)	a			2219		2249				
Sandwell & Dudley (SAD)	a			2222		2252				
Dudley Port (DDP)	a			2226		2256				
Tipton (TIP)	a			2229		2259				
Coseley (CSY)	a			2232		2302				
Wolverhampton (WVH)	a			2237		2307				

NOTES (see introductory pages for explanation of train operator codes and standard symbols)

- a Arrival time
- d Departure time
- A To Crewe, see table 076
- B From Crewe, see table 076

Rugeley, Cannock and Walsall to Birmingham and Wolverhampton

Sundays

Operator Train ID Days of operation/Notes	LM	LM	LM	LM	LM	LM	LM	LM	LM	LM	LM	LM	LM	LM	LM	LM	LM		
	2W16	2K46 A	2G42 B	2I50	2W20	2K48 A	2G44 B	2I52	2W24	2K50 A	2G46 B	2I54	2W28	2K52 A	2G48 B	2I56	2W32	2K54 A	
Rugeley Trent Valley (RGL)	d			0950				1050				1150				1250			
Rugeley Town (RGT)	d			0953				1053				1153				1253			
Hednesford (HNF)	d			1000				1100				1200				1300			
Cannock (CAO)	d			1003				1103				1203				1303			
Landywood (LAW)	d			1006				1106				1206				1306			
Bloxwich North (BWN)	d			1011				1111				1211				1311			
Bloxwich (BLX)	d			1013				1113				1213				1313			
Walsall (WSL)	a			1019				1119				1219				1319			
Walsall (WSL)	d	0931		1020	1032			1120	1132			1220	1232			1320	1332		
Bescot Stadium (BSC)	d	0935			1036				1136				1236				1336		
Tame Bridge Parkway (TAB)	d	0938	1006	1021	1026	1039	1106	1120	1126	1139	1207	1220	1226	1239	1306	1320	1326	1339	1406
Hamstead (HSD)	d	0942			1043				1143				1243				1343		
Perry Barr (PRY)	d	0945			1046				1146				1246				1346		
Witton (WTT)	d	0947			1048				1148				1248				1348		
Aston (AST)	d	0950			1051				1151				1251				1351		
Duddeston (DUD)	d	0953			1054				1154				1254				1354		
Birmingham New Street (BHM)	a	0958		1039	1042	1100		1139	1143	1200		1239	1243	1300		1339	1342	1400	
Adderley Park (ADD)	a			1054				1154				1254				1354			
Stechford (SCF)	a			1058				1158				1258				1358			
Lea Hall (LEH)	a			1101				1201				1301				1401			
Marston Green (MGN)	a			1104				1204				1304				1404			
Birmingham International (BHI)	a			1108				1208				1308				1408			
Smethwick Rolfe Street (SMR)	a	1017			1117				1217			1317					1417		
Smethwick Galton Bridge (SGB)	a	1019			1119				1219			1319					1419		
Sandwell & Dudley (SAD)	a	1022			1122				1222			1322					1422		
Dudley Port (DDP)	a	1026			1126				1226			1326					1426		
Tipton (TIP)	a	1029			1129				1229			1329					1429		
Coseley (CSY)	a	1032			1132				1232			1332					1432		
Wolverhampton (WVH)	a	1037	1025		1137	1123			1237	1225		1337	1325				1437	1425	





Operator Train ID Days of operation/Notes	LM	LM	LM	LM	LM	LM	LM	LM	LM	LM	LM	LM	LM	LM	LM	LM	LM		
	2G50 B	2I58	2W36	2K56 A	2G52 B	2I60	2W40	2K58 A	2G54 B	2I64	2W44	2K60 A	2G56 B	2I68	2W48	2K62 A	2G58 B	2I72	
Rugeley Trent Valley (RGL)	d	1350				1450				1550				1650				1750	
Rugeley Town (RGT)	d	1353				1453				1553				1653				1753	
Hednesford (HNF)	d	1400				1500				1600				1700				1800	
Cannock (CAO)	d	1403				1503				1603				1703				1803	
Landywood (LAW)	d	1406				1506				1606				1706				1806	
Bloxwich North (BWN)	d	1411				1511				1611				1711				1811	
Bloxwich (BLX)	d	1413				1513				1613				1713				1813	
Walsall (WSL)	a	1419				1519				1619				1719				1819	
Walsall (WSL)	d	1420	1432			1520	1532			1620	1632			1720	1732			1820	
Bescot Stadium (BSC)	d		1436				1536				1636				1736				
Tame Bridge Parkway (TAB)	d	1420	1426	1439	1506	1520	1526	1539	1606	1620	1626	1639	1706	1720	1726	1739	1806	1820	1826
Hamstead (HSD)	d			1443				1543				1643				1743			
Perry Barr (PRY)	d			1446				1546				1646				1746			
Witton (WTT)	d			1448				1548				1648				1748			
Aston (AST)	d			1451				1551				1651				1751			
Duddeston (DUD)	d			1454				1554				1654				1754			
Birmingham New Street (BHM)	a	1439	1442	1501		1539	1542	1600		1639	1642	1701		1739	1742	1801		1839	1842
Adderley Park (ADD)	a			1454			1554			1654				1754					1854
Stechford (SCF)	a			1458			1558			1658				1758					1858
Lea Hall (LEH)	a			1501			1601			1701				1801					1901
Marston Green (MGN)	a			1504			1604			1704				1804					1904
Birmingham International (BHI)	a			1508			1608			1708				1808					1908
Smethwick Rolfe Street (SMR)	a			1517				1617				1717				1817			
Smethwick Galton Bridge (SGB)	a			1519				1619				1719				1819			
Sandwell & Dudley (SAD)	a			1522				1622				1722				1822			
Dudley Port (DDP)	a			1526				1626				1726				1826			
Tipton (TIP)	a			1529				1629				1729				1829			
Coseley (CSY)	a			1532				1632				1732				1832			
Wolverhampton (WVH)	a	1537	1523				1637	1623				1737	1723			1837	1823		

NOTES (see introductory pages for explanation of train operator codes and standard symbols)

- a Arrival time
- d Departure time
- A To Crewe, see table 076
- B From Crewe, see table 076

Rugeley, Cannock and Walsall to Birmingham and Wolverhampton

Sundays

Operator Train ID Days of operation/Notes	LM	LM	LM	LM	LM	LM	LM	LM	LM	LM	LM	LM	LM	LM	LM	LM	LM	LM
	2W52	2K64 A	2G60 B	2I76	2W56	2K66 A	2G62 B	2I80	2W60	2K68 A	2G64 B	2H72	2W64	2G66 B	2H74	2W68	2H76	2A70
Rugeley Trent Valley (RGL) d				1850				1950				2050			2150		2250	
Rugeley Town (RGT) d				1853				1953				2053			2153		2253	
Hednesford (HNF) d				1900				2000				2100			2200		2300	
Cannock (CAO) d				1903				2003				2103			2203		2303	
Landywood (LAW) d				1906				2006				2106			2206		2306	
Bloxwich North (BWN) d				1911				2011				2111			2211		2311	
Bloxwich (BLX) d				1913				2013				2113			2213		2313	
Walsall (WSL) a				1919				2019				2119			2219		2319	
Walsall (WSL) d	1832			1920	1932			2020	2032			2120	2132		2220	2232	2320	2332
Bescot Stadium (BSC) d	1836				1936				2036				2136			2236		2336
Tame Bridge Parkway (TAB) d	1839	1906	1920	1926	1939	2006	2020	2026	2039	2106	2120	2126	2139	2220	2226	2239	2326	2339
Hamstead (HSD) d	1843				1943				2043				2143			2243		2343
Perry Barr (PRY) d	1846				1946				2046				2146			2246		2346
Witton (WTT) d	1848				1948				2048				2148			2248		2348
Aston (AST) d	1851				1951				2051				2151			2251		2351
Duddeston (DUD) d	1854				1954				2054				2154			2254		2354
Birmingham New Street (BHM)  a	1900		1939	1942	2000		2039	2042	2100		2139	2142	2200	2237	2242	2300	2343	2359
Adderley Park (ADD) a				1954				2052										
Stechford (SCF) a				1958				2056										
Lea Hall (LEH) a				2001				2059										
Marston Green (MGN) a				2004				2102										
Birmingham International (BHI)  a				2008				2106										
Smethwick Rolfe Street (SMR) a	1917				2017				2117				2217			2317		
Smethwick Galton Bridge (SGB)  a	1919				2019				2119				2219			2319		
Sandwell & Dudley (SAD) a	1922				2022				2122				2222			2322		
Dudley Port (DDP) a	1926				2026				2126				2226			2326		
Tipton (TIP) a	1929				2029				2129				2229			2329		
Coseley (CSY) a	1932				2032				2132				2232			2332		
Wolverhampton (WVH)  a	1937	1925			2037	2025			2137	2123			2237			2337		

NOTES (see introductory pages for explanation of train operator codes and standard symbols)

- a Arrival time
- d Departure time
- A To Crewe, see table 076
- B From Crewe, see table 076