

Liverpool, Manchester, Sheffield, Nottingham, Birmingham and Leicester to Peterborough and East Anglia

Mondays to Fridays

Operator	EM	EM	XC	XC	EM	LE	XC	EM	XC	XC	EM	LE	XC	XC	EM	XC	EM
Train ID	1L01	2E01	1L26	1K01	1L02	2L71	1L28	1L04	1K03	1L30	1L05	2L73	1K05	1L98	1L06	1K07	1L07
Days of operation/Notes	A	B	◇	◇	C		◇	D	◇	◇			◇	E	F	◇	G
1st Class/Reservations/Bus/Ferry																	
Catering facilities																	
Liverpool Lime Street (LIV)	10 d														0649		0748
Liverpool South Parkway (LPY)	7 d														0659		0759
Widnes (WID)	d														0708		0808
Warrington Central (WAC)	d														0716		0816
Manchester Oxford Road (MCO)	d														0739		0839
Manchester Piccadilly (MAN)	10 d														0743		0843
Stockport (SPT)	d														0755		0854
Sheffield (SHF)	7 a														0836		0935
Sheffield (SHF)	7 d							0642			0744				0840		0940
Chesterfield (CHD)	d							0659			0758				0854		0954
Alfreton (ALF)	d							0710			0809				0905		1005
Langley Mill (LGM)	d							0718			0816						
Ilkeston (ILN)	d							0724			0822						1015
Nottingham (NOT)	8 a							0736			0834				0932		1032
Nottingham (NOT)	8 d	0456	0513			0607		0741			0840				0941		1040
Grantham (GRA)	7 d		0557					0812			0912				1013		1111
Birmingham New Street (BHM)	12 d			0519	0552		0622		0652	0722			0752	0822		0852	
Water Orton (WTO)	d															0903	
Coleshill Parkway (CEH)	d			0533	0606		0636		0706	0735			0806	0836		0907	
Nuneaton (NUN)	d			0549	0621		0651		0724c	0750			0824c	0853e		0924e	
Hinckley (HNK)	d			0555	0628				0730	0757			0830			0930	
Narborough (NBR)	d			0604	0636				0739	0805			0839			0939	
South Wigston (SWS)	d				0641				0744	0810			0844				
Leicester (LEI)	a			0614	0649		0710		0753	0817			0852	0913		0951	
Leicester (LEI)	d			0615			0714			0818				0914			
Melton Mowbray (MMO)	d	0536		0631		0655e	0730			0837				0931			
Oakham (OKM)	d	0549		0643		0707	0742			0849				0942			
Stamford (SMD)	d	0605		0657		0721	0756			0903				0956			
Peterborough (PBO)	8 a	0621	0625	0710		0736	0809	0840		0916	0939			1010	1042		1140
Peterborough (PBO)	8 d	0627		0713		0739	0750	0819	0842	0919	0940	0950		1013	1045		1142
March (MCH)	a	0643		0731		0755	0809	0835		0935		1009		1029			
Ely (ELY)	4 a	0702		0753		0812	0830	0852	0918	0952	1013	1031		1051	1119		1213
Cambridge (CBG)	a			0808			0910			1010				1108			
Stansted Airport (SSD)	a			0841			0942							1141			
Soham (SOJ)	a						0838					1039					
Bury St Edmunds (BSE)	a						0858					1059					
Stowmarket (SMK)	a						0913					1115					
Ipswich (IPS)	a						0927					1128					
Thetford (TTF)	a	0733			0838			0943			1038				1143		1240
Norwich (NRW)	a	0811			0915			1014			1110				1214		1314

For the complete service between Liverpool, Warrington Central and Manchester see table 086

For the complete service between Manchester and Sheffield see table 096

For the complete service between Sheffield and Nottingham see table 053

For the complete service between Nottingham and Grantham see table 058

For the complete service between Peterborough, Ely, Cambridge, Stansted Airport and Norwich see table 013

For the complete service between Peterborough, Ely and Ipswich see table 012

NOTES (see introductory pages for explanation of train operator codes and standard symbols)

- a Arrival time
- d Departure time
- c Arrives 4 minutes earlier
- e Arrives 3 minutes earlier

A Also calls at Loughborough 0511, Brandon 0725, Attleborough 0747 and Wymondham 0754

B Also calls at Bingham 0528, Aslockton 0532 and Bottesford 0539

C Also calls at East Midlands Parkway 0620, Loughborough 0628, Attleborough 0852 and Wymondham 0859

D Also calls at Dronfield 0652

E From Bristol Temple Meads, see table 132

F Also calls at Birchwood 0721 and Dore & Totley 0828

G Also calls at Birchwood 0821

Liverpool, Manchester, Sheffield, Nottingham, Birmingham and Leicester to Peterborough and East Anglia

Mondays to Fridays

Operator Train ID 1st Class/Reservations/Bus/Ferry Catering facilities	LE 2L75	XC 1K09 1◇	XC 1L36 1◇ ⌘	EM 1L08	XC 1K11 1◇	XC 1L38 1◇ ⌘	EM 1L09	LE 2L77	XC 1K13 1◇	XC 1L40 1◇ ⌘	EM 1L10	XC 1K15 1◇	XC 1L42 1◇ ⌘	EM 1L11	LE 2L79	XC 1K17 1◇	XC 1L44 1◇ ⌘
Liverpool Lime Street (LIV)							0951				1051			1151			
Liverpool South Parkway (LPY)							1002				1102			1202			
Widnes (WID)							1010				1110			1210			
Warrington Central (WAC)							1018				1118			1218			
Manchester Oxford Road (MCO)							1039				1139			1239			
Manchester Piccadilly (MAN)							1043				1143			1243			
Stockport (SPT)							1054				1154			1254			
Sheffield (SHF)							1135				1235			1335			
Sheffield (SHF)							1140				1240			1340			
Chesterfield (CHD)							1155				1254			1354			
Alfreton (ALF)							1206				1305			1406			
Langley Mill (LGM)																	
Ilkeston (ILN)																	
Nottingham (NOT)							1233				1334			1435			
Nottingham (NOT)				1139			1239				1339			1439			
Grantham (GRA)				1212			1311				1412			1512			
Birmingham New Street (BHM)		0952	1022		1052	1122			1152	1222		1252	1322			1352	1422
Water Orton (WTO)					1103							1303					
Coleshill Parkway (CEH)		1009	1036		1107	1136			1209	1236		1307	1336			1409	1436
Nuneaton (NUN)		1025	1051		1124	1151			1224	1251		1324e	1351			1424	1451
Hinckley (HNK)		1031			1130				1230			1330				1430	
Narborough (NBR)		1040			1139				1239			1339				1439	
South Wigston (SWS)		1045			1144				1244							1444	
Leicester (LEI)		1051	1112		1151	1210			1250	1310		1351	1410			1451	1510
Leicester (LEI)			1113			1212					1312		1412				1512
Melton Mowbray (MMO)			1130			1228					1328		1428				1528
Oakham (OKM)			1141			1240					1340		1440				1540
Stamford (SMD)			1155			1254					1354		1454				1554
Peterborough (PBO)			1209	1242		1307	1339				1407	1440		1507	1539		1607
Peterborough (PBO)	1150		1214	1243		1316	1341	1350			1416	1441		1516	1541	1550	1620
March (MCH)	1209		1231			1332		1409			1432		1532		1609		1636
Ely (ELY)	1230		1249	1320		1349	1413	1431			1449	1513		1549	1614	1631	1653
Cambridge (CBG)			1305			1408					1505		1608				1710
Stansted Airport (SSD)			1341								1541						1741
Soham (SOJ)	1239							1438								1638	
Bury St Edmunds (BSE)	1259							1459								1659	
Stowmarket (SMK)	1314							1514								1714	
Ipswich (IPS)	1328							1527								1728	
Thetford (TTF)				1347			1438				1542			1639			
Norwich (NRW)				1418			1509				1611			1711			

NOTES (see introductory pages for explanation of train operator codes and standard symbols)

- a Arrival time
- d Departure time
- e Arrives 3 minutes earlier

Liverpool, Manchester, Sheffield, Nottingham, Birmingham and Leicester to Peterborough and East Anglia

Mondays to Fridays

Operator Train ID Days of operation/Notes 1st Class/Reservations/Bus/Ferry Catering facilities	EM 1L12	XC 1K19	XC 1L46	EM 1L13	LE 2L81	XC 1K21	XC 1K23	XC 1L48	EM 1L14 H	XC 1L49	XC 1K35	XC 1L50	EM 1L15 J	LE 2L83 M	XC 1M73 L	XC 1K25	XC 1L52
		1◇	1◇			1◇	1◇	1◇		1◇	1◇	1◇			1◇	1◇	1◇
Liverpool Lime Street (LIV)	10 d	1251		1351					1451				1551				
Liverpool South Parkway (LPY)	7 d	1302		1402					1502				1602				
Widnes (WID)	d	1310		1410					1510				1610				
Warrington Central (WAC)	d	1318		1418					1518				1618				
Manchester Oxford Road (MCO)	d	1339		1439					1539				1639				
Manchester Piccadilly (MAN)	10 d	1343		1443					1543				1643				
Stockport (SPT)	d	1354		1454					1554				1654				
Sheffield (SHF)	7 a	1438		1535					1635				1739				
Sheffield (SHF)	7 d	1443		1540					1640				1745				
Chesterfield (CHD)	d	1458		1555					1656				1801				
Alfreton (ALF)	d	1509		1606					1707				1811				
Langley Mill (LGM)	d																
Ilkeston (ILN)	d	1519															
Nottingham (NOT)	8 a	1533		1634				1730					1834				
Nottingham (NOT)	8 d			1640				1739					1840				
Grantham (GRA)	7 d			1713				1816					1912				
Birmingham New Street (BHM)	12 d	1452	1522			1552	1609	1623		1652	1709	1722			1749	1752	1822
Water Orton (WTO)	d	1503					1620			1720					1759	1803	
Coleshill Parkway (CEH)	d	1507	1536			1609	1624	1636		1706	1724	1736				1807	1836
Nuneaton (NUN)	d	1524 ^e	1551			1624	1640	1651		1725 ^f	1740	1751				1824 ^e	1852
Hinckley (HNK)	d	1530				1630	1647			1732	1747	1757				1830	
Narborough (NBR)	d	1539				1639	1655			1743		1806				1839	
South Wigston (SWS)	d	1544				1644					1759					1844	
Leicester (LEI)	a	1551	1610			1651	1708	1712		1754	1806	1816				1852	1915
Leicester (LEI)	d		1612					1713		1756		1817					1916
Melton Mowbray (MMO)	d		1628					1730		1816		1834					1933
Oakham (OKM)	d		1640					1741		1827		1846					1944
Stamford (SMD)	d		1654					1755		1841		1900					1958
Peterborough (PBO)	8 a		1708	1743				1809	1844	1855		1913	1940				2012
Peterborough (PBO)	8 d		1716	1744	1750			1813	1846	1900		1916	1942	1950			2016
March (MCH)	a		1734		1809			1829	1902	1916		1932		2009			2032
Ely (ELY)	4 a		1756	1817	1829			1849	1919	1934		1952	2013	2031			2049
Cambridge (CBG)	a		1813							1956		2008					2108
Stansted Airport (SSD)	← a							1908									2141
Soham (SOJ)	a				1838											2039	
Bury St Edmunds (BSE)	a				1859											2059	
Stowmarket (SMK)	a				1914											2114	
Ipswich (IPS)	a				1927											2128	
Thetford (TTF)	a			1841					1943				2039				
Norwich (NRW)	a			1912					2018				2111				

NOTES (see introductory pages for explanation of train operator codes and standard symbols)

- a Arrival time
- d Departure time
- e Arrives 3 minutes earlier
- f Arrives 5 minutes earlier

- H Also calls at Dronfield 1650, Bingham 1753 and Aslockton 1757
- J Also calls at Chinley 1709, Dore & Topley 1733 and Dronfield 1755
- L From Cardiff Central, see table 132
- M To Colchester, see table 006

Liverpool, Manchester, Sheffield, Nottingham, Birmingham and Leicester to Peterborough and East Anglia

Mondays to Fridays

Operator	EM	XC	XC	EM	LE	XC	XC	EM	XC	EM	EM	EM	XC
Train ID	1L16	1K27	1L54	1L17	2L85	1K29	1L56	1L18	1K31	1L19	1L20	1L21	1K33
Days of operation/Notes	K			N	M					P		Q	
1st Class/Reservations/Bus/Ferry		◇	◇			◇	◇		◇				◇
Liverpool Lime Street (LIV)	10 d	1651		1751				1851		1951		2137	
Liverpool South Parkway (LPY)	7 d	1702		1802				1902		2002		2148	
Widnes (WID)	d	1710		1810				1910		2010		2156	
Warrington Central (WAC)	d	1718		1818				1918		2018		2204	
Manchester Oxford Road (MCO)	d	1739		1839				1939		2039		2226	
Manchester Piccadilly (MAN)	10 d	1743		1843				1943		2043	2141	2230	
Stockport (SPT)	d	1754		1854				1956		2054		2239	
Sheffield (SHF)	7 a	1841		1935				2037		2137	2234	2336	
Sheffield (SHF)	7 d	1848		1940				2044		2140	2238	2338	
Chesterfield (CHD)	d	1902		1954				2058		2156	2253	0002	
Alfreton (ALF)	d	1913		2005				2109		2207	2304		
Langley Mill (LGM)	d			2013						2215			
Ilkeston (ILN)	d									2220	2314		
Nottingham (NOT)	8 a	1934		2035				2131		2235	2327	0038	
Nottingham (NOT)	8 d			2040									
Grantham (GRA)	7 d			2113									
Birmingham New Street (BHM)	12 d		1852	1922			1952	2022		2052			2222
Water Orton (WTO)	d						2003						
Coleshill Parkway (CEH)	d		1905	1936			2007	2036		2106			2236
Nuneaton (NUN)	d		1921	1951			2024	2051		2124c			2251
Hinckley (HNK)	d		1928				2030			2130			2258
Narborough (NBR)	d		1936				2039			2139			2306
South Wigston (SWS)	d		1942				2044			2144			2311
Leicester (LEI)	a		1950	2014			2051	2115		2151			2318
Leicester (LEI)	d			2015				2116					
Melton Mowbray (MMO)	d			2032				2132					
Oakham (OKM)	d			2043				2144					
Stamford (SMD)	d			2057				2158					
Peterborough (PBO)	8 a			2112	2139			2212					
Peterborough (PBO)	8 d			2116	2140	2146		2219					
March (MCH)	a			2132		2205		2235					
Ely (ELY)	4 a			2149	2212	2225		2252					
Cambridge (CBG)	a			2206				2310					
Stansted Airport (SSD)	← a			2241									
Soham (SOJ)	a					2234							
Bury St Edmunds (BSE)	a					2254							
Stowmarket (SMK)	a					2309							
Ipswich (IPS)	a					2321							
Thetford (TTF)	a			2237									
Norwich (NRW)	a			2315									

NOTES (see introductory pages for explanation of train operator codes and standard symbols)

- a Arrival time
d Departure time
c Arrives 4 minutes earlier

K Also calls at Chinley 1809 and Dore & Totley 1834

M To Colchester, see table 006

N Also calls at Attleborough 2251 and Wymondham 2258

P Also calls at Dronfield 2149

Q Also calls at Chinley 2254, Edale 2302, Hope (Derbyshire) 2308, Bamford 2312, Hathersage 2316, Grindleford 2320 and Dore & Totley 2329

Liverpool, Manchester, Sheffield, Nottingham, Birmingham and Leicester to Peterborough and East Anglia

Saturdays

Operator	EM 2E01	EM 1L01	XC 1L26	XC 1K01	EM 1L02	LE 2L71	XC 1L28	XC 1K03	EM 1L04	XC 1L30	XC 1K05	EM 1L05	LE 2L73	XC 1L00	EM 1L06	XC 1K07	EM 1L07		
Train ID	A	B	1	1	C		1	1	D	1	1			E	F	1	G		
Days of operation/Notes			1	1			1	1		1	1			1		1			
1st Class/Reservations/Bus/Ferry			1	1			1	1		1	1			1		1			
Catering facilities			1	1			1	1		1	1			1		1			
Liverpool Lime Street (LIV)	10 d																0649	0748	
Liverpool South Parkway (LPY)	7 d																0659	0759	
Widnes (WID)	d																0708	0808	
Warrington Central (WAC)	d																0716	0816	
Manchester Oxford Road (MCO)	d																0739	0839	
Manchester Piccadilly (MAN)	10 d																0743	0843	
Stockport (SPT)	d																0755	0854	
Sheffield (SHF)	7 a																0834	0932	
Sheffield (SHF)	7 d								0645			0740					0839	0940	
Chesterfield (CHD)	d								0701			0754					0855	0954	
Alfreton (ALF)	d								0712			0805					0906	1005	
Langley Mill (LGM)	d											0813							
Ilkeston (ILN)	d											0819						1016	
Nottingham (NOT)	8 a								0724			0832						1029	
Nottingham (NOT)	8 d	0509	0500			0608			0741			0836					0938	1034	
Grantham (GRA)	7 d	0551							0812			0910					1011	1107	
Birmingham New Street (BHM)	12 d			0522	0552			0622	0652		0722	0752					0822	0852	
Water Orton (WTO)	d								0703									0903	
Coleshill Parkway (CEH)	d			0536	0606			0636	0707		0735	0806					0836	0907	
Nuneaton (NUN)	d			0551	0624c			0651	0724		0751	0824c					0851	0924e	
Hinckley (HNK)	d				0630				0730			0830						0930	
Narborough (NBR)	d				0639				0739			0839						0939	
South Wigston (SWS)	d				0644				0744			0844							
Leicester (LEI)	a			0610	0650			0710	0750		0811	0850					0910	0950	
Leicester (LEI)	d			0615				0714			0813						0912		
Melton Mowbray (MMO)	d		0542	0631		0654		0730			0829						0928		
Oakham (OKM)	d		0554	0643		0706		0742			0841						0940		
Stamford (SMD)	d		0607	0657		0719		0756			0855						0954		
Peterborough (PBO)	8 a	0617	0625	0710		0735		0809		0840	0909		0936				1007	1039	1140
Peterborough (PBO)	8 d		0628	0713		0737	0750	0816		0842	0916		0945	0950			1016	1040	1141
March (MCH)	a		0644	0731		0755	0809	0832			0932		1009	1032					
Ely (ELY)	4 a		0704	0753		0813	0830	0849		0919	0952		1018	1031	1049	1113			1213
Cambridge (CBG)	a			0809				0905			1011						1105		
Stansted Airport (SSD)	← a			0841				0941									1141		
Soham (SOJ)	a						0838										1038		
Bury St Edmunds (BSE)	a						0858										1059		
Stowmarket (SMK)	a						0914										1114		
Ipswich (IPS)	a						0927										1127		
Thetford (TTF)	a		0731			0839				0945			1043				1137		1238
Norwich (NRW)	a		0810			0916				1016			1114				1211		1310

NOTES (see introductory pages for explanation of train operator codes and standard symbols)

- a Arrival time
- d Departure time
- c Arrives 4 minutes earlier
- e Arrives 3 minutes earlier

- A Also calls at Bingham 0523, Aslockton 0527 and Bottesford 0534
- B Also calls at East Midlands Parkway 0511, Loughborough 0519, Brandon 0723, Attleborough 0745 and Wymondham 0752
- C Also calls at East Midlands Parkway 0620, Loughborough 0629, Attleborough 0853 and Wymondham 0900
- D Also calls at Dronfield 0655
- E From Gloucester, see table 132
- F Also calls at Birchwood 0721 and Dore & Totley 0828
- G Also calls at Birchwood 0821

Liverpool, Manchester, Sheffield, Nottingham, Birmingham and Leicester to Peterborough and East Anglia

Saturdays

Operator Train ID 1st Class/Reservations/Bus/Ferry Catering facilities	LE 2L75	XC 1K09 1◇	XC 1L36 1◇ ⌘	EM 1L08	XC 1K11 1◇	XC 1L38 1◇ ⌘	EM 1L09	LE 2L77	XC 1K13 1◇	XC 1L40 1◇ ⌘	EM 1L10	XC 1K15 1◇	XC 1L42 1◇ ⌘	EM 1L11	LE 2L79	XC 1K17 1◇	XC 1L44 1◇ ⌘
Liverpool Lime Street (LIV)							0951				1051			1151			
Liverpool South Parkway (LPY)							1002				1102			1202			
Widnes (WID)							1010				1110			1210			
Warrington Central (WAC)							1018				1118			1218			
Manchester Oxford Road (MCO)							1039				1139			1239			
Manchester Piccadilly (MAN)							1043				1143			1243			
Stockport (SPT)							1054				1154			1254			
Sheffield (SHF)							1135				1235			1335			
Sheffield (SHF)							1140				1239			1340			
Chesterfield (CHD)							1155				1254			1354			
Alfreton (ALF)							1206				1305			1405			
Langley Mill (LGM)																	
Ilkeston (ILN)							1216				1315						
Nottingham (NOT)							1229				1329			1429			
Nottingham (NOT)				1133			1234				1334			1434			
Grantham (GRA)				1213			1309				1411			1513			
Birmingham New Street (BHM)		0952	1022		1052	1122			1152	1222		1252	1322			1352	1422
Water Orton (WTO)					1103							1303					
Coleshill Parkway (CEH)		1009	1036		1107	1136			1209	1236		1307	1336			1409	1436
Nuneaton (NUN)		1024	1051		1124e	1151			1224	1251		1324e	1351			1424	1451
Hinckley (HNK)		1030			1130				1230			1330				1430	
Narborough (NBR)		1039			1139				1239			1339				1439	
South Wigston (SWS)		1044			1144				1244							1444	
Leicester (LEI)		1051	1110		1151	1210			1250	1310		1351	1410			1451	1510
Leicester (LEI)			1112			1212					1312		1412				1512
Melton Mowbray (MMO)			1128			1228					1328		1428				1528
Oakham (OKM)			1140			1240					1340		1440				1540
Stamford (SMD)			1154			1254					1354		1454				1554
Peterborough (PBO)			1207	1241		1307	1334				1407	1440		1507	1543		1607
Peterborough (PBO)	1150		1216	1244		1316	1339	1350			1416	1441		1516	1546	1551	1616
March (MCH)	1209		1232			1332		1409			1432		1532		1610		1632
Ely (ELY)	1230		1249	1317		1349	1412	1430			1449	1514		1549	1619	1631	1649
Cambridge (CBG)			1305			1408					1505		1608				1705
Stansted Airport (SSD)			1341								1541						1741
Soham (SOJ)	1239							1438								1638	
Bury St Edmunds (BSE)	1259							1458								1659	
Stowmarket (SMK)	1314							1514								1714	
Ipswich (IPS)	1327							1527								1727	
Thetford (TTF)				1343			1437				1540			1643			
Norwich (NRW)				1414			1510				1611			1714			

NOTES (see introductory pages for explanation of train operator codes and standard symbols)

- a Arrival time
- d Departure time
- e Arrives 3 minutes earlier

Liverpool, Manchester, Sheffield, Nottingham, Birmingham and Leicester to Peterborough and East Anglia

Saturdays

Operator	EM	XC	XC	EM	LE	XC	XC	EM	XC	XC	EM	LE	XC	XC	EM	XC	XC	
Train ID	1L12	1K19	1L46	1L13	2L81	1K21	1L48	1L14	1K23	1L50	1L15	2L83	1K25	1L52	1L16	1K27	1L54	
Days of operation/Notes								H			J	L			K			
1st Class/Reservations/Bus/Ferry		1◇	1◇			1◇	1◇		1◇	1◇			1◇	1◇		1◇	1◇	
Liverpool Lime Street (LIV)	10 d	1251		1351				1451			1551				1651			
Liverpool South Parkway (LPY)	7 d	1302		1402				1502			1602				1702			
Widnes (WID)	d	1310		1410				1510			1610				1710			
Warrington Central (WAC)	d	1318		1418				1518			1618				1718			
Manchester Oxford Road (MCO)	d	1339		1439				1539			1639				1739			
Manchester Piccadilly (MAN)	10 d	1343		1443				1543			1643				1743			
Stockport (SPT)	d	1354		1454				1554			1654				1754			
Sheffield (SHF)	7 a	1435		1535				1635			1736				1836			
Sheffield (SHF)	7 d	1440		1540				1640			1741				1840			
Chesterfield (CHD)	d	1455		1554				1656			1757				1854			
Alfreton (ALF)	d	1506		1605				1707			1808				1905			
Langley Mill (LGM)	d																	
Ilkeston (ILN)	d																	
Nottingham (NOT)	8 a	1537		1631				1730			1831				1928			
Nottingham (NOT)	8 d			1639				1735			1838							
Grantham (GRA)	7 d			1712				1811			1911							
Birmingham New Street (BHM)	12 d		1452	1522			1552	1622		1652	1722			1752	1822		1852	1922
Water Orton (WTO)	d		1503							1703								
Coleshill Parkway (CEH)	d		1507	1536			1609	1636		1707	1736			1806	1836		1906	1936
Nuneaton (NUN)	d		1524e	1551			1624	1651		1724e	1751			1824c	1851		1921	1951
Hinckley (HNK)	d		1530				1630			1730				1830			1928	
Narborough (NBR)	d		1539				1639			1739				1839			1936	
South Wigston (SWS)	d		1544				1644							1844			1942	
Leicester (LEI)	a		1551	1610			1651	1710		1749	1810			1850	1910		1950	2010
Leicester (LEI)	d			1612				1712			1812				1912			2012
Melton Mowbray (MMO)	d			1628				1728			1828				1928			2028
Oakham (OKM)	d			1640				1740			1840				1940			2040
Stamford (SMD)	d			1654				1754			1854				1954			2054
Peterborough (PBO)	8 a			1707	1740			1807	1838		1907	1940			2007			2107
Peterborough (PBO)	8 d			1716	1745	1751		1816	1845		1916	1941	1952		2016			2116
March (MCH)	a			1734		1810		1832	1901		1932		2011		2032			2132
Ely (ELY)	4 a			1755	1819	1831		1849	1919		1949	2014	2032		2049			2149
Cambridge (CBG)	a			1815				1905			2005				2109			2209
Stansted Airport (SSD)	4 a							1941							2141			2241
Soham (SOJ)	a					1838								2040				
Bury St Edmunds (BSE)	a					1859								2100				
Stowmarket (SMK)	a					1914								2115				
Ipswich (IPS)	a					1927								2127				
Thetford (TTF)	a				1843				1943					2039				
Norwich (NRW)	a				1917				2014					2109				














NOTES (see introductory pages for explanation of train operator codes and standard symbols)

- a Arrival time
- d Departure time
- c Arrives 4 minutes earlier
- e Arrives 3 minutes earlier

- H Also calls at Dronfield 1650, Bingham 1749 and Aslockton 1753
- J Also calls at Chinley 1709, Dore & Totley 1728 and Dronfield 1751
- K Also calls at Chinley 1809
- L To Colchester, see table 006

Liverpool, Manchester, Sheffield, Nottingham, Birmingham and Leicester to Peterborough and East Anglia

Saturdays

Operator Train ID Days of operation/Notes 1st Class/Reservations/Bus/Ferry	EM	LE	XC	XC	XC	EM	XC	EM	EM	EM	EM
	1L17 M	2L85 L	1K29 L	1L56 L	1K31 L	1L18	1K33 L	1L19 N	1L20	1L21	1L22 P
Liverpool Lime Street (LIV)  d	1751					1851		1951	2051		2137
Liverpool South Parkway (LPY)  d	1802					1902		2002	2102		2148
Widnes (WID) d	1810					1910		2010	2110		2156
Warrington Central (WAC) d	1818					1918		2018	2118		2204
Manchester Oxford Road (MCO) d	1839					1939		2039	2139		2226
Manchester Piccadilly (MAN)  d	1843					1943		2043	2143	2154	2230
Stockport (SPT) d	1854					1954		2054	2153	2204	2239
Sheffield (SHF)  a	1935					2035		2137	2233	2249	2338
Sheffield (SHF)  d	1940					2042		2140	2241	2256	2342
Chesterfield (CHD) d	1955					2056		2156	2255	2311	2356
Alfreton (ALF) d	2006					2107		2207	2306	2322	
Langley Mill (LGM) d								2214			
Ilkeston (ILN) d								2219	2316	2333	
Nottingham (NOT)  a	2029					2128		2232	2331	2347	0030
Nottingham (NOT)  d	2036										
Grantham (GRA)  d	2109										
Birmingham New Street (BHM)  d			1952	2022	2052		2222				
Water Orton (WTO) d			2003								
Coleshill Parkway (CEH) d			2007	2036	2106		2236				
Nuneaton (NUN) d			2024e	2051	2124c		2251				
Hinckley (HNK) d			2030		2130		2258				
Narborough (NBR) d			2039		2139		2306				
South Wigston (SWS) d			2044		2144		2311				
Leicester (LEI) a			2051	2110	2150		2318				
Leicester (LEI) d				2112							
Melton Mowbray (MMO) d				2128							
Oakham (OKM) d				2140							
Stamford (SMD) d				2154							
Peterborough (PBO)  a	2139			2207							
Peterborough (PBO)  d	2140	2147		2216							
March (MCH) a		2206		2232							
Ely (ELY)  a	2213	2227		2249							
Cambridge (CBG) a				2305							
Stansted Airport (SSD)  a											
Soham (SOJ) a		2234									
Bury St Edmunds (BSE) a		2255									
Stowmarket (SMK) a		2310									
Ipswich (IPS) a		2321									
Thetford (TTF) a	2239										
Norwich (NRW) a	2313										

NOTES (see introductory pages for explanation of train operator codes and standard symbols)

- a Arrival time
- d Departure time
- c Arrives 4 minutes earlier
- e Arrives 3 minutes earlier

L To Colchester, see table 006

M Also calls at Attleborough 2253 and Wymondham 2300

N Also calls at Dronfield 2150

P Also calls at Chinley 2258, Edale 2306, Hope (Derbyshire) 2312, Bamford 2315, Hathersage 2319, Grindleford 2322 and Dore & Trolley 2332

Liverpool, Manchester, Sheffield, Nottingham, Birmingham and Leicester to Peterborough and East Anglia

Sundays

Operator	LE	EM	XC	LE	EM	XC	XC	EM	LE	XC	XC	EM	XC	XC	LE	EM	XC
Train ID	2L73	1L06	1K09	2L75	1L07	1K11	1L38	1L08	2L77	1K13	1L40	1L09	1K15	1L42	2L79	1L10	1K17
Days of operation/Notes	A	B						C									
1st Class/Reservations/Bus/Ferry			1◇			1◇	1◇			1◇	1◇		1◇	1◇			1◇
Catering facilities			1◇			1◇	1◇			1◇	1◇		1◇	1◇			1◇
Liverpool Lime Street (LIV)	10 d																
Liverpool South Parkway (LPY)	7 d																
Widnes (WID)	d																
Warrington Central (WAC)	d																
Manchester Oxford Road (MCO)	d																
Manchester Piccadilly (MAN)	10 d																1244
Stockport (SPT)	d																1255
Sheffield (SHF)	7 a																1337
Sheffield (SHF)	7 d																1345
Chesterfield (CHD)	d				1045			1145				1245					1359
Alfreton (ALF)	d				1100			1200				1259					1410
Langley Mill (LGM)	d				1111			1211				1310					1420
Ilkeston (ILN)	d																1438
Nottingham (NOT)	3 a				1132			1237				1331					1445
Nottingham (NOT)	3 d		0918		1143			1243				1345					1520
Grantham (GRA)	7 d		0950		1220			1315				1422					1352
Birmingham New Street (BHM)	12 d			0952		1052	1122			1152	1222		1252	1322			1406
Water Orton (WTO)	d																1421
Coleshill Parkway (CEH)	d			1006		1106	1136			1206	1236		1306	1336			1428
Nuneaton (NUN)	d			1021		1121	1151			1221	1251		1321	1351			1436
Hinckley (HNK)	d			1028		1128				1228			1328				1441
Narborough (NBR)	d			1036		1136				1236			1336				1448
South Wigston (SWS)	d			1041		1141				1241							1416
Leicester (LEI)	a			1048		1148	1210			1248	1316		1346	1415			1433
Leicester (LEI)	d						1212					1318					1444
Melton Mowbray (MMO)	d						1228					1334					1458
Oakham (OKM)	d						1240					1346					1512
Stamford (SMD)	d						1254					1400					1552
Peterborough (PBO)	3 a		1017		1248		1307	1341				1413	1451		1512		1544
Peterborough (PBO)	3 d	0950	1019		1144	1252	1319	1343	1350		1419	1452		1519	1544	1557	
March (MCH)	a	1009	1035		1203		1335		1409		1435			1535	1603		
Ely (ELY)	4 a	1030	1053		1224	1324	1352	1415	1430		1452	1524		1552	1624	1632	
Cambridge (CBG)	a						1408				1508			1608			
Stansted Airport (SSD)	a						1445				1545			1645			
Soham (SOJ)	a	1038			1234				1438							1634	
Bury St Edmunds (BSE)	a	1058			1255				1458						1655		
Stowmarket (SMK)	a	1113			1310				1513						1710		
Ipswich (IPS)	a	1126			1324				1526						1723		
Thetford (TTF)	a		1121		1354			1446				1549				1656	
Norwich (NRW)	a		1158		1426			1524				1623				1727	

NOTES (see introductory pages for explanation of train operator codes and standard symbols)

- a Arrival time
- d Departure time

- A Runs until 10 September
- B Also calls at Brandon 1113, Attleborough 1135 and Wymondham 1142
- C Also calls at Brandon 1437, Attleborough 1500 and Wymondham 1509

Liverpool, Manchester, Sheffield, Nottingham, Birmingham and Leicester to Peterborough and East Anglia

Sundays

Operator	XC	EM	XC	XC	LE	EM	XC	XC	EM	XC	XC	LE	EM	XC	XC	EM	XC
Train ID	1L44	1L11	1K19	1L46	2L81	1L12	1K21	1L48	1L13	1K23	1L50	2L83	1L14	1K25	1L52	1L15	1K27
Days of operation/Notes					D							D	E				
1st Class/Reservations/Bus/Ferry	1◇		1◇	1◇			1◇	1◇		1◇	1◇			1◇	1◇		1◇
Catering facilities	☞																
Liverpool Lime Street (LIV)	10 d	1251				1351			1451				1551			1651	
Liverpool South Parkway (LPY)	7 d	1301				1401			1501				1601			1701	
Widnes (WID)	d	1310				1410			1510				1610			1710	
Warrington Central (WAC)	d	1318				1418			1518				1618			1718	
Manchester Oxford Road (MCO)	d	1339				1439			1539				1639			1739	
Manchester Piccadilly (MAN)	10 d	1343				1443			1543				1643			1743	
Stockport (SPT)	d	1353				1454			1552				1653			1753	
Sheffield (SHF)	7 a	1437				1537			1639				1734			1834	
Sheffield (SHF)	7 d	1441				1544			1643				1739			1837	
Chesterfield (CHD)	d	1455				1558			1657				1753			1851	
Alfreton (ALF)	d	1508				1609			1708				1804			1902	
Langley Mill (LGM)	d	1516				1617			1716				1812			1910	
Ilkeston (ILN)	d												1817				
Nottingham (NOT)	8 a	1531				1637			1732				1830			1926	
Nottingham (NOT)	8 d	1541				1644			1742				1847				
Grantham (GRA)	7 d	1616				1717			1817				1922				
Birmingham New Street (BHM)	12 d	1422		1452	1522		1552	1622		1652	1722			1752	1822		1852
Water Orton (WTO)	d																
Coleshill Parkway (CEH)	d	1436		1506	1536		1606	1636		1706	1736			1806	1836		1906
Nuneaton (NUN)	d	1451		1521	1551		1621	1651		1721	1751			1821	1851		1921
Hinckley (HNK)	d			1528			1628			1728				1828			1928
Narborough (NBR)	d			1536			1636			1736				1836			1936
South Wigston (SWS)	d			1541			1641			1741				1841			1941
Leicester (LEI)	a	1515		1550	1615		1648	1713		1750	1810			1851	1910		1951
Leicester (LEI)	d	1516			1616			1714			1812					1912	
Melton Mowbray (MMO)	d	1533			1633			1730			1828					1928	
Oakham (OKM)	d	1544			1644			1742			1840					1940	
Stamford (SMD)	d	1558			1658			1756			1854					1954	
Peterborough (PBO)	8 a	1613	1650		1712		1751		1809	1846			1907		1955		2007
Peterborough (PBO)	8 d	1619	1652		1719	1741	1756		1819	1850			1919	1945	1957		2019
March (MCH)	a	1635			1735	1800	1812		1835				1935	2004		2035	
Ely (ELY)	4 a	1652	1724		1752	1821	1832		1852	1923			1952	2024	2032		2052
Cambridge (CBG)	a	1708			1808				1908				2008				2108
Stansted Airport (SSD)	4 a	1745			1845				1945				2045				2145
Soham (SOJ)	a				1835								2035				
Bury St Edmunds (BSE)	a				1855								2055				
Stowmarket (SMK)	a				1910								2110				
Ipswich (IPS)	a				1924								2123				
Thetford (TTF)	a		1750			1856			1951				2056				
Norwich (NRW)	a		1824			1927			2024				2133				

NOTES (see introductory pages for explanation of train operator codes and standard symbols)

a Arrival time
d Departure time

D To Colchester, see table 006
E Also calls at Attleborough 2110 and Wymondham 2117

Liverpool, Manchester, Sheffield, Nottingham, Birmingham and Leicester to Peterborough and East Anglia

Sundays

Operator	XC	EM	XC	XC	EM	XC	EM	XC	EM	XC	EM
Train ID	1L54	1L16	1K29	1L56	1L17	1K31	1L18	1M85	1L22	1L20	
Days of operation/Notes		F					G	K	H	J	
1st Class/Reservations/Bus/Ferry	1◇		1◇	1◇		1◇		1◇			
Liverpool Lime Street (LIV)	10 d	1751			1851		1951			2114	
Liverpool South Parkway (LPY)	7 d	1801			1901		2001			2124	
Widnes (WID)	d	1810			1910		2010			2133	
Warrington Central (WAC)	d	1818			1918		2018			2141	
Manchester Oxford Road (MCO)	d	1839			1939		2039			2208	
Manchester Piccadilly (MAN)	10 d	1843			1943		2043		2144	2213	
Stockport (SPT)	d	1853			1953		2053		2154	2231	
Sheffield (SHF)	7 a	1934			2033		2134		2238	2326	
Sheffield (SHF)	7 d	1937			2037		2140		2242	2330	
Chesterfield (CHD)	d	1952			2052		2156		2258	2344	
Alfreton (ALF)	d	2003			2103		2207		2309	2355	
Langley Mill (LGM)	d	2010			2110		2214		2317	0002	
Ilkeston (ILN)	d										
Nottingham (NOT)	8 a	2026			2126		2231		2337	0023	
Nottingham (NOT)	8 d	2039									
Grantham (GRA)	7 d	2113									
Birmingham New Street (BHM)	12 d	1922		1952	2022		2052		2152		
Water Orton (WTO)	d										
Coleshill Parkway (CEH)	d	1936		2006	2036		2106		2206		
Nuneaton (NUN)	d	1951		2021	2051		2121		2221		
Hinckley (HNK)	d			2028			2128		2228		
Narborough (NBR)	d			2036			2136		2236		
South Wigston (SWS)	d			2041			2141		2241		
Leicester (LEI)	a	2011		2051	2110		2150		2248		
Leicester (LEI)	d	2012			2112						
Melton Mowbray (MMO)	d	2028			2128						
Oakham (OKM)	d	2040			2140						
Stamford (SMD)	d	2054			2154						
Peterborough (PBO)	8 a	2108	2140		2207						
Peterborough (PBO)	8 d	2119	2141		2217						
March (MCH)	a	2135			2233						
Ely (ELY)	4 a	2152	2213		2250						
Cambridge (CBG)	a	2208			2306						
Stansted Airport (SSD)	← a	2245									
Soham (SOJ)	a										
Bury St Edmunds (BSE)	a										
Stowmarket (SMK)	a										
Ipswich (IPS)	a										
Thetford (TTF)	a		2240								
Norwich (NRW)	a		2317								

NOTES (see introductory pages for explanation of train operator codes and standard symbols)

a Arrival time

d Departure time

F Also calls at Attleborough 2254 and Wymondham 2301

G Also calls at Dronfield 2150

H Also calls at Dronfield 2252

J Also calls at Chinley 2246, Edale 2254, Hope (Derbyshire) 2300, Bamford 2303, Hathersage 2305, Grindleford 2310 and Dore & Totley 2318

K From Cardiff Central, see table 132

East Anglia and Peterborough to Leicester, Birmingham, Nottingham, Sheffield, Manchester and Liverpool

Mondays to Fridays

Operator	XC	XC	XC	EM	XC	XC	EM	EM	EM	XC	LE	XC	EM	XC	EM	XC	
Train ID	1P00	1P02	1N40	1R50	1P04	1N41	1R52	1R58	1R60	1P06	2E70	1N43	1R62	1P08	1N45	1R64	1P10
Days of operation/Notes				A			B	C	D		E						
1st Class/Reservations/Bus/Ferry	1◇	1◇	1◇		1◇	1◇				1◇		1◇		1◇	1◇		1◇
Norwich (NRW)	d								0549				0651				0755
Thetford (TTF)	d								0623				0723				0825
Ipswich (IPS)	d										0600						
Stowmarket (SMK)	d										0612						
Bury St Edmunds (BSE)	d										0629						
Soham (SOJ)	d										0649						
Stansted Airport (SSD)	← d					0527						0612				0720	
Cambridge (CBG)	d		0515			0557						0657				0800	
Ely (ELY)	4 d		0530			0612			0649		0658	0712	0749			0815	0853
March (MCH)	d		0547			0632			0706		0718	0730	0807			0834	0910
Peterborough (PBO)	8 a		0607			0652			0722		0738	0751	0827			0851	0926
Peterborough (PBO)	8 d		0610			0654			0724			0754	0830			0854	0928
Stamford (SMD)	d		0623			0707						0807				0907	
Oakham (OKM)	d		0637			0721						0821				0921	
Melton Mowbray (MMO)	d		0648			0732						0832				0932	
Leicester (LEI)	a		0705			0749						0849				0949	
Leicester (LEI)	d	0618	0647	0706		0722	0750			0818		0850		0915	0950		1016
South Wigston (SWS)	d	0624	0654			0728	0756										1024
Narborough (NBR)	d	0629	0659			0733	0801			0828				0925			1029
Hinckley (HNK)	d	0638	0708			0742	0809			0837				0933			1038
Nuneaton (NUN)	d	0645	0715	0729f		0748	0816			0844		0909		0943g	1009		1045
Coleshill Parkway (CEH)	d	0700	0731	0745		0803	0831			0900		0925		0958	1025		1100
Water Orton (WTO)	d		0735			0807								1002			
Birmingham New Street (BHM)	12 a	0715	0746	0758		0818	0845			0915		0938		1015	1038		1115
Grantham (GRA)	7 d								0754				0859c			0959g	
Nottingham (NOT)	8 a								0835				0938			1037	
Nottingham (NOT)	8 d			0521			0635	0745	0844				0945			1045	
Ilkeston (ILN)	d							0800									
Langley Mill (LGM)	d																
Alfreton (ALF)	d						0658	0811	0909				1010			1109	
Chesterfield (CHD)	d			0551			0708	0821	0921				1021			1122	
Sheffield (SHF)	7 a			0615			0725	0841	0938				1036			1138	
Sheffield (SHF)	7 d			0618			0728	0845	0943				1043			1143	
Stockport (SPT)	a			0725			0825	0925	1025				1125			1225	
Manchester Piccadilly (MAN)	10 a			0736			0835	0935	1035				1135			1235	
Manchester Oxford Road (MCO)	a			0739			0839	0939	1039				1139			1239	
Warrington Central (WAC)	a			0757			0857	0957	1057				1157			1257	
Widnes (WID)	a			0805			0905	1005	1105				1205			1305	
Liverpool South Parkway (LPY)	← 7 a			0815			0915	1017	1117				1217			1317	
Liverpool Lime Street (LIV)	10 a			0829			0929	1029	1129				1229			1329	

NOTES (see introductory pages for explanation of train operator codes and standard symbols)

- a Arrival time
- d Departure time
- c Arrives 3 minutes earlier
- f Arrives 5 minutes earlier
- g Arrives 4 minutes earlier

- A Also calls at Dore & Totley 0625, Grindleford 0633, Hathersage 0638, Bamford 0642, Hope (Derbyshire) 0646, Edale 0653 and Chinley 0701
- B Also calls at Dronfield 0715, Dore & Totley 0736, Chinley 0804 and Hazel Grove 0818
- C Also calls at Dronfield 0828
- D Also calls at Wymondham 0601, Attleborough 0609, Bottesford 0807, Aslockton 0814, Bingham 0818 and Radcliffe (Notts) 0825
- E From Colchester, see table 006

East Anglia and Peterborough to Leicester, Birmingham, Nottingham, Sheffield, Manchester and Liverpool

Mondays to Fridays

Operator Train ID Days of operation/Notes 1st Class/Reservations/Bus/Ferry Catering facilities	LE 2E72	XC 1N47	EM 1R66	XC 1P12	XC 1N49	EM 1R68	XC 1P14	LE 2E74	XC 1N51	EM 1R70	XC 1P16	XC 1N53	EM 1R72	XC 1P18	LE 2E76	XC 1N55	EM 1R74 F
Norwich (NRW)	d		0856			0955				1056			1156				1256
Thetford (TTF)	d		0924			1024				1124			1224				1324
Ipswich (IPS)	d	0800						1001							1156		
Stowmarket (SMK)	d	0811						1012							1207		
Bury St Edmunds (BSE)	d	0830						1030							1228		
Soham (SOJ)	d	0850						1049							1251		
Stansted Airport (SSD)	← d		0821			0921			1027								1227
Cambridge (CBG)	d		0900			0959			1100			1200					1300
Ely (ELY)	4 d	0900	0915	0953		1015	1051		1059	1115	1151	1215	1250		1300	1315	1351
March (MCH)	d	0920	0932			1032			1119	1132	1208	1232			1320	1332	
Peterborough (PBO)	8 a	0940	0949	1025		1049	1124		1139	1149	1224	1249	1322		1340	1349	1423
Peterborough (PBO)	8 d		0954	1027		1054	1126			1154	1226	1254	1326			1354	1426
Stamford (SMD)	d		1007			1107				1207		1307				1407	
Oakham (OKM)	d		1021			1121				1221		1321				1421	
Melton Mowbray (MMO)	d		1032			1132				1232		1332				1432	
Leicester (LEI)	a		1049			1149				1249		1349				1449	
Leicester (LEI)	d		1050		1118	1150		1218		1250		1318	1350		1418	1450	
South Wigston (SWS)	d							1224							1424		
Narborough (NBR)	d				1128			1229			1328				1429		
Hinckley (HNK)	d				1136			1238			1336				1438		
Nuneaton (NUN)	d		1109		1143	1209		1245		1309		1343	1409		1445	1509	
Coleshill Parkway (CEH)	d		1125		1158	1225		1300		1325		1358	1425		1500	1525	
Water Orton (WTO)	d				1202							1402					
Birmingham New Street (BHM)	12 a		1138		1215	1238		1315		1338		1415	1438		1515	1538	
Grantham (GRA)	7 d			1100		1159c				1300c			1359g				1459g
Nottingham (NOT)	8 a			1137		1237				1337			1437				1537
Nottingham (NOT)	8 d			1145		1245				1345			1445				1545
Ilkeston (ILN)	d					1301											1559
Langley Mill (LGM)	d																
Alfreton (ALF)	d			1211		1312				1408			1508				1610
Chesterfield (CHD)	d			1221		1322				1420			1522				1621
Sheffield (SHF)	7 a			1236		1338				1435			1538				1637
Sheffield (SHF)	7 d			1243		1343				1440			1543				1643
Stockport (SPT)	a			1325		1425				1525			1625				1725
Manchester Piccadilly (MAN)	10 a			1335		1435				1535			1635				1735
Manchester Oxford Road (MCO)	a			1339		1439				1539			1639				1739
Warrington Central (WAC)	a			1357		1457				1557			1657				1759
Widnes (WID)	a			1405		1505				1605			1705				1807
Liverpool South Parkway (LPY)	← 7 a			1417		1517				1617			1717				1818
Liverpool Lime Street (LIV)	10 a			1429		1529				1629			1729				1829

NOTES (see introductory pages for explanation of train operator codes and standard symbols)

- a Arrival time
- d Departure time
- c Arrives 3 minutes earlier
- g Arrives 4 minutes earlier
- F Also calls at Birchwood 1754

East Anglia and Peterborough to Leicester, Birmingham, Nottingham, Sheffield, Manchester and Liverpool

Mondays to Fridays

Operator	EM	XC	XC	LE	XC	EM	XC	XC	EM	XC	LE	XC	EM	XC	XC	EM	XC
Train ID	1R76	1P20	1P22	2E78	1N59	1R78	1P24	1N61	1R80	1P26	2E80	1N63	1M82	1P28	1N65	1R84	1V17
Days of operation/Notes	G	◇	◇		◇		◇	◇	H	◇		◇	J	◇	◇	K	L
1st Class/Reservations/Bus/Ferry																	
Catering facilities																	
Norwich (NRW)	d	1354				1456			1548				1656			1750	
Thetford (TTF)	d	1422				1524			1623				1727			1824	
Ipswich (IPS)	d			1358							1600						
Stowmarket (SMK)	d			1409							1612						
Bury St Edmunds (BSE)	d			1429							1629						
Soham (SOJ)	d			1449							1650						
Stansted Airport (SSD)	← d				1427							1627					
Cambridge (CBG)	d				1500		1600					1700			1800		
Ely (ELY)	4 d	1450		1459	1515	1551	1615	1650		1700	1715	1753		1815	1852		
March (MCH)	d			1519	1532		1634			1720	1733			1834	1913		
Peterborough (PBO)	8 a	1521		1539	1549	1622	1651	1721		1740	1751	1824		1851	1929		
Peterborough (PBO)	8 d	1524			1554	1627	1654	1724			1754	1829		1854	1931		
Stamford (SMD)	d				1607		1707				1807			1907			
Oakham (OKM)	d				1621		1721				1821			1921			
Melton Mowbray (MMO)	d				1632		1732				1832			1932			
Leicester (LEI)	a				1649		1749				1849			1949			
Leicester (LEI)	d		1518	1618	1650		1718	1750		1818		1850		1918	1950		2020
South Wigston (SWS)	d			1624			1724	1756		1824				1924			2026
Narborough (NBR)	d		1528	1629			1729	1801		1829				1929			2031
Hinckley (HNK)	d		1536	1638			1738	1809		1838				1938			2040
Nuneaton (NUN)	d		1543	1646	1709		1745	1816		1845		1909		1945	2009		2047
Coleshill Parkway (CEH)	d		1558	1701	1725		1800	1831		1900		1925		2000	2025		2102
Water Orton (WTO)	d		1602														
Birmingham New Street (BHM)	12 a		1615	1715	1738		1815	1845		1915		1938		2015	2038		2116
Grantham (GRA)	7 d	1601e				1659			1759c				1857			2005h	
Nottingham (NOT)	8 a	1637				1737			1831				1931			2035	
Nottingham (NOT)	8 d	1645				1745			1845				1939			2036	
Ilkeston (ILN)	d								1859								
Langley Mill (LGM)	d					1803										2053	
Alfreton (ALF)	d	1709				1811			1910			2001				2101	
Chesterfield (CHD)	d	1720				1821			1921			2018e				2112	
Sheffield (SHF)	7 a	1737				1836			1938			2033				2136	
Sheffield (SHF)	7 d	1741				1841			1943			2040					
Stockport (SPT)	a	1825				1925			2025			2125					
Manchester Piccadilly (MAN)	10 a	1835				1935			2036			2135					
Manchester Oxford Road (MCO)	a	1839				1939			2039								
Warrington Central (WAC)	a	1857				1957			2057								
Widnes (WID)	a	1905				2005			2105								
Liverpool South Parkway (LPY)	← 7 a	1918				2017			2117								
Liverpool Lime Street (LIV)	10 a	1929				2029			2130								

NOTES (see introductory pages for explanation of train operator codes and standard symbols)

- a Arrival time
- d Departure time
- c Arrives 3 minutes earlier
- e Arrives 7 minutes earlier
- h Arrives 6 minutes earlier

- G Also calls at Hunts Cross 1911
- H Also calls at Attleborough 1604, Eccles Road 1609 and Harling Road 1614
- J Also calls at Wymondham 1709 and Bingham 1916
- K Also calls at Wymondham 1803 and Attleborough 1810
- L To Gloucester, see table 132

East Anglia and Peterborough to Leicester, Birmingham, Nottingham, Sheffield, Manchester and Liverpool

Mondays to Fridays

Operator	LE	XC	XC	EM	XC	LE	EM	XC	XC
Train ID	2E82	1N67	1P32	2K32	1N69	2E84	1R88	1P34	1N71
Days of operation/Notes				M					
1st Class/Reservations/Bus/Ferry		1◇	1◇		1◇			1◇	1◇
Norwich (NRW)	d						2008		
Thetford (TTF)	d						2036		
Ipswich (IPS)	d	1742				2001			
Stowmarket (SMK)	d	1755				2013			
Bury St Edmunds (BSE)	d	1825				2030			
Soham (SOJ)	d	1846				2051			
Stansted Airport (SSD)	← d		1821						2025
Cambridge (CBG)	d		1859		2000				2100
Ely (ELY)	4 d	1859	1915		2015	2100	2103		2117
March (MCH)	d	1920	1932		2032	2120			2134
Peterborough (PBO)	8 a	1940	1949		2051	2140	2143		2152
Peterborough (PBO)	8 d		1954	2012	2053		2148		2200
Stamford (SMD)	d		2007	2028	2107				2213
Oakham (OKM)	d		2021	2043	2121				2227
Melton Mowbray (MMO)	d		2032	2056	2132				2238
Leicester (LEI)	a		2049	2117	2149				2255
Leicester (LEI)	d		2050	2118	2130	2150		2226	2256
South Wigston (SWS)	d			2124				2232	
Narborough (NBR)	d			2129				2237	
Hinckley (HNK)	d			2138				2246	
Nuneaton (NUN)	d		2109	2145		2209		2252	2316
Coleshill Parkway (CEH)	d		2125	2200		2225		2308	2331
Water Orton (WTO)	d								
Birmingham New Street (BHM)	12 a		2138	2214		2238		2322	2344
Grantham (GRA)	7 d						2218		
Nottingham (NOT)	8 a			2230			2248		
Nottingham (NOT)	8 d								
Ilkeston (ILN)	d								
Langley Mill (LGM)	d								
Alfreton (ALF)	d								
Chesterfield (CHD)	d								
Sheffield (SHF)	7 a								
Sheffield (SHF)	7 d								
Stockport (SPT)	a								
Manchester Piccadilly (MAN)	10 a								
Manchester Oxford Road (MCO)	a								
Warrington Central (WAC)	a								
Widnes (WID)	a								
Liverpool South Parkway (LPY)	← 7 a								
Liverpool Lime Street (LIV)	10 a								

NOTES (see introductory pages for explanation of train operator codes and standard symbols)

a Arrival time
d Departure time

M Also calls at Syston 2137, Sileby 2142, Barrow Upon Soar 2146, Loughborough 2152, East Midlands Parkway 2207, Attenborough 2220 and Beeston 2224

East Anglia and Peterborough to Leicester, Birmingham, Nottingham, Sheffield, Manchester and Liverpool

Saturdays

Operator	XC	XC	XC	EM	XC	EM	XC	EM	EM	XC	LE	XC	EM	XC	EM	XC	
Train ID	1P00	1P02	1N40	1R50	1N41	1R52	1G96	1R58	1R60	1P06	2E70	1N43	1R62	1P08	1N45	1R64	
Days of operation/Notes	1	1	1	A	1	B	1	C	D	1	E	1	1	1	1	1	
1st Class/Reservations/Bus/Ferry	1	1	1	1	1	1	1	1	1	1	1	1	1	1	1	1	
Norwich (NRW)	d								0548				0650			0755	
Thetford (TTF)	d								0622				0718			0823	
Ipswich (IPS)	d										0600						
Stowmarket (SMK)	d										0611						
Bury St Edmunds (BSE)	d										0629						
Soham (SOJ)	d										0649						
Stansted Airport (SSD)	← d				0527							0627			0727		
Cambridge (CBG)	d		0515		0557							0658			0800		
Ely (ELY)	4 d		0530		0612				0651		0659	0713	0749		0815	0850	
March (MCH)	d		0547		0632				0708		0719	0730	0807		0832	0907	
Peterborough (PBO)	8 a		0608		0652				0725		0739	0751	0828		0849	0924	
Peterborough (PBO)	8 d		0610		0654				0727			0754	0830		0854	0928	
Stamford (SMD)	d		0623		0707							0807			0907		
Oakham (OKM)	d		0637		0721							0821			0921		
Melton Mowbray (MMO)	d		0648		0732							0832			0932		
Leicester (LEI)	a		0705		0749							0849			0949		
Leicester (LEI)	d	0548	0648	0708		0750					0816		0850		0918	0950	1018
South Wigston (SWS)	d	0554	0654								0822						1024
Narborough (NBR)	d	0559	0659								0828				0928		1029
Hinckley (HNK)	d	0608	0708								0837				0936		1038
Nuneaton (NUN)	d	0615	0715	0730e		0809					0845		0909		0943	1009	1045
Coleshill Parkway (CEH)	d	0630	0731	0747		0825					0900		0925		0958	1025	1100
Water Orton (WTO)	d		0735					0844							1002		
Birmingham New Street (BHM)	12 a	0645	0746	0803		0838		0855			0914		0938		1015	1038	1115
Grantham (GRA)	7 d								0757				0900				0958
Nottingham (NOT)	8 a								0838				0936				1037
Nottingham (NOT)	8 d			0520		0636			0746	0845			0945				1045
Ilkeston (ILN)	d								0800								
Langley Mill (LGM)	d																
Alfreton (ALF)	d					0700			0811	0909			1009				1109
Chesterfield (CHD)	d			0551		0710			0822	0920			1022				1123
Sheffield (SHF)	7 a			0615		0728			0840	0938			1037				1138
Sheffield (SHF)	7 d			0620		0734			0845	0943			1043				1144
Stockport (SPT)	a			0725		0825			0925	1025			1125				1225
Manchester Piccadilly (MAN)	10 a			0736		0835			0935	1035			1135				1235
Manchester Oxford Road (MCO)	a			0739		0839			0939	1039			1139				1239
Warrington Central (WAC)	a			0757		0857			0957	1057			1157				1257
Widnes (WID)	a			0805		0905			1005	1105			1205				1305
Liverpool South Parkway (LPY)	← 7 a			0816		0915			1017	1117			1217				1317
Liverpool Lime Street (LIV)	10 a			0829		0929			1029	1129			1229				1329

NOTES (see introductory pages for explanation of train operator codes and standard symbols)

- a Arrival time
- d Departure time
- e Arrives 4 minutes earlier

- A Also calls at Dore & Topley 0627, Grindleford 0635, Hathersage 0639, Bamford 0643, Hope (Derbyshire) 0647, Edale 0654 and Chinley 0702
- B Also calls at Dronfield 0717, Dore & Topley 0742, Chinley 0804 and Hazel Grove 0818
- C Also calls at Dronfield 0829
- D Also calls at Wymondham 0600, Attleborough 0608, Bottesford 0808, Aslockton 0814, Bingham 0819, Radcliffe (Notts) 0824 and Netherfield 0829
- E From Colchester, see table 006

East Anglia and Peterborough to Leicester, Birmingham, Nottingham, Sheffield, Manchester and Liverpool

Saturdays

Operator	LE	XC	EM	XC	XC	EM	XC	LE	XC	EM	XC	XC	EM	XC	LE	XC	EM	
Train ID	2E72	1N47	1R66	1P12	1N49	1R68	1P14	2E74	1N51	1R70	1P16	1N53	1R72	1P18	2E76	1N55	1R74	
Days of operation/Notes																	F	
1st Class/Reservations/Bus/Ferry																		
Catering facilities		1◇		1◇	1◇		1◇		1◇		1◇	1◇		1◇		1◇		
Norwich (NRW)	d		0853			0954				1056			1155				1255	
Thetford (TTF)	d		0921			1022				1124			1223				1323	
Ipswich (IPS)	d	0758						0958							1200			
Stowmarket (SMK)	d	0809						1009							1211			
Bury St Edmunds (BSE)	d	0829						1029							1229			
Soham (SOJ)	d	0849						1050							1249			
Stansted Airport (SSD)	← d		0827			0927			1027								1227	
Cambridge (CBG)	d		0900			1000			1100			1200					1300	
Ely (ELY)	4 d	0900	0915	0947		1015	1050		1100	1115	1150		1215	1251		1300	1315	1350
March (MCH)	d	0920	0932			1032			1120	1132	1207		1232			1320	1332	
Peterborough (PBO)	8 a	0940	0949	1020		1049	1121		1140	1149	1224		1249	1326		1340	1350	1425
Peterborough (PBO)	8 d		0954	1022		1054	1124			1154	1226		1254	1328			1354	1426
Stamford (SMD)	d		1007			1107				1207			1307				1407	
Oakham (OKM)	d		1021			1121				1221			1321				1421	
Melton Mowbray (MMO)	d		1032			1132				1232			1332				1432	
Leicester (LEI)	a		1049			1149				1249			1349				1449	
Leicester (LEI)	d		1050		1118	1150		1218		1250		1318	1350		1418		1450	
South Wigston (SWS)	d							1224							1424			
Narborough (NBR)	d				1128			1229				1328			1429			
Hinckley (HNK)	d				1136			1238				1336			1438			
Nuneaton (NUN)	d		1109		1143	1209		1245		1309		1343	1409		1445		1509	
Coleshill Parkway (CEH)	d		1125		1158	1225		1300		1325		1358	1425		1500		1525	
Water Orton (WTO)	d				1202							1402						
Birmingham New Street (BHM)	12 a		1138		1215	1238		1315		1338		1415	1438		1515		1538	
Grantham (GRA)	7 d			1055			1156			1259			1358				1459	
Nottingham (NOT)	8 a			1138			1237			1335			1434				1538	
Nottingham (NOT)	8 d			1145			1245			1344			1445				1545	
Ilkeston (ILN)	d						1301										1600	
Langley Mill (LGM)	d																	
Alfreton (ALF)	d			1208			1312			1408			1509				1611	
Chesterfield (CHD)	d			1223			1323			1421			1522				1621	
Sheffield (SHF)	7 a			1241			1339			1440			1538				1638	
Sheffield (SHF)	7 d			1245			1344			1444			1543				1643	
Stockport (SPT)	a			1325			1425			1525			1625				1725	
Manchester Piccadilly (MAN)	10 a			1335			1435			1535			1635				1735	
Manchester Oxford Road (MCO)	a			1339			1439			1539			1639				1739	
Warrington Central (WAC)	a			1357			1457			1557			1657				1759	
Widnes (WID)	a			1405			1505			1605			1705				1807	
Liverpool South Parkway (LPY)	← 7 a			1417			1517			1617			1717				1818	
Liverpool Lime Street (LIV)	10 a			1429			1529			1629			1729				1829	

NOTES (see introductory pages for explanation of train operator codes and standard symbols)

- a Arrival time
d Departure time

F Also calls at Birchwood 1754

East Anglia and Peterborough to Leicester, Birmingham, Nottingham, Sheffield, Manchester and Liverpool

Saturdays

Operator	EM	XC	XC	LE	XC	EM	XC	XC	EM	XC	LE	XC	EM	XC	XC	EM	XC
Train ID	1R76	1P20	1P22	2E78	1N59	1R78	1P24	1N61	1R80	1P26	2E80	1N63	1M82	1P28	1N65	1R84	1P30
Days of operation/Notes	G	◇	◇		◇		◇	◇	H	◇		◇	J	◇	◇	K	◇
1st Class/Reservations/Bus/Ferry																	
Catering facilities																	
Norwich (NRW)	d	1353				1455			1552				1654			1750	
Thetford (TTF)	d	1422				1523			1622				1724			1823	
Ipswich (IPS)	d			1402							1558						
Stowmarket (SMK)	d			1412							1609						
Bury St Edmunds (BSE)	d			1429							1629						
Soham (SOJ)	d			1449							1650						
Stansted Airport (SSD)	← d				1427							1627					
Cambridge (CBG)	d				1500		1600					1700			1800		
Ely (ELY)	4 d	1450		1500	1515	1550	1615	1650		1700	1715	1751		1815	1849		
March (MCH)	d			1520	1532		1632			1720	1731			1835	1907		
Peterborough (PBO)	8 a	1521		1540	1549	1623	1649	1723		1740	1749	1824		1851	1924		
Peterborough (PBO)	8 d	1525			1554	1627	1654	1725			1754	1828		1854	1928		
Stamford (SMD)	d				1607		1707				1807			1907			
Oakham (OKM)	d				1621		1721				1821			1921			
Melton Mowbray (MMO)	d				1632		1732				1832			1932			
Leicester (LEI)	a				1649		1749				1849			1949			
Leicester (LEI)	d		1518	1618	1650		1718	1750		1818		1850		1918	1950		2018
South Wigston (SWS)	d			1624			1724			1824				1924			2024
Narborough (NBR)	d		1528	1629			1729			1829				1929			2029
Hinckley (HNK)	d		1536	1638			1738			1838				1938			2038
Nuneaton (NUN)	d		1543	1645	1709		1745	1809		1845		1909		1945	2009		2045
Coleshill Parkway (CEH)	d		1558	1700	1725		1800	1825		1900		1925		2000	2025		2100
Water Orton (WTO)	d		1602														
Birmingham New Street (BHM)	12 a		1615	1715	1738		1815	1838		1915		1938		2012	2038		2114
Grantham (GRA)	7 d	1557				1659			1758				1859c			1957c	
Nottingham (NOT)	8 a	1640				1738			1840				1931			2036	
Nottingham (NOT)	8 d	1645				1745			1847				1935			2039	
Ilkeston (ILN)	d	1703							1901				1950				
Langley Mill (LGM)	d					1802										2056	
Alfreton (ALF)	d	1714				1810			1912				2001			2104	
Chesterfield (CHD)	d	1725				1821			1923				2013			2115	
Sheffield (SHF)	7 a	1740				1839			1938				2029			2132	
Sheffield (SHF)	7 d	1744				1844			1943				2034				
Stockport (SPT)	a	1825				1925			2025				2118				
Manchester Piccadilly (MAN)	10 a	1835				1935			2036				2135				
Manchester Oxford Road (MCO)	a	1839				1939			2039								
Warrington Central (WAC)	a	1857				1957			2057								
Widnes (WID)	a	1905				2005			2105								
Liverpool South Parkway (LPY)	← 7 a	1918				2017			2117								
Liverpool Lime Street (LIV)	10 a	1929				2029			2129								

NOTES (see introductory pages for explanation of train operator codes and standard symbols)

- a Arrival time
- d Departure time
- c Arrives 3 minutes earlier

- G Also calls at Hunts Cross 1911
- H Also calls at Attleborough 1608
- J Also calls at Wymondham 1706 and Bingham 1916
- K Also calls at Wymondham 1802 and Attleborough 1809

East Anglia and Peterborough to Leicester, Birmingham, Nottingham, Sheffield, Manchester and Liverpool

Saturdays

	Operator	LE	XC	XC	XC	LE	EM	XC
1st Class/Reservations/Bus/Ferry	Train ID	2E82	1N67 1◇	1P32 1◇	1N69 1◇	2E84	1R88	1P34 1◇
Norwich (NRW)	d						2013	
Thetford (TTF)	d						2041	
Ipswich (IPS)	d	1758				2000		
Stowmarket (SMK)	d	1809				2011		
Bury St Edmunds (BSE)	d	1829				2029		
Soham (SOJ)	d	1849				2049		
Stansted Airport (SSD)	← d		1827					
Cambridge (CBG)	d		1900		2000			
Ely (ELY)	4 d	1900	1915		2015	2059	2109	
March (MCH)	d	1920	1932		2032	2119		
Peterborough (PBO)	8 a	1940	1949		2049	2139	2144	
Peterborough (PBO)	8 d		1954		2054		2150	
Stamford (SMD)	d		2007		2107			
Oakham (OKM)	d		2021		2121			
Melton Mowbray (MMO)	d		2032		2132			
Leicester (LEI)	a		2049		2149			
Leicester (LEI)	d		2050	2118	2150			2220
South Wigston (SWS)	d			2124				2226
Narborough (NBR)	d			2129				2231
Hinckley (HNK)	d			2138				2240
Nuneaton (NUN)	d		2109	2145	2209			2246
Coleshill Parkway (CEH)	d		2125	2200	2225			2302
Water Orton (WTO)	d							
Birmingham New Street (BHM)	12 a		2138	2214	2238			2315
Grantham (GRA)	7 d						2228f	
Nottingham (NOT)	8 a						2258	
Nottingham (NOT)	8 d							
Ilkeston (ILN)	d							
Langley Mill (LGM)	d							
Alfreton (ALF)	d							
Chesterfield (CHD)	d							
Sheffield (SHF)	7 a							
Sheffield (SHF)	7 d							
Stockport (SPT)	a							
Manchester Piccadilly (MAN)	10 a							
Manchester Oxford Road (MCO)	a							
Warrington Central (WAC)	a							
Widnes (WID)	a							
Liverpool South Parkway (LPY)	← 7 a							
Liverpool Lime Street (LIV)	10 a							

NOTES (see introductory pages for explanation of train operator codes and standard symbols)

- a Arrival time
- d Departure time
- f Arrives 5 minutes earlier

East Anglia and Peterborough to Leicester, Birmingham, Nottingham, Sheffield, Manchester and Liverpool

Sundays

Operator	LE	EM	EM	XC	EM	XC	EM	XC	LE	XC	EM	XC	XC	EM	XC	LE	XC
Train ID	2E72	1R50	1R52	1P00	1R54	1P12	1R56	1P14	2E74	1N51	1R58	1P16	1N53	1R60	1P18	2E76	1N55
Days of operation/Notes	A	B		◇		◇		◇	C	◇		◇	◇		◇		◇
1st Class/Reservations/Bus/Ferry																	
Norwich (NRW)	d						0955				1056						
Thetford (TTF)	d						1023				1124						
Ipswich (IPS)	d	0755							0955							1155	
Stowmarket (SMK)	d	0806							1006							1207	
Bury St Edmunds (BSE)	d	0823							1023							1225	
Soham (SOJ)	d	0842							1042							1244	
Stansted Airport (SSD)	←									1027			1127				1227
Cambridge (CBG)	d									1059			1159				1259
Ely (ELY)	4 d	0853					1049		1053	1115	1150		1215			1253	1315
March (MCH)	d	0913							1113	1132			1232			1313	1332
Peterborough (PBO)	8 a	0933					1120		1133	1149	1223		1249			1333	1349
Peterborough (PBO)	8 d						1123			1154	1225		1254				1354
Stamford (SMD)	d									1207			1307				1407
Oakham (OKM)	d									1221			1321				1421
Melton Mowbray (MMO)	d									1232			1332				1432
Leicester (LEI)	a									1249			1349				1449
Leicester (LEI)	d			1020		1120		1220		1250		1320	1350		1420		1450
South Wigston (SWS)	d							1226							1426		
Narborough (NBR)	d			1030		1130		1231				1330			1431		
Hinckley (HNK)	d			1038		1138		1240				1338			1440		
Nuneaton (NUN)	d			1046		1146		1246		1309		1346	1409		1446		1509
Coleshill Parkway (CEH)	d			1102		1202		1302		1325		1402	1425		1502		1525
Water Orton (WTO)	d																
Birmingham New Street (BHM)	12 a			1115		1215		1315		1339		1415	1439		1515		1539
Grantham (GRA)	7 d						1156				1258						
Nottingham (NOT)	8 a						1226				1327						
Nottingham (NOT)	8 d		0942	1044		1142		1241			1341			1443			
Ilkeston (ILN)	d					1157											
Langley Mill (LGM)	d						1258				1358						
Alfreton (ALF)	d		1005	1107		1209		1306			1406			1506			
Chesterfield (CHD)	d		1015	1118		1220		1317			1418			1517			
Sheffield (SHF)	7 a		1034	1134		1236		1333			1433			1533			
Sheffield (SHF)	7 d		1041	1140		1240		1338			1438			1538			
Stockport (SPT)	a		1125	1225		1325		1424			1525			1624			
Manchester Piccadilly (MAN)	10 a		1136	1236		1335		1437			1536			1636			
Manchester Oxford Road (MCO)	a		1140	1240		1339		1441			1539			1639			
Warrington Central (WAC)	a		1157	1257		1357		1458			1557			1657			
Widnes (WID)	a		1205	1305		1405		1506			1605			1705			
Liverpool South Parkway (LPY)	7 a		1216	1316		1415		1517			1615			1715			
Liverpool Lime Street (LIV)	10 a		1229	1329		1429		1529			1629			1729			

NOTES (see introductory pages for explanation of train operator codes and standard symbols)

- a Arrival time
- d Departure time
- A Runs until 10 September
- B Also calls at Dronfield 1023 and Dore & Totley 1049
- C From Colchester, see table 006

East Anglia and Peterborough to Leicester, Birmingham, Nottingham, Sheffield, Manchester and Liverpool

Sundays

Operator	EM	XC	XC	EM	XC	LE	XC	EM	XC	XC	EM	XC	LE	XC	EM	XC	XC
Train ID	1R62	1P20	1N57	1R64	1P22	2E78	1N59	1R68	1P24	1N61	1M80	1P26	2E80	1N63	1M82	1P28	1N65
1st Class/Reservations/Bus/Ferry Catering facilities		1◇	1◇		1◇		1◇		1◇	1◇		1◇		1◇		1◇	1◇
Norwich (NRW)	d			1347				1453			1554				1654		
Thetford (TTF)	d			1415				1521			1622				1722		
Ipswich (IPS)	d					1355							1555				
Stowmarket (SMK)	d					1407							1607				
Bury St Edmunds (BSE)	d					1425							1625				
Soham (SOJ)	d					1444							1644				
Stansted Airport (SSD)	← d		1327				1427			1527				1627			1727
Cambridge (CBG)	d		1359				1459			1559				1659			1759
Ely (ELY)	4 d		1415	1442		1453	1515	1548		1615			1653	1715	1749		1815
March (MCH)	d		1432			1513	1532	1606		1632			1713	1732			1832
Peterborough (PBO)	8 a		1449	1514		1533	1549	1622		1649	1715		1733	1749	1821		1849
Peterborough (PBO)	8 d	1436		1454	1523		1554	1624		1654	1721			1754	1826		1854
Stamford (SMD)	d			1507			1607			1707				1807			1907
Oakham (OKM)	d			1521			1621			1721				1821			1921
Melton Mowbray (MMO)	d			1532			1632			1732				1832			1932
Leicester (LEI)	a			1549			1649			1749				1849			1949
Leicester (LEI)	d		1520	1550		1620		1650		1720	1750		1820		1850		1920
South Wigston (SWS)	d					1626				1726							1926
Narborough (NBR)	d		1530			1631				1731			1830				1931
Hinckley (HNK)	d		1538			1640				1740			1838				1940
Nuneaton (NUN)	d		1546	1609		1646		1709		1746	1809		1846		1909		1946
Coleshill Parkway (CEH)	d		1602	1625		1702		1725		1802	1825		1902		1925		2002
Water Orton (WTO)	d																2025
Birmingham New Street (BHM)	12 a		1615	1639		1715		1739		1815	1839		1915		1939		2015
Grantham (GRA)	7 d	1508			1603e			1657			1801c						1858
Nottingham (NOT)	8 a	1539			1633			1733			1832						1934
Nottingham (NOT)	8 d	1543			1642			1747			1847						1948
Ilkeston (ILN)	d				1657												
Langley Mill (LGM)	d	1601			1703			1804			1904						
Alfreton (ALF)	d	1609			1711			1812			1912				2011		
Chesterfield (CHD)	d	1619			1722			1822			1923				2022		
Sheffield (SHF)	7 a	1634			1738			1837			1938				2037		
Sheffield (SHF)	7 d	1639			1743			1841			1942				2041		
Stockport (SPT)	a	1725			1825			1925			2024				2123		
Manchester Piccadilly (MAN)	10 a	1736			1836			1936			2039				2133		
Manchester Oxford Road (MCO)	a	1739			1840			1940									
Warrington Central (WAC)	a	1757			1857			1957									
Widnes (WID)	a	1805			1905			2005									
Liverpool South Parkway (LPY)	← 7 a	1815			1915			2017									
Liverpool Lime Street (LIV)	10 a	1829			1929			2029									

NOTES (see introductory pages for explanation of train operator codes and standard symbols)

- a Arrival time
- d Departure time
- c Arrives 9 minutes earlier
- e Arrives 10 minutes earlier

East Anglia and Peterborough to Leicester, Birmingham, Nottingham, Sheffield, Manchester and Liverpool

Sundays

Operator Train ID 1st Class/Reservations/Bus/Ferry	EM 1R74	XC 1P30 1◇	LE 2E82	XC 1N67 1◇	EM 1R76	XC 1N69 1◇	EM 1R78	XC 1P34 1◇
Norwich (NRW)	d	1754			1855		2052	
Thetford (TTF)	d	1822			1923		2120	
Ipswich (IPS)	d		1755					
Stowmarket (SMK)	d		1807					
Bury St Edmunds (BSE)	d		1825					
Soham (SOJ)	d		1844					
Stansted Airport (SSD)	← d			1827		1927		
Cambridge (CBG)	d			1859		1959		
Ely (ELY)	4 d	1848		1853 1915	1949 2015	2146		
March (MCH)	d		1913 1932		2032			
Peterborough (PBO)	8 a	1920		1933 1949	2023 2049	2219		
Peterborough (PBO)	8 d	1922		1954 2007	2030 2054	2223		
Stamford (SMD)	d			2021	2121			
Oakham (OKM)	d			2032	2132			
Melton Mowbray (MMO)	d			2049	2149			
Leicester (LEI)	a							
Leicester (LEI)	d		2020		2050		2150	2220
South Wigston (SWS)	d		2026					2226
Narborough (NBR)	d		2031					2231
Hinckley (HNK)	d		2040					2240
Nuneaton (NUN)	d		2046		2109		2209	2246
Coleshill Parkway (CEH)	d		2102		2125		2225	2302
Water Orton (WTO)	d							
Birmingham New Street (BHM)	12 a		2115		2139		2238	2315
Grantham (GRA)	7 d	2000f			2102		2255	
Nottingham (NOT)	8 a	2031			2132		2325	
Nottingham (NOT)	8 d							
Ilkeston (ILN)	d							
Langley Mill (LGM)	d							
Alfreton (ALF)	d							
Chesterfield (CHD)	d							
Sheffield (SHF)	7 a							
Sheffield (SHF)	7 d							
Stockport (SPT)	a							
Manchester Piccadilly (MAN)	10 a							
Manchester Oxford Road (MCO)	a							
Warrington Central (WAC)	a							
Widnes (WID)	a							
Liverpool South Parkway (LPY)	← 7 a							
Liverpool Lime Street (LIV)	10 a							

NOTES (see introductory pages for explanation of train operator codes and standard symbols)

- a Arrival time
- d Departure time
- f Arrives 8 minutes earlier