

Cardiff, Worcester, Bristol and Swindon to Westbury, Yeovil, Weymouth, Salisbury, Southampton, Portsmouth and Brighton

Mondays to Fridays

Operator	GW	GW	GW	GW	GW	GW	GW	GW	GW	GW	GW	SW	GW	GW	GW	GW	GW	GW	
Train ID	2001	1F01	1K71	1A01	1A02	2C02	1F03	2070	2020	1A04	2C04	1O24	1A06	1F05	1C70	1A07	2C06	1A10	
Days of operation/Notes		☒	☒☒	☒☒	☒☒		☒	☒		☒☒		☒	☒☒	☒☒	☒☒	☒☒		☒☒	
1st Class/Reservations/Bus/Ferry			☒	☒	☒					☒		☒	☒	☒	☒	☒		☒	
Catering facilities			☒	☒	☒					☒		☒	☒	☒	☒	☒		☒	
Cardiff Central (CDF)	7 d																		
Newport (South Wales) (NWP)	d													0628					
Severn Tunnel Jn (STJ)	d													0642					
Patchway (PWY)	d													0653					
Great Malvern (GMV)	d													0706					
Worcester Shrub Hill (WOS)	7 d																		
Cheltenham Spa (CNM)	d																		
Gloucester (GCR)	7 d																		
Bristol Parkway (BPW)	7 d																		
Filton Abbey Wood (FIT)	d													0710					
Stapleton Road (SRD)	d																		
Lawrence Hill (LWH)	d																		
Bristol Temple Meads (BRI)	10 d		0500	0510	0525	0547					0630	0640		0700	0722		0730	0740	0750
Keynsham (KYN)	d						0551					0647						0747	
Oldfield Park (OLF)	d						0558					0654						0754	
Bath Spa (BTH)	7 a		0512		0536	0558	0608				0642	0657		0711	0734		0741	0756	0802
Bath Spa (BTH)	7 d		0513				0609					0658		0735				0758	
Freshford (FFD)	d						0619					0707						0807	
Avoncliff (AVF)	d						0622					0710						0810	
Bradford-on-Avon (BOA)	d		0525	0535			0626					0714		0747				0814	
Swindon (SWI)	d									0611									
Chippenham (CPM)	d									0627									
Melksham (MKM)	d									0636									
Trowbridge (TRO)	d		0532	0541			0632			0646		0720		0753				0821	
Westbury (WSB)	a		0539	0549			0639			0653		0727		0800				0828	
Westbury (WSB)	d	0523	0548				0625	0641	0652	0655		0740		0803	0822				
Frome (FRO)	d						0634a		0701										
Bruton (BRU)	d								0713										
Castle Cary (CLC)	d								0719						0841a				
Yeovil Pen Mill (YVP)	d								0735g										
Yeovil Junction (YVJ)	a																		
Thornford (THO)	d								0739x										
Yetminster (YET)	d								0742x										
Chetnole (CNO)	d								0746x										
Maiden Newton (MDN)	d								0758										
Dorchester West (DCW)	d								0810										
Upwey (UPW)	d								0817										
Weymouth (WEY)	a								0823										
Dilton Marsh (DMH)	d									0657x									
Warminster (WMN)	d	0531	0556				0649			0704		0748		0811					
Salisbury (SAL)	a	0552	0617				0710			0726		0812		0832					
Romsey (ROM)	a		0636				0729			0755				0851					
Southampton Central (SOU)	a		0647				0740			0809				0902					
Fareham (FRM)	a		0710				0803							0927					
Cosham (CSA)	a		0719				0811							0935					
Fratton (FTN)	a		0727				0819							0943					
Portsmouth & Southsea (PMS)	a		0731				0822							0947					
Portsmouth Harbour (PMH)	a		0738				0827							0953					
Havant (HAV)	a																		
Chichester (CCH)	4 a																		
Barnham (BAA)	a																		
Worthing (WRH)	4 a																		
Shoreham-by-Sea (SSE)	a																		
Hove (HOV)	2 a																		
Brighton (BTN)	10 a																		

For the complete service between Cardiff and Newport see table 128

For the complete service between Cardiff and Bristol see table 134

For the complete service between Great Malvern and Worcester see table 74

For the complete service between Worcester, Cheltenham Spa, Gloucester and Bristol see table 132

For the complete service between Dorchester and Weymouth see table 154

For the complete service between Salisbury, Southampton and Portsmouth see table 154

For the complete service between Southampton/Portsmouth and Brighton see table 177

NOTES (see introductory pages for explanation of train operator codes and standard symbols)


- a Arrival time
- d Departure time
- x Stops on request
- g Arrives 4 minutes earlier

A To London Paddington via Newbury, see table 122

B From Yeovil Junction/Pen Mill to London Waterloo, see table 153

Cardiff, Worcester, Bristol and Swindon to Westbury, Yeovil, Weymouth, Salisbury, Southampton, Portsmouth and Brighton

Mondays to Fridays

Operator Train ID Days of operation/Notes 1st Class/Reservations/Bus/Ferry Catering facilities	GW	GW	GW	GW	GW	GW	GW	SW	GW	GW	GW	GW	GW	GW	GW	GW	SW	GW
	1A09	1F07	1A12	2M22	2O72	1A13	2F08	1V15 C	1F09	1A14	2O74	1A15	1C75	1F11	1A16	2C12	1040 B	1A17
	Ⓜ	Ⓜ	Ⓜ		Ⓜ	Ⓜ		Ⓜ	Ⓜ	Ⓜ	Ⓜ	Ⓜ	Ⓜ	Ⓜ	Ⓜ		Ⓜ	Ⓜ
Cardiff Central (CDF) 7 d		0728							0828					0928				
Newport (South Wales) (NWP) d		0742							0842					0942				
Severn Tunnel Jn (STJ) d		0752							0852					0952				
Patchway (PWY) d																		
Great Malvern (GMV) d																0845		
Worcester Shrub Hill (WOS) 7 d					0707											0900		
Cheltenham Spa (CNM) d					0734											0926		
Gloucester (GCR) 7 d					0748					0842						0942		
Bristol Parkway (BPW) 7 d					0823					0918						1016		
Filton Abbey Wood (FIT) d		0808			0827		0852		0909		0922			1008		1020		
Stapleton Road (SRD) d																		
Lawrence Hill (LWH) d																		
Bristol Temple Meads (BRI) 10 d	0800	0820	0830		0842	0900	0904		0923	0930	0945	1000		1022	1030	1045		1100
Keynsham (KYN) d		0827			0849		0911				0952					1052		
Oldfield Park (OLF) d		0834			0856		0918				0959					1059		
Bath Spa (BTH) 7 a	0811	0836	0842		0859	0911	0920		0935	0941	1001	1011		1034	1041	1101		1111
Bath Spa (BTH) 7 d		0837			0901		0921		0936		1003			1035		1103		
Freshford (FFD) d					0910						1012					1112		
Avoncliff (AVF) d					0912						1015					1115		
Bradford-on-Avon (BOA) d		0849			0916		0933		0948		1019			1047		1119		
Swindon (SWI) d				0845														
Chippenham (CPM) d				0900														
Melksham (MKM) d				0910														
Trowbridge (TRO) d		0856		0919	0923		0940		0955		1025			1054		1125		
Westbury (WSB) a		0903		0926	0930		0949		1002		1032			1101		1132		
Westbury (WSB) d		0904			0932		0952	0956	1003		1033		1055	1103			1136	
Frome (FRO) d					0942			1005			1043							
Bruton (BRU) d					0953			1017			1054							
Castle Cary (CLC) d					0959			1022			1059		1114a					
Yeovil Pen Mill (YVP) d					1013			1038a			1113							
Yeovil Junction (YVJ) a																		
Thornford (THO) d					1018x						1118x							
Yetminster (YET) d					1021x						1121x							
Chetnole (CNO) d					1025x						1125x							
Maiden Newton (MDN) d					1037						1137							
Dorchester West (DCW) d					1047						1153f							
Upwey (UPW) d					1055						1201							
Weymouth (WEY) a					1100						1206							
Dilton Marsh (DMH) d							0954x											
Warminster (WMN) d		0912					1001a		1011					1111			1148c	
Salisbury (SAL) a		0933							1032					1132			1209	
Romsey (ROM) a		0952							1051					1151				
Southampton Central (SOU) a		1003							1102					1202				
Fareham (FRM) a		1027							1127					1228				
Cosham (CSA) a		1035							1135					1236				
Fratton (FTN) a		1043							1143					1243				
Portsmouth & Southsea (PMS) a		1047							1147					1247				
Portsmouth Harbour (PMH)  a		1052							1152					1252				
Havant (HAV) a																		
Chichester (CCH) 4 a																		
Barnham (BAA) a																		
Worthing (WRH) 4 a																		
Shoreham-by-Sea (SSE) a																		
Hove (HOV) 2 a																		
Brighton (BTN) 10 a																		


NOTES (see introductory pages for explanation of train operator codes and standard symbols)

- a Arrival time
- d Departure time
- x Stops on request
- c Arrives 5 minutes earlier
- f Arrives 6 minutes earlier

- B From Yeovil Junction/Pen Mill to London Waterloo, see table 153
- C From London Waterloo, see table 153

Cardiff, Worcester, Bristol and Swindon to Westbury, Yeovil, Weymouth, Salisbury, Southampton, Portsmouth and Brighton

Mondays to Fridays

Operator Train ID Days of operation/Notes 1st Class/Reservations/Bus/Ferry Catering facilities	GW	GW	SW	GW	GW	GW	GW	SW	GW	GW	GW	GW	GW	GW	GW	GW	SW	GW
	2M24	1C77	1V23 D B	1F13	1A18	2O76	1A19	1V27 D B	1F15	1A20	1O98	1C81	1A21	2M26	1F17	1A22	1O50 B B	2C18
Cardiff Central (CDF) 7 d				1030					1130						1230			
Newport (South Wales) (NWP) d				1044					1144						1244			
Severn Tunnel Jn (STJ) d																		
Patchway (PWY) d																		
Great Malvern (GMV) d													1041					
Worcester Shrub Hill (WOS) 7 d													1056					
Cheltenham Spa (CNM) d													1123					
Gloucester (GCR) 7 d						1040							1141					1242
Bristol Parkway (BPW) 7 d						1115							1216					1316
Filton Abbey Wood (FIT) d				1107		1118			1207				1220			1307		1320
Stapleton Road (SRD) d																		
Lawrence Hill (LWH) d																		
Bristol Temple Meads (BRI) 10 d				1122	1130	1145	1200		1222	1230	1242		1300		1322	1330		1346
Keynsham (KYN) d						1152					1249							1353
Oldfield Park (OLF) d						1159					1256							1400
Bath Spa (BTH) 7 a				1134	1141	1201	1211		1234	1241	1258		1311		1334	1341		1403
Bath Spa (BTH) 7 d				1135		1203			1235		1300				1335			1404
Freshford (FFD) d						1212					1309							1413
Avoncliff (AVF) d						1215					1312							1415
Bradford-on-Avon (BOA) d				1147		1219			1247		1316				1347			1419
Swindon (SWI) d	1106														1315			
Chippenham (CPM) d	1121														1330			
Melksham (MKM) d	1131														1340			
Trowbridge (TRO) d	1140			1154		1225			1254		1322			1349	1354			1426
Westbury (WSB) a	1147			1201		1232			1301		1329			1356	1401			1433
Westbury (WSB) d		1154	1159	1203		1234		1257	1303		1331	1353			1403		1413	1436
Frome (FRO) d			1221e			1243		1318f										1447a
Bruton (BRU) d			1232			1255		1331										
Castle Cary (CLC) d		1213a	1238			1300		1339g				1412a						
Yeovil Pen Mill (YVP) d			1255			1314		1354										
Yeovil Junction (YVJ) a			1300					1400										
Thornford (THO) d						1318x												
Yetminster (YET) d						1321x												
Chetnole (CNO) d						1325x												
Maiden Newton (MDN) d						1337												
Dorchester West (DCW) d						1353f												
Upwey (UPW) d						1401												
Weymouth (WEY) a						1406												
Dilton Marsh (DMH) d											1334x							
Warminster (WMN) d				1211					1311		1341				1411		1423	
Salisbury (SAL) a				1232					1332		1402				1432		1443	
Romsey (ROM) a				1251					1351		1421				1451			
Southampton Central (SOU) a				1302					1402		1432				1502			
Fareham (FRM) a				1327					1427		1456				1527			
Cosham (CSA) a				1335					1435		1505				1535			
Fratton (FTN) a				1343					1443						1543			
Portsmouth & Southsea (PMS) a				1347					1447						1547			
Portsmouth Harbour (PMH)  a				1352					1452						1552			
Havant (HAV) a											1511							
Chichester (CCH) 4 a											1525							
Barnham (BAA) a											1536							
Worthing (WRH) 4 a											1554							
Shoreham-by-Sea (SSE) a											1600							
Hove (HOV) 2 a											1610							
Brighton (BTN) 10 a											1615							

NOTES (see introductory pages for explanation of train operator codes and standard symbols)

- a Arrival time
- d Departure time
- x Stops on request
- e Arrives 12 minutes earlier
- f Arrives 6 minutes earlier
- g Arrives 4 minutes earlier

B From Yeovil Junction/Pen Mill to London Waterloo, see table 153

D From Basingstoke, see table 153

Cardiff, Worcester, Bristol and Swindon to Westbury, Yeovil, Weymouth, Salisbury, Southampton, Portsmouth and Brighton

Mondays to Fridays

Operator Train ID Days of operation/Notes 1st Class/Reservations/Bus/Ferry Catering facilities	GW	GW	GW	GW	GW	SW	GW	GW	GW	GW	GW	GW	GW	GW	GW	GW	GW	GW
	1A23	1F19	2F94	1A24	2O78	1O56 B	1C85	1A25	2M28	1F21	1A26	2C22	1A27	2R23	1F23	2F96	1A28	2O80
Cardiff Central (CDF)	7 d	1330								1430					1530			
Newport (South Wales) (NWP)	d	1344								1444					1544			
Severn Tunnel Jn (STJ)	d																	
Patchway (PWY)	d																	
Great Malvern (GMV)	d				1242													
Worcester Shrub Hill (WOS)	7 d				1257													1456
Cheltenham Spa (CNM)	d				1324													1524
Gloucester (GCR)	7 d				1338							1440						1540
Bristol Parkway (BPW)	7 d				1416							1516						1615
Filton Abbey Wood (FIT)	d	1409			1419					1507		1520		1559	1607			1619
Stapleton Road (SRD)	d																	
Lawrence Hill (LWH)	d																	
Bristol Temple Meads (BRI)	10 d	1400	1422		1430	1445		1500		1522	1530	1545	1600		1622		1630	1645
Keynsham (KYN)	d					1452						1552		1612				1652
Oldfield Park (OLF)	d					1459						1559		1619				1659
Bath Spa (BTH)	7 a	1412	1434		1441	1501		1512		1534	1541	1601	1612	1621	1634		1641	1701
Bath Spa (BTH)	7 d		1435			1503				1535		1603			1635			1703
Freshford (FFD)	d					1512						1612						1712
Avoncliff (AVF)	d					1514						1614						1715
Bradford-on-Avon (BOA)	d		1447			1518				1547		1618			1647			1719
Swindon (SWI)	d								1514									
Chippenham (CPM)	d								1530									
Melksham (MKM)	d								1539									
Trowbridge (TRO)	d		1454			1525			1549	1554		1625			1654			1725
Westbury (WSB)	a		1501			1532			1558	1601		1632			1701			1732
Westbury (WSB)	d		1503	1512		1534	1544	1554		1603					1703	1712		1734
Frome (FRO)	d					1545												1743
Bruton (BRU)	d					1556												1755
Castle Cary (CLC)	d					1605g		1613a										1801
Yeovil Pen Mill (YVP)	d					1619												1820h
Yeovil Junction (YVJ)	a																	
Thornford (THO)	d					1624x												1824x
Yetminster (YET)	d					1627x												1827x
Chetnole (CNO)	d					1631x												1831x
Maiden Newton (MDN)	d					1643												1843
Dorchester West (DCW)	d					1653												1854
Upwey (UPW)	d					1701												1901
Weymouth (WEY)	a					1706												1906
Dilton Marsh (DMH)	d			1514x												1714x		
Warminster (WMN)	d		1511	1521a			1552			1611					1711	1721a		
Salisbury (SAL)	a		1532				1612			1632					1732			
Romsey (ROM)	a		1551							1651					1751			
Southampton Central (SOU)	a		1602							1702					1802			
Fareham (FRM)	a		1627							1727					1827			
Cosham (CSA)	a		1635							1736					1835			
Fratton (FTN)	a		1643							1743					1846			
Portsmouth & Southsea (PMS)	a		1648							1747					1849			
Portsmouth Harbour (PMH)	a		1652							1752					1854			
Havant (HAV)	a																	
Chichester (CCH)	4 a																	
Barnham (BAA)	a																	
Worthing (WRH)	4 a																	
Shoreham-by-Sea (SSE)	a																	
Hove (HOV)	2 a																	
Brighton (BTN)	10 a																	


NOTES (see introductory pages for explanation of train operator codes and standard symbols)

- a Arrival time
- d Departure time
- x Stops on request
- g Arrives 4 minutes earlier
- h Arrives 7 minutes earlier

B From Yeovil Junction/Pen Mill to London Waterloo, see table 153

Cardiff, Worcester, Bristol and Swindon to Westbury, Yeovil, Weymouth, Salisbury, Southampton, Portsmouth and Brighton

Mondays to Fridays

Operator Train ID Days of operation/Notes 1st Class/Reservations/Bus/Ferry Catering facilities	GW	GW	GW	GW	GW	GW	GW	GW	GW	GW	GW	GW	GW	GW	GW	GW	GW	GW	GW
	1A29	2F24	1C89	1F25	1A30	2M30	2O82	1C91	1A31	2C26	1F27	1A32	2C28	2B90 F	1J93	1C93	1A33	1F29	
	1	1	1	1	1	1	1	1	1	1	1	1	1	1	1	1	1	1	1
Cardiff Central (CDF) 7 d				1627							1727								1830
Newport (South Wales) (NWP) d				1641							1741								1844
Severn Tunnel Jn (STJ) d				1651							1751								1854
Patchway (PWY) d																			
Great Malvern (GMV) d													1643						
Worcester Shrub Hill (WOS) 7 d													1658						
Cheltenham Spa (CNM) d													1724						
Gloucester (GCR) 7 d							1642						1742	1750					
Bristol Parkway (BPW) 7 d		1645					1716			1747			1817						
Filton Abbey Wood (FIT) d		1650		1706			1720			1751	1807		1821						1911
Stapleton Road (SRD) d		1655								1756									
Lawrence Hill (LWH) d		1658								1759									
Bristol Temple Meads (BRI) 10 d	1700	1706		1722	1729		1745		1800	1810	1824	1830	1843				1900	1924	
Keynsham (KYN) d		1713			1736		1752			1817			1850						
Oldfield Park (OLF) d		1720					1759			1824			1857						
Bath Spa (BTH) 7 a	1712	1723		1734	1743		1801		1811	1826	1836	1842	1859				1911	1936	
Bath Spa (BTH) 7 d		1724		1735			1803			1827	1837		1901						1937
Freshford (FFD) d		1733					1812			1837			1910						
Avoncliff (AVF) d							1814			1839			1912						
Bradford-on-Avon (BOA) d		1738		1747			1818			1843	1850		1916						1949
Swindon (SWI) d						1736							1852						
Chippenham (CPM) d						1752							1907						
Melksham (MKM) d						1803							1917						
Trowbridge (TRO) d		1744		1754		1812	1825			1850	1857		1923						1957
Westbury (WSB) a		1751		1801		1819	1832			1857	1904		1930	1934					2004
Westbury (WSB) d		1752	1757	1803			1833	1856			1905			1935	1946	1959			2005
Frome (FRO) d							1843								2001a				
Bruton (BRU) d							1855												
Castle Cary (CLC) d			1816a				1901	1915a								2018a			
Yeovil Pen Mill (YVP) d							1917												
Yeovil Junction (YVJ) a																			
Thornford (THO) d							1921x												
Yetminster (YET) d							1924x												
Chetnole (CNO) d							1928x												
Maiden Newton (MDN) d							1940												
Dorchester West (DCW) d							1951												
Upwey (UPW) d							1958												
Weymouth (WEY) a							2003												
Dilton Marsh (DMH) d		1756x											1938x						
Warminster (WMN) d		1801a		1811							1913		1944a						2013
Salisbury (SAL) a				1832							1932								2034
Romsey (ROM) a				1851							1951								2053
Southampton Central (SOU) a				1903							2002								2104
Fareham (FRM) a				1926							2027								2126
Cosham (CSA) a				1935															
Fratton (FTN) a				1943							2043								2141
Portsmouth & Southsea (PMS) a				1947							2047								2144
Portsmouth Harbour (PMH)  a				1952							2052								2149
Havant (HAV) a																			
Chichester (CCH) 4 a																			
Barnham (BAA) a																			
Worthing (WRH) 4 a																			
Shoreham-by-Sea (SSE) a																			
Hove (HOV) 2 a																			
Brighton (BTN) 10 a																			

NOTES (see introductory pages for explanation of train operator codes and standard symbols)

- a Arrival time
- d Departure time
- x Stops on request

F Via Stroud

Cardiff, Worcester, Bristol and Swindon to Westbury, Yeovil, Weymouth, Salisbury, Southampton, Portsmouth and Brighton

Mondays to Fridays

Operator	GW	GW	GW	GW	GW	GW	GW	GW	GW	GW	GW	GW	SW	GW	GW
Train ID	2C30	1A35	1F91	1C96	2M34	2O98	1A37	1F33	1C98	1F35	1A39	1F37	1058	2C36	2C38
Days of operation/Notes			E										G		
1st Class/Reservations/Bus/Ferry															
Catering facilities															
Cardiff Central (CDF)	7 d		1930					2030				2130			
Newport (South Wales) (NWP)	d		1944					2044				2144			
Severn Tunnel Jn (STJ)	d							2055				2154			
Patchway (PWY)	d														
Great Malvern (GMV)	d													2116	
Worcester Shrub Hill (WOS)	7 d													2133	
Cheltenham Spa (CNM)	d													2200	
Gloucester (GCR)	7 d	1842								2121				2211	
Bristol Parkway (BPW)	7 d	1918				2030								2246	
Filton Abbey Wood (FIT)	d	1922		2007		2034		2113		2125		2211		2249	
Stapleton Road (SRD)	d									2132					
Lawrence Hill (LWH)	d									2135					
Bristol Temple Meads (BRI)	10 d	1947	2000	2024		2050	2100	2125		2145	2200	2225		2304	2345
Keynsham (KYN)	d	1954				2057				2152		2232		2311	2352
Oldfield Park (OLF)	d	2001				2104				2159				2318	2358
Bath Spa (BTH)	7 a	2003	2011	2036		2106	2111	2137		2202	2212	2239		2320	0002
Bath Spa (BTH)	7 d	2006		2037		2108		2138		2203		2241		2322	0004
Freshford (FFD)	d	2016				2117				2213				2331	0013
Avoncliff (AVF)	d	2019				2119				2215				2334	0015
Bradford-on-Avon (BOA)	d	2023		2049		2123		2150		2219		2253		2338	0019
Swindon (SWI)	d					2045									
Chippenham (CPM)	d					2100									
Melksham (MKM)	d					2110									
Trowbridge (TRO)	d	2029		2055		2119	2130		2157		2226		2259	2344	0026
Westbury (WSB)	a	2036		2102		2126	2137		2204		2233		2306	2351	0033
Westbury (WSB)	d	2039		2106	2121		2140		2205	2222	2234		2309	2312	0034
Frome (FRO)	d	2049a					2149						2318a		0043a
Bruton (BRU)	d						2201								
Castle Cary (CLC)	d			2140a			2207		2241a						
Yeovil Pen Mill (YVP)	d						2223								
Yeovil Junction (YVJ)	a														
Thornford (THO)	d						2227x								
Yetminster (YET)	d						2230x								
Chetnole (CNO)	d						2234x								
Maiden Newton (MDN)	d						2246								
Dorchester West (DCW)	d						2257								
Upwey (UPW)	d						2304								
Weymouth (WEY)	a						2309								
Dilton Marsh (DMH)	d								2207x						
Warminster (WMN)	d								2214		2242		2320		
Salisbury (SAL)	a			2114					2236		2301		2340		
Romsey (ROM)	a			2135											
Southampton Central (SOU)	a			2155					2255		2320				
Fareham (FRM)	a			2206					2306		2331				
Cosham (CSA)	a			2241					2330		2354				
Fratton (FTN)	a			2256					2345		0012				
Portsmouth & Southsea (PMS)	a			2259					2348		0015				
Portsmouth Harbour (PMH)	a			2304					2353						
Havant (HAV)	a														
Chichester (CCH)	4 a														
Barnham (BAA)	a														
Worthing (WRH)	4 a														
Shoreham-by-Sea (SSE)	a														
Hove (HOV)	2 a														
Brighton (BTN)	10 a														

NOTES (see introductory pages for explanation of train operator codes and standard symbols)

- a Arrival time
- d Departure time
- x Stops on request

E Also calls at Southampton Airport Parkway 2214, Eastleigh 2219, Hedge End 2229 and Botley 2233
 G From Yeovil Junction

Cardiff, Worcester, Bristol and Swindon to Westbury, Yeovil, Weymouth, Salisbury, Southampton, Portsmouth and Brighton

Saturdays

Operator	GW	GW	GW	GW	GW	GW	GW	GW	GW	GW	GW	SW	GW	GW	GW	GW	GW	GW
Train ID	2001	1A01	1F01	1F03	2070	1A03	1A04	2C04	1A06	1F05	1A07	1026 A	2C06	1A10	1F07	1A12	2M22	2072
Days of operation/Notes																		
1st Class/Reservations/Bus/Ferry																		
Catering facilities																		
Cardiff Central (CDF) 7 d										0629					0727			
Newport (South Wales) (NWP) d										0644					0741			
Severn Tunnel Jn (STJ) d										0654					0751			
Patchway (PWY) d																		
Great Malvern (GMV) d																		
Worcester Shrub Hill (WOS) 7 d																		
Cheltenham Spa (CNM) d																		
Gloucester (GCR) 7 d																		
Bristol Parkway (BPW) 7 d								0621										
Filton Abbey Wood (FIT) d								0625		0711					0809			
Stapleton Road (SRD) d																		
Lawrence Hill (LWH) d																		
Bristol Temple Meads (BRI) 10 d		0530		0546		0600	0630	0640	0700	0723	0730		0736	0800	0822	0830		0840
Keynsham (KYN) d				0553				0647					0743					0847
Oldfield Park (OLF) d				0600				0654					0750					0854
Bath Spa (BTH) 7 a		0541		0602		0611	0641	0656	0711	0735	0742		0752	0811	0834	0841		0856
Bath Spa (BTH) 7 d				0604				0658		0736			0754		0835			0858
Freshford (FFD) d				0613				0707					0803					0907
Avoncliff (AVF) d				0616				0710					0806					0910
Bradford-on-Avon (BOA) d				0620				0714		0748			0810		0847			0914
Swindon (SWI) d																	0835	
Chippenham (CPM) d																	0857	
Melksham (MKM) d																	0906	
Trowbridge (TRO) d				0626				0720		0754			0817		0853		0916	0921
Westbury (WSB) a				0633				0727		0801			0824		0900		0923	0928
Westbury (WSB) d	0524		0601	0648	0647					0802		0810			0901			0929
Frome (FRO) d					0656													0938
Bruton (BRU) d					0708													0950
Castle Cary (CLC) d					0713													0955
Yeovil Pen Mill (YVP) d					0730c													1009
Yeovil Junction (YVJ) a																		
Thornford (THO) d					0734x													1013x
Yetminster (YET) d					0737x													1016x
Chetnole (CNO) d					0741x													1020x
Maiden Newton (MDN) d					0753													1032
Dorchester West (DCW) d					0804													1043
Upwey (UPW) d					0813													1051
Weymouth (WEY) a					0818													1056
Dilton Marsh (DMH) d				0650x											0904x			
Warminster (WMN) d	0532		0609	0658						0810		0818			0911			
Salisbury (SAL) a	0554		0630	0720						0832		0837			0932			
Romsey (ROM) a			0650	0742						0851					0951			
Southampton Central (SOU) a			0702	0755						0902					1003			
Fareham (FRM) a			0727	0824						0926					1027			
Cosham (CSA) a			0735	0832						0935					1035			
Fratton (FTN) a			0743	0840						0943					1043			
Portsmouth & Southsea (PMS) a			0746	0844						0946					1046			
Portsmouth Harbour (PMH) a			0751	0849						0951					1051			
Havant (HAV) a																		
Chichester (CCH) 4 a																		
Barnham (BAA) a																		
Worthing (WRH) 4 a																		
Shoreham-by-Sea (SSE) a																		
Hove (HOV) 2 a																		
Brighton (BTN) 10 a																		


NOTES (see introductory pages for explanation of train operator codes and standard symbols)

- a Arrival time
- d Departure time
- x Stops on request
- c Arrives 5 minutes earlier

A From Castle Cary to London Waterloo, see table 153

Cardiff, Worcester, Bristol and Swindon to Westbury, Yeovil, Weymouth, Salisbury, Southampton, Portsmouth and Brighton

Saturdays

Operator Train ID Days of operation/Notes 1st Class/Reservations/Bus/Ferry Catering facilities	GW	GW	GW	GW	GW	GW	GW	SW	GW	GW	GW	SW	GW	GW	GW	GW	GW	GW
	1C73	1A13	1F09	1A14	2M24	2O74	1A15	1V19 B	1F11	1A16	2C10	1O40 C	1A17	2M25	1C77	1F13	1A18	2O76
	08	08	08	08		08	08	08	08	08		08	08	08	08	08	08	08
Cardiff Central (CDF) 7 d			0827						0927							1030		
Newport (South Wales) (NWP) d			0841						0941							1044		
Severn Tunnel Jn (STJ) d			0851						0951									
Patchway (PWY) d																		
Great Malvern (GMV) d																		
Worcester Shrub Hill (WOS) 7 d										0856								
Cheltenham Spa (CNM) d										0924								
Gloucester (GCR) 7 d						0840				0941								1041
Bristol Parkway (BPW) 7 d						0916				1016								1117
Filton Abbey Wood (FIT) d			0909			0920			1009		1020					1109		1120
Stapleton Road (SRD) d																		
Lawrence Hill (LWH) d																		
Bristol Temple Meads (BRI) 10 d		0900	0922	0930		0935	1000		1023	1030	1043		1100		1122	1130	1142	
Keynsham (KYN) d						0942					1050							1149
Oldfield Park (OLF) d						0949					1057							1156
Bath Spa (BTH) 7 a		0911	0934	0941		0951	1012		1036	1041	1059		1111		1134	1141	1158	
Bath Spa (BTH) 7 d			0935			0954			1037		1101				1135		1200	
Freshford (FFD) d						1003					1110						1209	
Avoncliff (AVF) d						1006					1113						1212	
Bradford-on-Avon (BOA) d			0947			1010			1049		1117				1147		1216	
Swindon (SWI) d					0935								1105					
Chippenham (CPM) d					0950								1121					
Melksham (MKM) d					1000								1130					
Trowbridge (TRO) d			0954		1009	1016			1055		1123		1140		1154		1222	
Westbury (WSB) a			1001		1016	1022			1102		1131		1148		1201		1229	
Westbury (WSB) d	0955		1002			1031		1057	1103			1143		1153	1202		1231	
Frome (FRO) d						1040		1106a									1240	
Bruton (BRU) d						1052											1252	
Castle Cary (CLC) d	1014a					1057								1212a			1257	
Yeovil Pen Mill (YVP) d						1111											1311	
Yeovil Junction (YVJ) a																		
Thornford (THO) d						1115x											1315x	
Yetminster (YET) d						1118x											1318x	
Chetnole (CNO) d						1122x											1322x	
Maiden Newton (MDN) d						1136e											1336e	
Dorchester West (DCW) d						1153f											1354g	
Upwey (UPW) d						1202											1403	
Weymouth (WEY) a						1208											1408	
Dilton Marsh (DMH) d									1106x									
Warminster (WMN) d			1010						1113			1150			1210			
Salisbury (SAL) a			1032						1134		1211				1232			
Romsey (ROM) a			1051						1153						1251			
Southampton Central (SOU) a			1103						1204						1303			
Fareham (FRM) a			1127						1227						1327			
Cosham (CSA) a			1135						1235						1335			
Fratton (FTN) a			1143						1243						1343			
Portsmouth & Southsea (PMS) a			1146						1246						1346			
Portsmouth Harbour (PMH)  a			1151						1251						1351			
Havant (HAV) a																		
Chichester (CCH) 4 a																		
Barnham (BAA) a																		
Worthing (WRH) 4 a																		
Shoreham-by-Sea (SSE) a																		
Hove (HOV) 2 a																		
Brighton (BTN) 10 a																		

NOTES (see introductory pages for explanation of train operator codes and standard symbols)


- a Arrival time
- d Departure time
- x Stops on request
- e Arrives 3 minutes earlier
- f Arrives 7 minutes earlier
- g Arrives 8 minutes earlier

B From London Waterloo, see table 153

C From Frome to London Waterloo, see table 153

Cardiff, Worcester, Bristol and Swindon to Westbury, Yeovil, Weymouth, Salisbury, Southampton, Portsmouth and Brighton

Saturdays


Operator Train ID 1st Class/Reservations/Bus/Ferry Catering facilities	GW 1A19 11	GW 1F15 11	GW 1A20 11	GW 2C13	GW 1A21 11	GW 2M26	GW 1C81 11	GW 1F17 11	GW 1A22 11	GW 2C14	GW 1A23 11	GW 1F19 11	GW 1A24 11	GW 2O78 11	GW 1A25 11	GW 1C85 11	GW 2M27	GW 1F21 11
Cardiff Central (CDF) 7 d		1130						1227				1330						1430
Newport (South Wales) (NWP) d		1144						1241				1344						1444
Severn Tunnel Jn (STJ) d																		
Patchway (PWY) d																		
Great Malvern (GMV) d																		
Worcester Shrub Hill (WOS) 7 d				1057										1257				
Cheltenham Spa (CNM) d				1123										1323				
Gloucester (GCR) 7 d				1141					1241					1341				
Bristol Parkway (BPW) 7 d				1216					1317					1416				
Filton Abbey Wood (FIT) d		1209		1220				1304		1320		1409		1420				1509
Stapleton Road (SRD) d																		
Lawrence Hill (LWH) d																		
Bristol Temple Meads (BRI) 10 d	1200	1222	1230	1242	1300			1322	1330	1345	1400	1422	1430	1442	1500			1522
Keynsham (KYN) d				1249						1352				1449				
Oldfield Park (OLF) d				1256						1359				1456				
Bath Spa (BTH) 7 a	1211	1234	1241	1258	1312			1334	1341	1401	1411	1434	1441	1458	1511			1534
Bath Spa (BTH) 7 d		1235		1300				1335		1403		1435		1500				1535
Freshford (FFD) d				1309						1412				1509				
Avoncliff (AVF) d				1312						1415				1512				
Bradford-on-Avon (BOA) d		1247		1316				1347		1419		1447		1516				1547
Swindon (SWI) d						1305												1505
Chippenham (CPM) d						1321												1527
Melksham (MKM) d						1330												1537
Trowbridge (TRO) d		1253		1322		1340		1354		1425		1453		1522				1546
Westbury (WSB) a		1300		1329		1348		1401		1432		1500		1529				1554
Westbury (WSB) d		1301					1354	1402				1501		1531		1553		1602
Frome (FRO) d														1540				
Bruton (BRU) d														1552				
Castle Cary (CLC) d							1413a							1559e		1612a		
Yeovil Pen Mill (YVP) d														1613				
Yeovil Junction (YVJ) a																		
Thornford (THO) d														1617x				
Yetminster (YET) d														1620x				
Chetnole (CNO) d														1624x				
Maiden Newton (MDN) d														1639h				
Dorchester West (DCW) d														1653h				
Upwey (UPW) d														1702				
Weymouth (WEY) a														1708				
Dilton Marsh (DMH) d		1304x										1504x						
Warminster (WMN) d		1311						1410				1511						1610
Salisbury (SAL) a		1332						1432				1532						1632
Romsey (ROM) a		1351						1451				1551						1651
Southampton Central (SOU) a		1403						1503				1603						1703
Fareham (FRM) a		1427						1527				1627						1727
Cosham (CSA) a		1435						1535				1635						1735
Fratton (FTN) a		1443						1543				1643						1743
Portsmouth & Southsea (PMS) a		1446						1546				1646						1746
Portsmouth Harbour (PMH)  a		1451						1551				1651						1751
Havant (HAV) a																		
Chichester (CCH) 4 a																		
Barnham (BAA) a																		
Worthing (WRH) 4 a																		
Shoreham-by-Sea (SSE) a																		
Hove (HOV) 2 a																		
Brighton (BTN) 10 a																		

NOTES (see introductory pages for explanation of train operator codes and standard symbols)

- a Arrival time
- d Departure time
- x Stops on request
- e Arrives 3 minutes earlier
- h Arrives 4 minutes earlier

Cardiff, Worcester, Bristol and Swindon to Westbury, Yeovil, Weymouth, Salisbury, Southampton, Portsmouth and Brighton

Saturdays

Operator Train ID 1st Class/Reservations/Bus/Ferry Catering facilities	GW 1A26 ⌘	GW 2C18	GW 1A27 ⌘	GW 2M29	GW 1F23 ⌘	GW 2F96	GW 1A28 ⌘	GW 2C25	GW 1C89 ⌘	GW 1A29 ⌘	GW 1F25 ⌘	GW 1A30 ⌘	GW 2M30	GW 2O82 ⌘	GW 1A31 ⌘	GW 1F27 ⌘	GW 1A32 ⌘	GW 2C27
Cardiff Central (CDF) 7 d					1530						1627					1727		
Newport (South Wales) (NWP) d					1544						1641					1741		
Severn Tunnel Jn (STJ) d											1651					1751		
Patchway (PWY) d																		
Great Malvern (GMV) d																		
Worcester Shrub Hill (WOS) 7 d								1457										1657
Cheltenham Spa (CNM) d								1523										1723
Gloucester (GCR) 7 d		1441						1541					1641					1741
Bristol Parkway (BPW) 7 d		1517						1617					1716					1817
Filton Abbey Wood (FIT) d		1520			1609			1620			1709			1720		1809		1820
Stapleton Road (SRD) d																		
Lawrence Hill (LWH) d																		
Bristol Temple Meads (BRI) 10 d	1530	1542	1600		1622		1630	1645		1700	1722	1730		1743	1800	1822	1830	1845
Keynsham (KYN) d		1549						1652						1750				1852
Oldfield Park (OLF) d		1556						1659						1757				1859
Bath Spa (BTH) 7 a	1541	1558	1612		1634		1641	1701		1711	1734	1741		1759	1811	1834	1841	1901
Bath Spa (BTH) 7 d		1600			1635			1703			1735			1801		1835		1903
Freshford (FFD) d		1609						1712						1810				1912
Avoncliff (AVF) d		1612						1715						1813				1915
Bradford-on-Avon (BOA) d		1616			1647			1719			1747			1817		1847		1919
Swindon (SWI) d				1603									1735					
Chippenham (CPM) d				1618									1750					
Melksham (MKM) d				1628									1800					
Trowbridge (TRO) d		1622	1637	1654				1725			1754		1809	1823		1854		1925
Westbury (WSB) a		1629	1644	1701				1732			1801		1817	1830		1901		1932
Westbury (WSB) d				1702	1711				1753		1802			1832		1902		
Frome (FRO) d														1841				
Bruton (BRU) d														1853				
Castle Cary (CLC) d									1812a					1859				
Yeovil Pen Mill (YVP) d														1914				
Yeovil Junction (YVJ) a																		
Thornford (THO) d														1918x				
Yetminster (YET) d														1921x				
Chetnole (CNO) d														1925x				
Maiden Newton (MDN) d														1937				
Dorchester West (DCW) d														1953j				
Upwey (UPW) d														2002				
Weymouth (WEY) a														2008				
Dilton Marsh (DMH) d						1713x												
Warminster (WMN) d				1710	1721a						1810					1910		
Salisbury (SAL) a				1732							1832					1932		
Romsey (ROM) a				1751							1851					1951		
Southampton Central (SOU) a				1803							1903					2003		
Fareham (FRM) a				1827							1927					2027		
Cosham (CSA) a				1835							1935							
Fratton (FTN) a				1843							1943					2042		
Portsmouth & Southsea (PMS) a				1846							1946					2046		
Portsmouth Harbour (PMH)  a				1851							1951					2051		
Havant (HAV) a																		
Chichester (CCH) 4 a																		
Barnham (BAA) a																		
Worthing (WRH) 4 a																		
Shoreham-by-Sea (SSE) a																		
Hove (HOV) 2 a																		
Brighton (BTN) 10 a																		

NOTES (see introductory pages for explanation of train operator codes and standard symbols)

- a Arrival time
- d Departure time
- x Stops on request
- j Arrives 6 minutes earlier

Cardiff, Worcester, Bristol and Swindon to Westbury, Yeovil, Weymouth, Salisbury, Southampton, Portsmouth and Brighton

Saturdays

Operator Train ID Days of operation/Notes 1st Class/Reservations/Bus/Ferry Catering facilities	SW 1V55 B B	GW 1A33 B B	GW 1F29 B B	GW 2M40 B B	GW 1C94 B B	GW 2C30 B B	GW 1A35 B B	GW 1F31 B B	GW 1C96 B B	GW 2O98 B B	GW 1A37 B B	GW 2M44 B B	GW 1F33 B B	GW 2C32 B B	GW 1A39 B B	GW 2C34 B B	SW 1O58 B B	GW 1A40 B B
Cardiff Central (CDF) 7 d			1827					1930					2029					
Newport (South Wales) (NWP) d			1841					1944					2043					
Severn Tunnel Jn (STJ) d			1851															
Patchway (PWY) d																		
Great Malvern (GMV) d																		
Worcester Shrub Hill (WOS) 7 d																		
Cheltenham Spa (CNM) d																		
Gloucester (GCR) 7 d						1841												
Bristol Parkway (BPW) 7 d						1916												
Filton Abbey Wood (FIT) d			1909			1920		2009					2107					
Stapleton Road (SRD) d																		
Lawrence Hill (LWH) d																		
Bristol Temple Meads (BRI) 10 d		1900	1922			1942	2000	2022		2045	2100		2122	2140	2200	2215		2240
Keynsham (KYN) d						1950				2052				2147		2222		
Oldfield Park (OLF) d						1958				2059				2154		2229		
Bath Spa (BTH) 7 a		1911	1934			2000	2011	2034		2101	2111		2134	2156	2211	2231		2251
Bath Spa (BTH) 7 d			1935			2003		2035		2103			2135	2158		2233		
Freshford (FFD) d						2012				2112						2242		
Avoncliff (AVF) d						2015				2115						2245		
Bradford-on-Avon (BOA) d			1947			2019		2047		2119			2147	2210		2249		
Swindon (SWI) d				1935								2107						
Chippenham (CPM) d				1950								2122						
Melksham (MKM) d				2000								2132						
Trowbridge (TRO) d			1954	2009		2025		2054		2125		2141	2153	2216		2255		
Westbury (WSB) a			2001	2016		2032		2101		2132		2149	2200	2223		2302		
Westbury (WSB) d	1958		2002		2021	2033		2103	2121	2133			2204				2312	
Frome (FRO) d	2007					2043a				2147								
Bruton (BRU) d	2019									2158								
Castle Cary (CLC) d	2024				2040a				2140a	2203								
Yeovil Pen Mill (YVP) d	2039									2219								
Yeovil Junction (YVJ) a	2045																	
Thornford (THO) d										2224x								
Yetminster (YET) d										2227x								
Chetnole (CNO) d										2231x								
Maiden Newton (MDN) d										2243								
Dorchester West (DCW) d										2253								
Upwey (UPW) d										2302								
Weymouth (WEY) a										2307								
Dilton Marsh (DMH) d			2004x										2206x					
Warminster (WMN) d			2011					2111					2213				2319	
Salisbury (SAL) a			2032					2132					2234				2340	
Romsey (ROM) a			2051					2151					2253					
Southampton Central (SOU) a			2103					2202					2304					
Fareham (FRM) a			2127					2226					2327					
Cosham (CSA) a																		
Fratton (FTN) a			2142					2241					2341					
Portsmouth & Southsea (PMS) a			2146					2245					2345					
Portsmouth Harbour (PMH) a			2151					2250					2350					
Havant (HAV) a																		
Chichester (CCH) 4 a																		
Barnham (BAA) a																		
Worthing (WRH) 4 a																		
Shoreham-by-Sea (SSE) a																		
Hove (HOV) 2 a																		
Brighton (BTN) 10 a																		


NOTES (see introductory pages for explanation of train operator codes and standard symbols)

- a Arrival time
- d Departure time
- x Stops on request

B From London Waterloo, see table 153

Cardiff, Worcester, Bristol and Swindon to Westbury, Yeovil, Weymouth, Salisbury, Southampton, Portsmouth and Brighton

Saturdays

1st Class/Reservations/Bus/Ferry	Operator Train ID	GW 2C38	GW 1T42 □
Cardiff Central (CDF)	7 d		
Newport (South Wales) (NWP)	d		
Severn Tunnel Jn (STJ)	d		
Patchway (PWY)	d		
Great Malvern (GMV)	d		
Worcester Shrub Hill (WOS)	7 d		
Cheltenham Spa (CNM)	d		
Gloucester (GCR)	7 d		
Bristol Parkway (BPW)	7 d		
Filton Abbey Wood (FIT)	d		
Stapleton Road (SRD)	d		
Lawrence Hill (LWH)	d		
Bristol Temple Meads (BRI)	10 d	2311	2330
Keynsham (KYN)	d	2318	
Oldfield Park (OLF)	d	2324	
Bath Spa (BTH)	7 a	2327	2341
Bath Spa (BTH)	7 d	2328	
Freshford (FFD)	d	2337	
Avoncliff (AVF)	d	2340	
Bradford-on-Avon (BOA)	d	2344	
Swindon (SWI)	d		
Chippenham (CPM)	d		
Melksham (MKM)	d		
Trowbridge (TRO)	d	2350	
Westbury (WSB)	a	2357	
Westbury (WSB)	d	2358	
Frome (FRO)	d	0009a	
Bruton (BRU)	d		
Castle Cary (CLC)	d		
Yeovil Pen Mill (YVP)	d		
Yeovil Junction (YVJ)	a		
Thornford (THO)	d		
Yetminster (YET)	d		
Chetnole (CNO)	d		
Maiden Newton (MDN)	d		
Dorchester West (DCW)	d		
Upwey (UPW)	d		
Weymouth (WEY)	a		
Dilton Marsh (DMH)	d		
Warminster (WMN)	d		
Salisbury (SAL)	a		
Romsey (ROM)	a		
Southampton Central (SOU)	a		
Fareham (FRM)	a		
Cosham (CSA)	a		
Fratton (FTN)	a		
Portsmouth & Southsea (PMS)	a		
Portsmouth Harbour (PMH)	 a		
Havant (HAV)	a		
Chichester (CCH)	4 a		
Barnham (BAA)	a		
Worthing (WRH)	4 a		
Shoreham-by-Sea (SSE)	a		
Hove (HOV)	2 a		
Brighton (BTN)	10 a		

NOTES (see introductory pages for explanation of train operator codes and standard symbols)

- a Arrival time
- d Departure time

Cardiff, Worcester, Bristol and Swindon to Westbury, Yeovil, Weymouth, Salisbury, Southampton, Portsmouth and Brighton

Sundays

Operator	GW	GW	GW	GW	GW	GW	GW	GW	GW	GW	GW	SW	GW	GW	GW	GW	GW	GW	
Train ID	2C05	2071	1C75	2071	1A09	1A10	2M06	1F07	1C76	2074	1036	1A12	1F09	2F11	1093	1C78	1A14	1F11	
Days of operation/Notes		↔	↔↔	↔	↔↔	↔↔		↔	↔↔	↔	A	↔↔	↔		B	↔↔	↔↔	↔	
1st Class/Reservations/Bus/Ferry																			
Catering facilities																			
Cardiff Central (CDF)	7	d																	1025
Newport (South Wales) (NWP)		d											0918						1039
Severn Tunnel Jn (STJ)		d											0936						
Patchway (PWY)		d																	
Great Malvern (GMV)		d																	
Worcester Shrub Hill (WOS)	7	d																	
Cheltenham Spa (CNM)		d																	
Gloucester (GCR)	7	d																	
Bristol Parkway (BPW)	7	d																	
Filton Abbey Wood (FIT)		d																	
Stapleton Road (SRD)		d											1006						1103
Lawrence Hill (LWH)		d																	
Bristol Temple Meads (BRI)	10	d				0830	0900		0918		0934		1000	1020		1034		1100	1115
Keynsham (KYN)		d									0941					1041			1124
Oldfield Park (OLF)		d									0948					1048			1131
Bath Spa (BTH)	7	a				0841	0911		0930		0950		1011	1034		1050		1111	1133
Bath Spa (BTH)	7	d							0931		0951			1035		1051			1135
Freshford (FFD)		d									1000					1100			
Avoncliff (AVF)		d									1003					1103			
Bradford-on-Avon (BOA)		d							0943		1007			1047		1107			1147
Swindon (SWI)		d						0913											
Chippenham (CPM)		d						0928											
Melksham (MKM)		d						0938											
Trowbridge (TRO)		d						0947	0952		1013			1054		1113			1153
Westbury (WSB)		a						0954	0958		1020			1101		1120			1200
Westbury (WSB)		d	0755	0905	0917				1000	1003	1022	1043		1102	1110	1121	1157		1202
Frome (FRO)		d		0914							1032				1119a				
Bruton (BRU)		d		0926		←					1043								
Castle Cary (CLC)		d		0940c	0935a	0940c				1022a	1048						1216a		
Yeovil Pen Mill (YVP)		d		↔		1000e					1104								
Yeovil Junction (YVJ)		a																	
Thornford (THO)		d				1005x					1109x								
Yetminster (YET)		d				1008x					1112x								
Chetnole (CNO)		d				1012x					1116x								
Maiden Newton (MDN)		d				1027f					1130g								
Dorchester West (DCW)		d				1038					1141								
Upwey (UPW)		d				1046					1149								
Weymouth (WEY)		a				1051					1154								
Dilton Marsh (DMH)		d							1002x										1204x
Warminster (WMN)		d	0802a						1009			1051		1110		1129			1211
Salisbury (SAL)		a							1031			1112		1131		1151			1233
Romsey (ROM)		a							1051					1151		1210			1253
Southampton Central (SOU)		a							1102					1202		1221			1304
Fareham (FRM)		a							1126					1226		1243			1326
Cosham (CSA)		a							1134					1234		1254			1335
Fratton (FTN)		a							1142					1242					1342
Portsmouth & Southsea (PMS)		a							1146					1246					1346
Portsmouth Harbour (PMH)		a							1151					1251					1351
Havant (HAV)		a														1301			
Chichester (CCH)	4	a														1313			
Barnham (BAA)		a														1322			
Worthing (WRH)	4	a														1341			
Shoreham-by-Sea (SSE)		a														1349			
Hove (HOV)	2	a														1356			
Brighton (BTN)	10	a														1407			


NOTES (see introductory pages for explanation of train operator codes and standard symbols)

- a Arrival time
- d Departure time
- x Stops on request
- c Arrives 10 minutes earlier
- e Arrives 8 minutes earlier
- f Arrives 5 minutes earlier
- g Arrives 4 minutes earlier

- A From Yeovil Junction to London Waterloo, see table 153
- B Also calls at Portchester 1249 and Angmering 1332

Cardiff, Worcester, Bristol and Swindon to Westbury, Yeovil, Weymouth, Salisbury, Southampton, Portsmouth and Brighton


Sundays

Operator Train ID Days of operation/Notes 1st Class/Reservations/Bus/Ferry Catering facilities	GW	GW	GW	GW	GW	GW	GW	GW	GW	GW	GW	GW	GW	GW	GW	GW	GW	GW
	1A16	2M08	2O89	1F13	1A17	1A18	1C82	1F15	1F95	2O91	1A20	1F19	1A21	1A22	1C85	1F23	1A23	2M12
	1	C	D	1	1	1	1	E	1	1	1	1	1	1	1	1	1	1
Cardiff Central (CDF) 7 d				1125				1225				1325				1425		
Newport (South Wales) (NWP) d				1139				1239				1339				1439		
Severn Tunnel Jn (STJ) d																		
Patchway (PWY) d																		
Great Malvern (GMV) d																		
Worcester Shrub Hill (WOS) 7 d																		
Cheltenham Spa (CNM) d																		
Gloucester (GCR) 7 d																		
Bristol Parkway (BPW) 7 d																		
Filton Abbey Wood (FIT) d				1202				1302				1402				1502		
Stapleton Road (SRD) d																		
Lawrence Hill (LWH) d																		
Bristol Temple Meads (BRI) 10 d	1200			1215	1230	1300		1315	1334		1400	1415	1430	1500		1515	1530	
Keynsham (KYN) d				1222				1322	1341			1422				1522		
Oldfield Park (OLF) d				1229				1329	1348			1429				1529		
Bath Spa (BTH) 7 a	1211			1231	1241	1311		1332	1350		1411	1431	1441	1511		1532	1542	
Bath Spa (BTH) 7 d				1233				1333	1352			1433				1533		
Freshford (FFD) d				1242								1442						
Avoncliff (AVF) d				1245								1445						
Bradford-on-Avon (BOA) d				1249				1345	1404			1449				1545		
Swindon (SWI) d		1141	1141							1340								1544
Chippenham (CPM) d		1156	1156							1355								1559
Melksham (MKM) d		1206	1206							1404								1609
Trowbridge (TRO) d		1215	1215	1255				1352	1410	1414		1455			1552			1618
Westbury (WSB) a		1222	1222	1302				1359	1416	1421		1502			1559			1625
Westbury (WSB) d			1224	1303			1354	1402	1418	1422		1504		1556	1602			1628
Frome (FRO) d			1240							1432								1638a
Bruton (BRU) d			1251							1443								
Castle Cary (CLC) d			1256			1413a				1448			1615a					
Yeovil Pen Mill (YVP) d			1312							1502								
Yeovil Junction (YVJ) a																		
Thornford (THO) d			1317x							1508x								
Yetminster (YET) d			1320x							1511x								
Chetnole (CNO) d			1324x							1515x								
Maiden Newton (MDN) d			1336							1526								
Dorchester West (DCW) d			1346							1537								
Upwey (UPW) d			1354							1545								
Weymouth (WEY) a			1359							1551								
Dilton Marsh (DMH) d								1404x								1604x		
Warminster (WMN) d				1311				1411	1426			1512				1611		
Salisbury (SAL) a				1333				1433	1445			1533				1633		
Romsey (ROM) a				1352				1453	1504			1553				1652		
Southampton Central (SOU) a				1403				1504	1515			1605				1703		
Fareham (FRM) a				1426				1527	1537			1627				1727		
Cosham (CSA) a				1434				1535	1547			1636				1735		
Fratton (FTN) a				1442				1542	1555			1643				1743		
Portsmouth & Southsea (PMS) a				1446				1546				1647				1746		
Portsmouth Harbour (PMH)  a				1451				1551				1651				1751		
Havant (HAV) a																		
Chichester (CCH) 4 a																		
Barnham (BAA) a																		
Worthing (WRH) 4 a																		
Shoreham-by-Sea (SSE) a																		
Hove (HOV) 2 a																		
Brighton (BTN) 10 a																		

NOTES (see introductory pages for explanation of train operator codes and standard symbols)

- a Arrival time
- d Departure time
- x Stops on request
- C** Runs until 27 March
- D** Runs from 3 April
- E** Also calls at Portchester 1543

Cardiff, Worcester, Bristol and Swindon to Westbury, Yeovil, Weymouth, Salisbury, Southampton, Portsmouth and Brighton
Sundays


Operator Train ID 1st Class/Reservations/Bus/Ferry Catering facilities	GW 2C36	GW 1A24 ⌘⌘	GW 1F25 ⌘	GW 1A25 ⌘⌘	GW 2C98	GW 1C89 ⌘⌘	GW 1A26 ⌘⌘	GW 1F27 ⌘	GW 1A27 ⌘⌘	GW 2M14	GW 2O94 ⌘	GW 1A28 ⌘⌘	GW 1F29 ⌘	GW 1F31 ⌘	GW 1C92 ⌘⌘	GW 1A30 ⌘⌘	GW 1F33 ⌘	GW 2M16
Cardiff Central (CDF) 7 d			1525					1621					1725	1740			1825	
Newport (South Wales) (NWP) d			1539					1635					1739	1754			1839	
Severn Tunnel Jn (STJ) d													1805					
Patchway (PWY) d																		
Great Malvern (GMV) d																		
Worcester Shrub Hill (WOS) 7 d																		
Cheltenham Spa (CNM) d																		
Gloucester (GCR) 7 d																		
Bristol Parkway (BPW) 7 d																		
Filton Abbey Wood (FIT) d			1604					1658					1802	1821			1902	
Stapleton Road (SRD) d																		
Lawrence Hill (LWH) d																		
Bristol Temple Meads (BRI) 10 d	1541	1600	1620	1630	1648		1700	1715	1730		1748	1800	1815	1840		1900	1915	
Keynsham (KYN) d	1548		1627		1655			1723			1755			1847				
Oldfield Park (OLF) d	1555		1634		1702			1730			1802			1854				
Bath Spa (BTH) 7 a	1557	1612	1636	1641	1704		1711	1732	1741		1804	1811	1829	1856		1911	1929	
Bath Spa (BTH) 7 d	1600		1638		1706			1735			1806		1830	1858			1930	
Freshford (FFD) d	1609				1715						1815			1907				
Avoncliff (AVF) d	1612				1718						1818			1910				
Bradford-on-Avon (BOA) d	1616		1650		1722			1747			1822		1842	1914			1942	
Swindon (SWI) d										1744								1929
Chippenham (CPM) d										1759								1945
Melksham (MKM) d										1809								1954
Trowbridge (TRO) d	1623		1656		1729			1753		1818	1829		1850	1920			1949	2004
Westbury (WSB) a	1630		1703		1736			1800		1825	1836		1857	1927			1956	2011
Westbury (WSB) d			1705		1737	1756		1802			1837		1901	1929	1953		2000	
Frome (FRO) d					1746a						1846							
Bruton (BRU) d											1858							
Castle Cary (CLC) d						1815a					1903			2012a				
Yeovil Pen Mill (YVP) d											1917							
Yeovil Junction (YVJ) a																		
Thornford (THO) d											1921x							
Yetminster (YET) d											1924x							
Chetnole (CNO) d											1928x							
Maiden Newton (MDN) d											1940							
Dorchester West (DCW) d											1951							
Upwey (UPW) d											1958							
Weymouth (WEY) a											2003							
Dilton Marsh (DMH) d			1707x														2002x	
Warminster (WMN) d			1714					1810					1909	1937			2009	
Salisbury (SAL) a			1736					1831					1930	1958			2031	
Romsey (ROM) a			1755					1851					1950	2018			2050	
Southampton Central (SOU) a			1806					1902					2001	2029			2101	
Fareham (FRM) a			1828					1927					2026	2057			2126	
Cosham (CSA) a			1837					1935										
Fratton (FTN) a			1844					1943					2040	2112			2141	
Portsmouth & Southsea (PMS) a			1848					1947					2044	2117			2144	
Portsmouth Harbour (PMH)  a			1852					1952					2050	2123			2149	
Havant (HAV) a																		
Chichester (CCH) 4 a																		
Barnham (BAA) a																		
Worthing (WRH) 4 a																		
Shoreham-by-Sea (SSE) a																		
Hove (HOV) 2 a																		
Brighton (BTN) 10 a																		

NOTES (see introductory pages for explanation of train operator codes and standard symbols)

- a Arrival time
- d Departure time
- x Stops on request

Cardiff, Worcester, Bristol and Swindon to Westbury, Yeovil, Weymouth, Salisbury, Southampton, Portsmouth and Brighton

Sundays

Operator Train ID 1st Class/Reservations/Bus/Ferry Catering facilities	GW 1A32 111	GW 1F35 11	GW 1C96 111	GW 2096 11	GW 1A34 111	GW 2M18	GW 1F37 11	GW 1A36 111	GW 2C38	GW 1F39 11
Cardiff Central (CDF) 7 d		1925					2030		2125	2215
Newport (South Wales) (NWP) d		1939					2044		2139	2228
Severn Tunnel Jn (STJ) d							2054		2149	2238
Patchway (PWY) d							2107		2202	2250
Great Malvern (GMV) d										
Worcester Shrub Hill (WOS) 7 d										
Cheltenham Spa (CNM) d										
Gloucester (GCR) 7 d										
Bristol Parkway (BPW) 7 d										
Filton Abbey Wood (FIT) d		2002					2112		2208	2254
Stapleton Road (SRD) d										
Lawrence Hill (LWH) d										
Bristol Temple Meads (BRI) 10 d	2000	2015		2048	2100		2127	2225	2230	2315
Keynsham (KYN) d		2022		2056			2134		2237	
Oldfield Park (OLF) d		2029		2103			2141		2244	
Bath Spa (BTH) 7 a	2011	2031		2105	2111		2143	2237	2247	2329
Bath Spa (BTH) 7 d		2033		2107			2145		2248	2329
Freshford (FFD) d		2042		2116					2258	
Avoncliff (AVF) d		2045		2119					2301	
Bradford-on-Avon (BOA) d		2049		2123			2157		2305	2341
Swindon (SWI) d						2125				
Chippenham (CPM) d						2140				
Melksham (MKM) d						2150				
Trowbridge (TRO) d		2055		2130		2159	2203		2311	2348
Westbury (WSB) a		2102		2137		2205	2210		2318	2355
Westbury (WSB) d		2103	2122	2138			2211			2356
Frome (FRO) d				2147						
Bruton (BRU) d				2159						
Castle Cary (CLC) d			2141a	2204						
Yeovil Pen Mill (YVP) d				2220						
Yeovil Junction (YVJ) a										
Thornford (THO) d				2224x						
Yetminster (YET) d				2227x						
Chetnole (CNO) d				2231x						
Maiden Newton (MDN) d				2243						
Dorchester West (DCW) d				2254						
Upwey (UPW) d				2301						
Weymouth (WEY) a				2306						
Dilton Marsh (DMH) d										2359x
Warminster (WMN) d		2111					2219			0005a
Salisbury (SAL) a		2133					2239			
Romsey (ROM) a		2152					2300			
Southampton Central (SOU) a		2203					2311			
Fareham (FRM) a		2226					2334			
Cosham (CSA) a										
Fratton (FTN) a		2240					2349			
Portsmouth & Southsea (PMS) a		2244					2352			
Portsmouth Harbour (PMH)  a		2249					2356			
Havant (HAV) a										
Chichester (CCH) 4 a										
Barnham (BAA) a										
Worthing (WRH) 4 a										
Shoreham-by-Sea (SSE) a										
Hove (HOV) 2 a										
Brighton (BTN) 10 a										

NOTES (see introductory pages for explanation of train operator codes and standard symbols)

- a Arrival time
- d Departure time
- x Stops on request

Brighton, Portsmouth, Southampton, Salisbury, Weymouth and Yeovil to Westbury, Swindon, Bristol, Worcester and Cardiff

Mondays to Fridays

Operator	GW	GW	GW	GW	GW	GW	GW	GW	GW	GW	GW	GW	GW	SW	GW	GW	GW	GW	
Train ID	2M09	1F02	1C00	2C01	1C01	1A69	2V52 B	1F04	2G81 J	2V69	1A70	2M13	1C02	1O24 C	2E53	1C03	1F06	1A72	
Days of operation/Notes 1st Class/Reservations/Bus/Ferry Catering facilities			111 1		111 1	111 1				1	111 1		111 1	1		111 1	1	111 1	
Brighton (BTN)	10	d																	
Hove (HOV)	2	d																	
Shoreham-by-Sea (SSE)		d																	
Worthing (WRH)	4	d																	
Barnham (BAA)		d																	
Chichester (CCH)	4	d																	
Havant (HAV)		d																	
Portsmouth Harbour (PMH)		d																	0601
Portsmouth & Southsea (PMS)		d																	0605
Fratton (FTN)		d					0450												0609
Cosham (CSA)		d					0459												0616
Fareham (FRM)		d					0510												0625
Southampton Central (SOU)		d					0533												0647
Romsey (ROM)		d					0545												0700
Salisbury (SAL)		d					0606		0635										0720
Warminster (WMN)		d					0627		0655						0730				0741
Dilton Marsh (DMH)		d					0631x								0734x				0745x
Weymouth (WEY)		d								0526									
Upwey (UPW)		d								0531									
Dorchester West (DCW)		d								0539									
Maiden Newton (MDN)		d								0551									
Chetnole (CNO)		d								0559x									
Yetminster (YET)		d								0603x									
Thornford (THO)		d								0606x									
Yeovil Junction (YVJ)		d																	
Yeovil Pen Mill (YVP)		d								0618c				0655					
Castle Cary (CLC)		d								0632	0641			0710					0740
Bruton (BRU)		d								0637				0715					
Frome (FRO)		d				0612		0642		0654f				0727					
Westbury (WSB)		a				0622	0636	0650	0703	0713	0700			0736	0739		0750	0759	
Westbury (WSB)		d	0517	0558			0640	0659	0705	0720		0737			0741		0800		
Trowbridge (TRO)		d	0523	0604			0646	0705	0711	0726		0743			0748		0806		
Melksham (MKM)		d	0533						0721			0753							
Chippenham (CPM)		d	0543						0731			0803							
Swindon (SWI)		a	0559						0747			0819							
Bradford-on-Avon (BOA)		d	0610				0652	0711		0732					0754		0812		
Avoncliff (AVF)		d	0613				0655	0715		0735					0757				
Freshford (FFD)		d	0616				0658	0718		0738					0800		0817		
Bath Spa (BTH)	7	a	0627				0709	0728		0749					0810		0827		
Bath Spa (BTH)	7	d	0628	0646	0655	0705	0710	0730		0750		0757			0812	0823	0829		
Oldfield Park (OLF)		d	0631		0658		0713	0733		0753					0815		0832		
Keynsham (KYN)		d	0638		0705		0720	0740		0800		0806			0822		0839		
Bristol Temple Meads (BRI)	10	a	0647	0657	0713	0717	0728	0748		0808		0813			0830	0835	0847		
Lawrence Hill (LWH)		a	0656							0821									
Stapleton Road (SRD)		a	0658							0823									
Filton Abbey Wood (FIT)		a	0704	0713			0749	0802		0829					0844		0905		
Bristol Parkway (BPW)	7	a		0716			0754								0849				
Gloucester (GCR)	7	a					0832		0847						0927				
Cheltenham Spa (CNM)		a							0903						0943				
Ashchurch for Tewkesbury (ASC)		a													0952				
Worcester Shrub Hill (WOS)	7	a													1010				
Worcester Foregate Street (WOF)	7	a													1016				
Malvern Link (MVL)		a													1025				
Great Malvern (GMV)		a													1028				
Patchway (PWY)		a						0809											
Severn Tunnel Jn (STJ)		a	0717					0820											0921
Newport (South Wales) (NWP)		a	0729	0749				0832											0932
Cardiff Central (CDF)	7	a	0748	0803				0846											0948

NOTES (see introductory pages for explanation of train operator codes and standard symbols)

- a Arrival time
- d Departure time
- x Stops on request
- c Arrives 4 minutes earlier
- f Arrives 5 minutes earlier

- B Also calls at Portchester 0504
- C To London Waterloo, see table 153
- J Via Stroud

Brighton, Portsmouth, Southampton, Salisbury, Weymouth and Yeovil to Westbury, Swindon, Bristol, Worcester and Cardiff

Mondays to Fridays

Operator	GW	GW	GW	GW	GW	GW	GW	GW	GW	SW	GW	GW	GW	GW	GW	GW	GW	GW
Train ID	2V71	1C04	2E55	1C05	1F08	1C06	1A74	2V58	2M15	1V15	1C07	1F10	1C08	2F91	2V60	1A77	1F12	1C09
Days of operation/Notes										D								
1st Class/Reservations/Bus/Ferry	1	1		1	1	1	1	1		1	1	1	1		1	1	1	1
Catering facilities																		
Brighton (BTN)	10 d																	
Hove (HOV)	2 d																	
Shoreham-by-Sea (SSE)	d																	
Worthing (WRH)	4 d																	
Barnham (BAA)	d																	
Chichester (CCH)	4 d																	
Havant (HAV)	d																	
Portsmouth Harbour (PMH)	d				0721							0823						0923
Portsmouth & Southsea (PMS)	d				0726							0827						0927
Fratton (FTN)	d				0730							0831						0931
Cosham (CSA)	d				0737							0839						0939
Fareham (FRM)	d				0746							0847						0947
Southampton Central (SOU)	d				0810			0823				0911						1011
Romsey (ROM)	d				0821			0835				0922						1022
Salisbury (SAL)	d				0840			0902		0924		0942						1042
Warminster (WMN)	d				0900			0925		0944		1002						1102
Dilton Marsh (DMH)	d							0929x						1012				
Weymouth (WEY)	d	0642																0850
Upwey (UPW)	d	0647																0855
Dorchester West (DCW)	d	0655																0903
Maiden Newton (MDN)	d	0707																0915
Chetnole (CNO)	d	0715x																0923x
Yetminster (YET)	d	0718x																0926x
Thornford (THO)	d	0720x																0928x
Yeovil Junction (YVJ)	d																	
Yeovil Pen Mill (YVP)	d	0735e																0945j
Castle Cary (CLC)	d	0750					0847											1006k
Bruton (BRU)	d	0755																1011
Frome (FRO)	d	0808					0901											1023
Westbury (WSB)	a	0817			0908		0911	0934		0952		1010		1020				1032
Westbury (WSB)	d	0818		0842		0910		0940	0946			1012						1037
Trowbridge (TRO)	d	0824		0848		0916		0946	0952			1018						1043
Melksham (MKM)	d								1002									
Chippenham (CPM)	d								1014									
Swindon (SWI)	a								1034									
Bradford-on-Avon (BOA)	d	0830		0854		0922			0952			1024						1049
Avoncliff (AVF)	d	0833		0857					0955									1052
Freshford (FFD)	d	0836		0900					0958									1055
Bath Spa (BTH)	7 a	0847		0910		0934			1009			1036						1105
Bath Spa (BTH)	7 d	0848	0856	0912	0923	0936	0953		1010		1027	1038	1054					1107
Oldfield Park (OLF)	d	0851		0915					1013									1110
Keynsham (KYN)	d	0858		0922					1020									1117
Bristol Temple Meads (BRI)	10 a	0906	0910	0930	0935	0950	1005		1028		1039	1050	1106					1127
Lawrence Hill (LWH)	a	0918																
Stapleton Road (SRD)	a	0921																
Filton Abbey Wood (FIT)	a	0926		0946		1007			1048			1105						1143
Bristol Parkway (BPW)	7 a			0951					1052									1149
Gloucester (GCR)	7 a			1028					1129									1226
Cheltenham Spa (CNM)	a								1146									
Ashchurch for Tewkesbury (ASC)	a								1155									
Worcester Shrub Hill (WOS)	7 a								1213									
Worcester Foregate Street (WOF)	7 a								1216									
Malvern Link (MVL)	a								1225									
Great Malvern (GMV)	a								1228									
Patchway (PWY)	a																	
Severn Tunnel Jn (STJ)	a																	
Newport (South Wales) (NWP)	a					1037						1131						1231
Cardiff Central (CDF)	7 a					1051						1146						1247

NOTES (see introductory pages for explanation of train operator codes and standard symbols)

- a Arrival time
- d Departure time
- x Stops on request
- e Arrives 7 minutes earlier
- j Arrives 9 minutes earlier
- k Arrives 8 minutes earlier

D From London Waterloo to Yeovil Pen Mill/Junction, see table 153

Brighton, Portsmouth, Southampton, Salisbury, Weymouth and Yeovil to Westbury, Swindon, Bristol, Worcester and Cardiff

Mondays to Fridays

Operator	GW	SW	GW	GW	SW	GW	GW	GW	GW	GW	GW	SW	GW	GW	GW	GW	SW	GW	
Train ID	1C10	1O40	1V94	1C11	1V23	1F14	2M17	1C12	2V64	1C13	1A81	1V27	1F16	1C14	2E65	1C15	1O50	1F18	
Days of operation/Notes	1	C	E	1	F	1		1	1	1	1	F	1	1	1	1	C	1	
1st Class/Reservations/Bus/Ferry	1	1	1	1	1	1		1	1	1	1	1	1	1	1	1	1	1	
Catering facilities	1	1	1	1	1	1		1	1	1	1	1	1	1	1	1	1	1	
Brighton (BTN)	10		0859																
Hove (HOV)	2		0904																
Shoreham-by-Sea (SSE)			0913																
Worthing (WRH)	4		0922																
Barnham (BAA)			0938																
Chichester (CCH)	4		0946																
Havant (HAV)			0958																
Portsmouth Harbour (PMH)						1023							1123					1223	
Portsmouth & Southsea (PMS)						1027							1127					1227	
Fratton (FTN)						1031							1131					1231	
Cosham (CSA)			1005			1039							1139					1239	
Fareham (FRM)			1018			1047							1147					1247	
Southampton Central (SOU)			1042			1110							1211					1311	
Romsey (ROM)			1053			1122							1222					1322	
Salisbury (SAL)			1112		1124	1142						1222	1242					1342	
Warminster (WMN)			1132		1144	1202						1243	1302			1325		1402	
Dilton Marsh (DMH)			1136x												1329x				
Weymouth (WEY)									1111										
Upwey (UPW)									1116										
Dorchester West (DCW)									1125										
Maiden Newton (MDN)									1139c										
Chetnole (CNO)									1146x										
Yetminster (YET)									1149x										
Thornford (THO)									1152x										
Yeovil Junction (YVJ)																		1317	
Yeovil Pen Mill (YVP)		1044							1201									1324	
Castle Cary (CLC)		1104e							1215		1224							1339	
Bruton (BRU)		1109							1221									1344	
Frome (FRO)		1121							1233									1356	
Westbury (WSB)	a	1130	1141		1152	1210			1242		1247	1251	1310		1334			1405	1410
Westbury (WSB)	d		1142			1212	1217		1246				1312		1340			1412	
Trowbridge (TRO)	d		1148			1218	1223		1252				1318		1346			1418	
Melksham (MKM)	d						1233												
Chippenham (CPM)	d						1243												
Swindon (SWI)	a						1259												
Bradford-on-Avon (BOA)	d		1154			1224			1258				1324		1352			1424	
Avoncliff (AVF)	d		1157						1301						1355				
Freshford (FFD)	d		1200						1304						1358				
Bath Spa (BTH)	7 a		1210			1236			1314				1336		1409			1436	
Bath Spa (BTH)	7 d	1154	1212	1223		1238		1256	1316	1326			1338	1353	1410	1423		1438	
Oldfield Park (OLF)	d		1215						1319						1413				
Keynsham (KYN)	d		1222						1326						1420				
Bristol Temple Meads (BRI)	10 a	1206	1230	1235		1250		1309	1336	1339			1350	1405	1428	1435		1450	
Lawrence Hill (LWH)	a																		
Stapleton Road (SRD)	a																		
Filton Abbey Wood (FIT)	a		1245			1304			1345				1403		1446			1505	
Bristol Parkway (BPW)	7 a		1249						1350						1453				
Gloucester (GCR)	7 a		1329						1429						1531				
Cheltenham Spa (CNM)	a		1345												1545				
Ashchurch for Tewkesbury (ASC)	a		1355												1554				
Worcester Shrub Hill (WOS)	7 a		1414												1612				
Worcester Foregate Street (WOF)	7 a		1417												1617				
Malvern Link (MVL)	a														1626				
Great Malvern (GMV)	a														1629				
Patchway (PWY)	a																		
Severn Tunnel Jn (STJ)	a																		
Newport (South Wales) (NWP)	a					1332							1433					1533	
Cardiff Central (CDF)	7 a					1346							1447					1547	

NOTES (see introductory pages for explanation of train operator codes and standard symbols)

- a Arrival time
- d Departure time
- x Stops on request
- c Arrives 4 minutes earlier
- e Arrives 7 minutes earlier

- C To London Waterloo, see table 153
- E Also calls at Portchester 1010
- F From Basingstoke to Yeovil Junction, see table 153

Brighton, Portsmouth, Southampton, Salisbury, Weymouth and Yeovil to Westbury, Swindon, Bristol, Worcester and Cardiff

Mondays to Fridays

Operator Train ID Days of operation/Notes 1st Class/Reservations/Bus/Ferry Catering facilities	GW 2M19	GW 1C16	GW 2D83	GW 2V68	GW 1C17	GW 1A85	GW 2A81	GW 1F20	GW 1C18	GW 2E70	GW 1C19	GW 2D87	SW 1056 C 1	GW 1F22	GW 2M21	GW 1C20	GW 2V72	GW 1C21
Brighton (BTN)	10																	
Hove (HOV)	2																	
Shoreham-by-Sea (SSE)																		
Worthing (WRH)	4																	
Barnham (BAA)																		
Chichester (CCH)	4																	
Havant (HAV)																		
Portsmouth Harbour (PMH)								1323						1423				
Portsmouth & Southsea (PMS)								1327						1427				
Fratton (FTN)								1331						1431				
Cosham (CSA)								1339						1439				
Fareham (FRM)								1347						1447				
Southampton Central (SOU)								1411						1511				
Romsey (ROM)								1422						1522				
Salisbury (SAL)								1442						1543				
Warminster (WMN)								1502		1530				1603				
Dilton Marsh (DMH)										1534x								
Weymouth (WEY)				1311													1455	
Upwey (UPW)				1316													1500	
Dorchester West (DCW)				1325													1508	
Maiden Newton (MDN)				1339c													1527j	
Chetnole (CNO)				1347x													1534x	
Yetminster (YET)				1350x													1537x	
Thornford (THO)				1352x													1540x	
Yeovil Junction (YVJ)													1451					
Yeovil Pen Mill (YVP)				1402									1500c				1550	
Castle Cary (CLC)				1416		1431							1514				1606 m	
Bruton (BRU)				1421									1519				1611	
Frome (FRO)				1434			1454						1531				1623	
Westbury (WSB)				1443		1450	1503	1510		1539			1540	1611			1632	
Westbury (WSB)	1416		1426	1444				1512		1542				1612	1625		1640	
Trowbridge (TRO)	1422		1432	1451				1518		1548				1619	1631		1646	
Melksham (MKM)	1432														1641			
Chippenham (CPM)	1442														1651			
Swindon (SWI)	1501														1708			
Bradford-on-Avon (BOA)			1439	1457				1524		1554				1625			1652	
Avoncliff (AVF)			1442	1500						1557							1655	
Freshford (FFD)			1445	1502						1600							1658	
Bath Spa (BTH)	7		1500	1513				1536		1611				1637			1708	
Bath Spa (BTH)	7	1454	1502	1514	1524			1538	1554	1612	1623	1629		1638		1655	1710	1723
Oldfield Park (OLF)			1505	1517						1615							1713	
Keynsham (KYN)			1512	1524						1622		1637					1720	
Bristol Temple Meads (BRI)	10	1508	1520	1532	1536			1550	1606	1630	1635	1645		1651		1707	1728	1735
Lawrence Hill (LWH)			1533										1703					
Stapleton Road (SRD)			1535										1705					
Filton Abbey Wood (FIT)			1542	1546				1605		1646			1711	1704			1745	
Bristol Parkway (BPW)	7			1550						1653		1716					1750	
Gloucester (GCR)	7			1629						1734							1832	
Cheltenham Spa (CNM)										1748								
Ashchurch for Tewkesbury (ASC)										1757								
Worcester Shrub Hill (WOS)	7									1820								
Worcester Foregate Street (WOF)	7									1823								
Malvern Link (MVL)																		
Great Malvern (GMV)																		
Patchway (PWY)																		
Severn Tunnel Jn (STJ)														1720				
Newport (South Wales) (NWP)								1630						1733				
Cardiff Central (CDF)	7							1644						1747				

NOTES (see introductory pages for explanation of train operator codes and standard symbols)

- a Arrival time
- d Departure time
- x Stops on request
- c Arrives 4 minutes earlier
- j Arrives 9 minutes earlier
- m Arrives 3 minutes earlier

C To London Waterloo, see table 153

Brighton, Portsmouth, Southampton, Salisbury, Weymouth and Yeovil to Westbury, Swindon, Bristol, Worcester and Cardiff

Mondays to Fridays

Operator	GW	GW	GW	GW	GW	GW	GW	GW	GW	GW	GW	GW	GW	GW	GW	GW	GW	GW	
Train ID	1A89	1F24	1C22	2E74	1C24	1F26	2M23	1C25	2D92	1C27	1A94	1F28	2V94	1C28	1V98	2G91	1C30	1F30	
Days of operation/Notes	1	2	3	4	5	6	7	8	9	10	11	12	13	14	15	16	17	18	
1st Class/Reservations/Bus/Ferry	1	2	3	4	5	6	7	8	9	10	11	12	13	14	15	16	17	18	
Catering facilities	1	2	3	4	5	6	7	8	9	10	11	12	13	14	15	16	17	18	
Brighton (BTN)	10 d																		1702
Hove (HOV)	2 d																		1706
Shoreham-by-Sea (SSE)	d																		1712
Worthing (WRH)	4 d																		1723
Barnham (BAA)	d																		1739
Chichester (CCH)	4 d																		1747
Havant (HAV)	d																		1758
Portsmouth Harbour (PMH)	d		1523			1623						1723							1824
Portsmouth & Southsea (PMS)	d		1527			1627						1727							1829
Fratton (FTN)	d		1531			1631						1731							1833
Cosham (CSA)	d		1538			1638						1739			1805				1840
Fareham (FRM)	d		1547			1647						1747			1816				1849
Southampton Central (SOU)	d		1609			1711						1810			1842				1911
Romsey (ROM)	d		1622			1722						1822			1853				1923
Salisbury (SAL)	d		1642			1742						1842			1912				1942
Warminster (WMN)	d		1702		1730	1802			1830			1902			1933				2002
Dilton Marsh (DMH)	d				1734x				1834x						1938x				
Weymouth (WEY)	d												1730						
Upwey (UPW)	d												1735						
Dorchester West (DCW)	d												1743						
Maiden Newton (MDN)	d												1755						
Chetnole (CNO)	d												1803x						
Yetminster (YET)	d												1806x						
Thornford (THO)	d												1808x						
Yeovil Junction (YVJ)	d																		
Yeovil Pen Mill (YVP)	d												1820c						
Castle Cary (CLC)	d	1625										1839			1844n				
Bruton (BRU)	d														1849				
Frome (FRO)	d														1902				
Westbury (WSB)	a	1644	1710		1739	1810			1839		1858	1910	1911		1942				2011
Westbury (WSB)	d		1712		1745	1811	1834		1845			1912	1918		1945	2006			2012
Trowbridge (TRO)	d		1718		1751	1818	1840		1851			1918	1924		1951	2012			2018
Melksham (MKM)	d						1850									2022			
Chippenham (CPM)	d						1904									2032			
Swindon (SWI)	a						1921									2050			
Bradford-on-Avon (BOA)	d		1724		1757	1824			1857			1924	1930		1957				2024
Avoncliff (AVF)	d				1800				1900						2001				
Freshford (FFD)	d				1803				1903						2004				
Bath Spa (BTH)	7 a		1736		1817	1836			1916			1936	1942		2016				2036
Bath Spa (BTH)	7 d		1738	1758	1818	1825	1838		1853	1917	1926	1938	1943	1956	2018		2025	2038	
Oldfield Park (OLF)	d				1821				1920			1946			2021				
Keynsham (KYN)	d				1828				1927			1953			2028				
Bristol Temple Meads (BRI)	10 a		1750	1809	1836	1840	1850		1905	1935	1939	1952	2001	2007	2036		2040	2050	
Lawrence Hill (LWH)	a								1944										
Stapleton Road (SRD)	a								1946										
Filton Abbey Wood (FIT)	a		1804		1848		1906		1952			2005			2049				2108
Bristol Parkway (BPW)	7 a				1853				1959						2056				
Gloucester (GCR)	7 a				1931											2142			
Cheltenham Spa (CNM)	a				1947											2205			
Ashchurch for Tewkesbury (ASC)	a				1957														
Worcester Shrub Hill (WOS)	7 a				2015														
Worcester Foregate Street (WOF)	7 a				2023														
Malvern Link (MVL)	a				2035														
Great Malvern (GMV)	a				2038														
Patchway (PWY)	a																		
Severn Tunnel Jn (STJ)	a		1821			1921						2021							2121
Newport (South Wales) (NWP)	a		1832			1934						2032							2133
Cardiff Central (CDF)	7 a		1846			1948						2046							2147

NOTES (see introductory pages for explanation of train operator codes and standard symbols)

- a Arrival time
- d Departure time
- x Stops on request
- c Arrives 4 minutes earlier
- n Arrives 11 minutes earlier

- G Also calls at Portchester 1810
- J Via Stroud

Brighton, Portsmouth, Southampton, Salisbury, Weymouth and Yeovil to Westbury, Swindon, Bristol, Worcester and Cardiff

Mondays to Fridays

Operator Train ID Days of operation/Notes 1st Class/Reservations/Bus/Ferry Catering facilities	GW 1C31	SW 1L51	GW 2A85	GW 2C94	GW 1C32	GW 1A98	GW 1F32 FX	GW 1F32 FO	GW 1C33	GW 2A87	GW 2V82	GW 1C34	GW 1F34 FO	GW 1F34 FX	GW 2D98	GW 1C36	GW 1C37	SW 1O58 H	
	11	1	1		11	11	1	1	11		1	11	1	1		11	11	1	
Brighton (BTN)	10	d																	
Hove (HOV)	2	d																	
Shoreham-by-Sea (SSE)		d																	
Worthing (WRH)	4	d																	
Barnham (BAA)		d																	
Chichester (CCH)	4	d																	
Havant (HAV)		d																	
Portsmouth Harbour (PMH)		d					1923	1923					2023	2023					
Portsmouth & Southsea (PMS)		d					1927	1927					2027	2027					
Fratton (FTN)		d					1931	1931					2031	2031					
Cosham (CSA)		d					1939	1939											
Fareham (FRM)		d					1947	1947					2045	2045					
Southampton Central (SOU)		d					2010	2010					2111	2111					
Romsey (ROM)		d					2022	2022					2122	2122					
Salisbury (SAL)		d					2042	2042					2142	2142					
Warminster (WMN)		d					2103	2103					2202	2202	2228				
Dilton Marsh (DMH)		d													2233x				
Weymouth (WEY)		d									2015								
Upwey (UPW)		d									2020								
Dorchester West (DCW)		d									2028								
Maiden Newton (MDN)		d									2040								
Chetnole (CNO)		d									2048x								
Yetminster (YET)		d									2051x								
Thornford (THO)		d									2053x								
Yeovil Junction (YVJ)		d	1917																2145
Yeovil Pen Mill (YVP)		d	1926								2103								2152
Castle Cary (CLC)		d	1940			2043					2117								2220g
Bruton (BRU)		d	1945								2122								2225
Frome (FRO)		d	1957	2016						2106	2134								2245h
Westbury (WSB)	a		2016	2026		2101	2111	2111		2115	2144		2210	2210	2237				2255
Westbury (WSB)	d				2042		2112	2112			2145		2212	2212	2242				
Trowbridge (TRO)	d				2048		2118	2118			2152		2218	2218	2248				
Melksham (MKM)	d																		
Chippenham (CPM)	d																		
Swindon (SWI)	a																		
Bradford-on-Avon (BOA)	d				2054		2125	2125			2158		2224	2224	2254				
Avoncliff (AVF)	d				2057						2201				2257				
Freshford (FFD)	d				2100						2204				2300				
Bath Spa (BTH)	7	a			2110		2137	2137			2214		2236	2236	2310				
Bath Spa (BTH)	7	d	2053		2112	2122	2138	2138	2153		2216	2224	2238	2238	2312	2324	2357		
Oldfield Park (OLF)	d				2115						2219				2315				
Keynsham (KYN)	d				2122						2226				2322				
Bristol Temple Meads (BRI)	10	a	2108		2130	2134	2151	2151	2205		2235	2239	2251	2251	2331	2335	0009		
Lawrence Hill (LWH)	a																		
Stapleton Road (SRD)	a																		
Filton Abbey Wood (FIT)	a						2204	2204					2305	2305					
Bristol Parkway (BPW)	7	a																	
Gloucester (GCR)	7	a																	
Cheltenham Spa (CNM)	a																		
Ashchurch for Tewkesbury (ASC)	a																		
Worcester Shrub Hill (WOS)	7	a																	
Worcester Foregate Street (WOF)	7	a																	
Malvern Link (MVL)	a																		
Great Malvern (GMV)	a																		
Patchway (PWY)	a						2209	2209					2310	2310					
Severn Tunnel Jn (STJ)	a						2219	2220					2321	2321					
Newport (South Wales) (NWP)	a						2238	2232					2332	2338					
Cardiff Central (CDF)	7	a					2258	2246					2346	2358					

NOTES (see introductory pages for explanation of train operator codes and standard symbols)


- a Arrival time
- d Departure time
- x Stops on request
- g Arrives 15 minutes earlier
- h Arrives 6 minutes earlier

H To Salisbury

- FO Fridays only
- FX Not Fridays

Brighton, Portsmouth, Southampton, Salisbury, Weymouth and Yeovil to Westbury, Swindon, Bristol, Worcester and Cardiff

Mondays to Fridays

Operator Train ID Days of operation/Notes 1st Class/Reservations/Bus/Ferry Catering facilities	GW 2M95 A	GW 1C39
Brighton (BTN)	10 d	
Hove (HOV)	2 d	
Shoreham-by-Sea (SSE)	d	
Worthing (WRH)	4 d	
Barnham (BAA)	d	
Chichester (CCH)	4 d	
Havant (HAV)	d	
Portsmouth Harbour (PMH) 	d	2123
Portsmouth & Southsea (PMS)	d	2127
Fratton (FTN)	d	2131
Cosham (CSA)	d	
Fareham (FRM)	d	2147
Southampton Central (SOU)	d	2222
Romsey (ROM)	d	2235
Salisbury (SAL)	d	2300
Warminster (WMN)	d	2320
Dilton Marsh (DMH)	d	2324x
Weymouth (WEY)	d	
Upwey (UPW)	d	
Dorchester West (DCW)	d	
Maiden Newton (MDN)	d	
Chetnole (CNO)	d	
Yetminster (YET)	d	
Thornford (THO)	d	
Yeovil Junction (YVJ)	d	
Yeovil Pen Mill (YVP)	d	
Castle Cary (CLC)	d	
Bruton (BRU)	d	
Frome (FRO)	d	
Westbury (WSB)	a	2330
Westbury (WSB)	d	2336
Trowbridge (TRO)	d	2342
Melksham (MKM)	d	
Chippenham (CPM)	d	
Swindon (SWI)	a	
Bradford-on-Avon (BOA)	d	2348
Avoncliff (AVF)	d	
Freshford (FFD)	d	
Bath Spa (BTH)	7 a	0001
Bath Spa (BTH)	7 d	0002 0103
Oldfield Park (OLF)	d	
Keynsham (KYN)	d	
Bristol Temple Meads (BRI)	10 a	0015 0115
Lawrence Hill (LWH)	a	
Stapleton Road (SRD)	a	
Filton Abbey Wood (FIT)	a	
Bristol Parkway (BPW)	7 a	
Gloucester (GCR)	7 a	
Cheltenham Spa (CNM)	a	
Ashchurch for Tewkesbury (ASC)	a	
Worcester Shrub Hill (WOS)	7 a	
Worcester Foregate Street (WOF)	7 a	
Malvern Link (MVL)	a	
Great Malvern (GMV)	a	
Patchway (PWY)	a	
Severn Tunnel Jn (STJ)	a	
Newport (South Wales) (NWP)	a	
Cardiff Central (CDF)	7 a	

NOTES (see introductory pages for explanation of train operator codes and standard symbols)

- a Arrival time
- d Departure time
- x Stops on request

A Also calls at Eastleigh 2209 and Southampton Airport Parkway 2213

Brighton, Portsmouth, Southampton, Salisbury, Weymouth and Yeovil to Westbury, Swindon, Bristol, Worcester and Cardiff

Saturdays

Operator Train ID Days of operation/Notes 1st Class/Reservations/Bus/Ferry Catering facilities	GW 2V52	GW 1C02	GW 2V54	GW 2M11	GW 1C03	GW 1F06	GW 1C04	SW 1O26 B	GW 1A71	GW 2V85	GW 2M13	GW 2E57	GW 1C05	GW 1A74	GW 1F08	GW 1C06	GW 2E59	GW 1C07	
Brighton (BTN)	10																		
Hove (HOV)	2																		
Shoreham-by-Sea (SSE)																			
Worthing (WRH)	4																		
Barnham (BAA)																			
Chichester (CCH)	4																		
Havant (HAV)																			
Portsmouth Harbour (PMH)						0608									0723				
Portsmouth & Southsea (PMS)			0539			0612									0727				
Fratton (FTN)			0544			0616									0731				
Cosham (CSA)			0551			0624									0739				
Fareham (FRM)			0600			0632									0747				
Southampton Central (SOU)			0626			0657									0810				
Romsey (ROM)			0638			0711									0821				
Salisbury (SAL)		0608	0705			0730									0842				
Warminster (WMN)		0628	0728c			0750									0903				
Dilton Marsh (DMH)		0632x	0732x			0754x									0907x				
Weymouth (WEY)										0638									
Upwey (UPW)										0643									
Dorchester West (DCW)										0651									
Maiden Newton (MDN)										0704									
Chetnole (CNO)										0712x									
Yetminster (YET)										0716x									
Thornford (THO)										0719x									
Yeovil Junction (YVJ)																			
Yeovil Pen Mill (YVP)										0729c									
Castle Cary (CLC)								0736	0749	0754g				0845					
Bruton (BRU)								0741		0759									
Frome (FRO)								0754		0811				0900					
Westbury (WSB)	a	0637	0737			0759		0803	0808	0820				0909	0913				
Westbury (WSB)	d	0638	0738	0744		0805				0825	0834	0840			0914			0940	
Trowbridge (TRO)	d	0644	0744	0750		0812				0831	0840	0846			0920			0946	
Melksham (MKM)	d			0800							0850								
Chippenham (CPM)	d			0810							0905								
Swindon (SWI)	a			0826							0923								
Bradford-on-Avon (BOA)	d	0650	0750			0818				0838		0852			0926			0952	
Avoncliff (AVF)	d	0653	0753							0841		0855						0955	
Freshford (FFD)	d	0656	0756			0822				0844		0858						0958	
Bath Spa (BTH)	7 a	0706	0806			0833				0858		0909			0937			1009	
Bath Spa (BTH)	7 d	0708	0751	0808		0823	0834	0854		0902		0910	0923		0940	0955	1010	1023	
Oldfield Park (OLF)	d	0711		0811						0905		0913						1013	
Keynsham (KYN)	d	0718		0818						0912		0920						1020	
Bristol Temple Meads (BRI)	10 a	0726	0803	0827		0835	0847	0906		0920		0928	0935		0952	1007	1028	1035	
Lawrence Hill (LWH)	a																		
Stapleton Road (SRD)	a																		
Filton Abbey Wood (FIT)	a	0746		0845			0904					0945			1004			1046	
Bristol Parkway (BPW)	7 a	0751		0850								0950						1051	
Gloucester (GCR)	7 a	0829		0929								1028						1129	
Cheltenham Spa (CNM)	a			0946														1147	
Ashchurch for Tewkesbury (ASC)	a			0955														1156	
Worcester Shrub Hill (WOS)	7 a			1012														1212	
Worcester Foregate Street (WOF)	7 a			1020														1217	
Malvern Link (MVL)	a																		
Great Malvern (GMV)	a																		
Patchway (PWY)	a																		
Severn Tunnel Jn (STJ)	a																		
Newport (South Wales) (NWP)	a					0931									1031				
Cardiff Central (CDF)	7 a					0945									1045				

NOTES (see introductory pages for explanation of train operator codes and standard symbols)

- a Arrival time
- d Departure time
- x Stops on request
- c Arrives 3 minutes earlier
- g Arrives 12 minutes earlier

B To London Waterloo, see table 153

Brighton, Portsmouth, Southampton, Salisbury, Weymouth and Yeovil to Westbury, Swindon, Bristol, Worcester and Cardiff

Saturdays

Operator Train ID Days of operation/Notes 1st Class/Reservations/Bus/Ferry Catering facilities	GW	GW	GW	GW	GW	GW	SW	GW	GW	SW	GW	GW	GW	GW	GW	GW	GW	GW
	2M15	1F10	1C08	2V60	1C09	1A77	1V19 C	1F12	1C10	1O40 B	1V94	2M17	1C11	1F14	1C12	2V64	1C13	1A81
Brighton (BTN)	10										0900							
Hove (HOV)	2										0904							
Shoreham-by-Sea (SSE)											0913							
Worthing (WRH)	4										0923							
Barnham (BAA)											0943							
Chichester (CCH)	4										0951							
Havant (HAV)											1003							
Portsmouth Harbour (PMH)		0823						0923						1023				
Portsmouth & Southsea (PMS)		0827						0927						1027				
Fratton (FTN)		0831						0931						1031				
Cosham (CSA)		0839						0939		1011				1039				
Fareham (FRM)		0847						0947		1020				1047				
Southampton Central (SOU)		0910						1010		1042				1110				
Romsey (ROM)		0921						1021		1054				1121				
Salisbury (SAL)		0942					1026	1042		1113				1142				
Warminster (WMN)		1002					1046	1102		1133				1202				
Dilton Marsh (DMH)								1106x										
Weymouth (WEY)				0846												1110		
Upwey (UPW)				0851												1115		
Dorchester West (DCW)				0859												1123		
Maiden Newton (MDN)				0912												1136		
Chetnole (CNO)				0920x												1144x		
Yetminster (YET)				0924x												1148x		
Thornford (THO)				0927x												1151x		
Yeovil Junction (YVJ)																		
Yeovil Pen Mill (YVP)				0936												1200		
Castle Cary (CLC)				0950		1029										1214		1228
Bruton (BRU)				0955												1219		
Frome (FRO)				1012e						1130						1231		
Westbury (WSB)	a	1010		1023		1048	1054	1111		1139	1141			1210		1240		1248
Westbury (WSB)	d	1007	1012		1040				1112		1143	1205		1212		1241		
Trowbridge (TRO)	d	1013	1018		1046				1118		1149	1211		1218		1248		
Melksham (MKM)	d	1023										1221						
Chippenham (CPM)	d	1033										1237						
Swindon (SWI)	a	1049										1255						
Bradford-on-Avon (BOA)	d	1024		1052				1124			1155			1224		1254		
Avoncliff (AVF)	d			1055							1158					1257		
Freshford (FFD)	d			1058							1201					1300		
Bath Spa (BTH)	7 a	1036		1109				1136			1212			1236		1310		
Bath Spa (BTH)	7 d	1038	1055	1110	1123			1138	1155		1213		1223	1240	1254	1311	1323	
Oldfield Park (OLF)	d			1113							1216					1314		
Keynsham (KYN)	d			1120							1223					1321		
Bristol Temple Meads (BRI)	10 a	1050	1107	1128	1135				1151	1209	1231		1235	1252	1306	1329	1335	
Lawrence Hill (LWH)	a																	
Stapleton Road (SRD)	a																	
Filton Abbey Wood (FIT)	a	1104		1146				1204			1246			1304		1346		
Bristol Parkway (BPW)	7 a			1151							1251					1351		
Gloucester (GCR)	7 a			1229							1329					1429		
Cheltenham Spa (CNM)	a										1347							
Ashchurch for Tewkesbury (ASC)	a										1357							
Worcester Shrub Hill (WOS)	7 a										1414							
Worcester Foregate Street (WOF)	7 a										1418							
Malvern Link (MVL)	a																	
Great Malvern (GMV)	a																	
Patchway (PWY)	a																	
Severn Tunnel Jn (STJ)	a																	
Newport (South Wales) (NWP)	a	1131						1231						1330				
Cardiff Central (CDF)	7 a	1145						1245						1345				

NOTES (see introductory pages for explanation of train operator codes and standard symbols)

- a Arrival time
- d Departure time
- x Stops on request
- e Arrives 5 minutes earlier

B To London Waterloo, see table 153

C From London Waterloo to Frome, see table 153

Brighton, Portsmouth, Southampton, Salisbury, Weymouth and Yeovil to Westbury, Swindon, Bristol, Worcester and Cardiff

Saturdays

Operator Train ID 1st Class/Reservations/Bus/Ferry Catering facilities	GW 1F16 a	GW 1C14 a	GW 2E67 a	GW 1C15 a	GW 2M19 a	GW 1F18 a	GW 1C16 a	GW 2V68 a	GW 1C17 a	GW 1A85 a	GW 2M20 a	GW 1F20 a	GW 1C18 a	GW 2E71 a	GW 1C19 a	GW 1F22 a	GW 2M21 a	GW 1C20 a	
Brighton (BTN)	10	d																	
Hove (HOV)	2	d																	
Shoreham-by-Sea (SSE)		d																	
Worthing (WRH)	4	d																	
Barnham (BAA)		d																	
Chichester (CCH)	4	d																	
Havant (HAV)		d																	
Portsmouth Harbour (PMH)		d	1123			1223						1323				1423			
Portsmouth & Southsea (PMS)		d	1127			1227						1327				1427			
Fratton (FTN)		d	1131			1231						1331				1431			
Cosham (CSA)		d	1139			1239						1339				1439			
Fareham (FRM)		d	1147			1247						1347				1447			
Southampton Central (SOU)		d	1210			1310						1410				1510			
Romsey (ROM)		d	1221			1321						1421				1522			
Salisbury (SAL)		d	1242			1342						1442				1542			
Warminster (WMN)		d	1302			1402						1501x				1602			
Dilton Marsh (DMH)		d	1306x									1505x							
Weymouth (WEY)		d						1310											
Upwey (UPW)		d						1315											
Dorchester West (DCW)		d						1323											
Maiden Newton (MDN)		d						1336											
Chetnole (CNO)		d						1344x											
Yetminster (YET)		d						1348x											
Thornford (THO)		d						1351x											
Yeovil Junction (YVJ)		d																	
Yeovil Pen Mill (YVP)		d						1400											
Castle Cary (CLC)		d						1414		1427									
Bruton (BRU)		d						1419											
Frome (FRO)		d						1431											
Westbury (WSB)	a	1311				1410		1440		1446		1510				1610			
Westbury (WSB)	d	1312		1340		1407	1412	1441				1505	1512		1540	1612	1636		
Trowbridge (TRO)	d	1318		1346		1413	1418	1448				1511	1518		1546	1618	1642		
Melksham (MKM)	d					1425c						1521				1652			
Chippenham (CPM)	d					1438						1532				1708			
Swindon (SWI)	a					1455						1549				1725			
Bradford-on-Avon (BOA)	d	1324		1352		1424		1454				1524		1552		1624			
Avoncliff (AVF)	d			1355				1457						1555					
Freshford (FFD)	d			1358				1459						1558					
Bath Spa (BTH)	7	a	1336		1409		1436	1510				1536		1609		1636			
Bath Spa (BTH)	7	d	1338	1354	1410	1423	1438	1455	1511	1523		1538	1554	1610	1623	1638		1654	
Oldfield Park (OLF)	d			1413				1514						1613					
Keynsham (KYN)	d			1420				1521						1620					
Bristol Temple Meads (BRI)	10	a	1352	1406	1428	1435	1451	1509	1529	1535		1551	1606	1628	1635	1650			1706
Lawrence Hill (LWH)	a																		
Stapleton Road (SRD)	a																		
Filton Abbey Wood (FIT)	a	1404		1446		1504		1546				1604		1646		1704			
Bristol Parkway (BPW)	7	a		1451				1551						1650					
Gloucester (GCR)	7	a		1529				1629						1728					
Cheltenham Spa (CNM)	a			1547										1747					
Ashchurch for Tewkesbury (ASC)	a			1556										1756					
Worcester Shrub Hill (WOS)	7	a		1612										1812					
Worcester Foregate Street (WOF)	7	a		1616										1818					
Malvern Link (MVL)	a																		
Great Malvern (GMV)	a																		
Patchway (PWY)	a																		
Severn Tunnel Jn (STJ)	a															1720			
Newport (South Wales) (NWP)	a	1430				1531						1631				1732			
Cardiff Central (CDF)	7	a	1445			1545						1645				1746			

NOTES (see introductory pages for explanation of train operator codes and standard symbols)

- a Arrival time
- d Departure time
- x Stops on request
- c Arrives 3 minutes earlier

Brighton, Portsmouth, Southampton, Salisbury, Weymouth and Yeovil to Westbury, Swindon, Bristol, Worcester and Cardiff

Saturdays

Operator	GW	GW	GW	GW	GW	GW	GW	GW	GW	GW	GW	GW	GW	GW	GW	GW	GW	GW		
Train ID	2V72	1A89	1C21	1F24	1C22	2E75	1C24	1F26	2M23	1C25	2E77	1C27	2V96	1A94	1F28	1C28	2C94	1C30		
1st Class/Reservations/Bus/Ferry Catering facilities	☒	☒☒	☒☒	☒	☒☒		☒☒	☒		☒☒		☒☒	☒	☒☒	☒	☒☒		☒☒		
Brighton (BTN)	10	d																		
Hove (HOV)	2	d																		
Shoreham-by-Sea (SSE)		d																		
Worthing (WRH)	4	d																		
Barnham (BAA)		d																		
Chichester (CCH)	4	d																		
Havant (HAV)		d																		
Portsmouth Harbour (PMH)		d			1523			1623							1723					
Portsmouth & Southsea (PMS)		d			1527			1627							1727					
Fratton (FTN)		d			1531			1631							1731					
Cosham (CSA)		d			1539			1639							1739					
Fareham (FRM)		d			1547			1647							1747					
Southampton Central (SOU)		d			1610			1710							1810					
Romsey (ROM)		d			1621			1721							1821					
Salisbury (SAL)		d			1642			1742							1842					
Warminster (WMN)		d			1702		1730	1802							1902					
Dilton Marsh (DMH)		d					1734x								1906x					
Weymouth (WEY)	d	1455											1728							
Upwey (UPW)	d	1500											1733							
Dorchester West (DCW)	d	1508											1741							
Maiden Newton (MDN)	d	1521											1754							
Chetnole (CNO)	d	1529x											1802x							
Yetminster (YET)	d	1533x											1806x							
Thornford (THO)	d	1536x											1809x							
Yeovil Junction (YVJ)	d																			
Yeovil Pen Mill (YVP)	d	1545											1819c							
Castle Cary (CLC)	d	1608f	1628										1834	1847						
Bruton (BRU)	d	1613											1839							
Frome (FRO)	d	1625											1851							
Westbury (WSB)	a	1634	1647		1710		1739	1811					1901	1907	1911					
Westbury (WSB)	d	1640			1712		1741	1812	1835		1840		1902		1912			1945		
Trowbridge (TRO)	d	1647			1718		1748	1818	1841		1846		1908		1919			1952		
Melksham (MKM)	d								1851											
Chippenham (CPM)	d								1905											
Swindon (SWI)	a								1925											
Bradford-on-Avon (BOA)	d	1653			1724		1754	1824				1852	1914		1925			1958		
Avoncliff (AVF)	d	1656					1757					1855						2001		
Freshford (FFD)	d	1659					1800					1858						2004		
Bath Spa (BTH)	7	a			1736		1810	1836				1909	1927		1937			2014		
Bath Spa (BTH)	7	d	1710		1723	1738	1753	1811	1823	1838		1854	1910	1922	1928		1938	1954	2015	2024
Oldfield Park (OLF)	d	1713					1814					1913			1931			2018		
Keynsham (KYN)	d	1720					1821					1920			1938			2025		
Bristol Temple Meads (BRI)	10	a	1728		1735	1751	1805	1829	1835	1851		1906	1928	1935	1946		1952	2006	2033	2037
Lawrence Hill (LWH)	a																			
Stapleton Road (SRD)	a																			
Filton Abbey Wood (FIT)	a	1746			1804		1846	1904				1946					2004			
Bristol Parkway (BPW)	7	a	1751				1850					1951								
Gloucester (GCR)	7	a	1829				1928					2030								
Cheltenham Spa (CNM)	a						1947					2046								
Ashchurch for Tewkesbury (ASC)	a						1956													
Worcester Shrub Hill (WOS)	7	a					2012													
Worcester Foregate Street (WOF)	7	a					2020													
Malvern Link (MVL)	a						2029													
Great Malvern (GMV)	a						2032													
Patchway (PWY)	a																			
Severn Tunnel Jn (STJ)	a				1820					1920					2020					
Newport (South Wales) (NWP)	a				1832					1932					2032					
Cardiff Central (CDF)	7	a			1846					1947					2046					

NOTES (see introductory pages for explanation of train operator codes and standard symbols)

- a Arrival time
- d Departure time
- x Stops on request
- c Arrives 3 minutes earlier
- f Arrives 10 minutes earlier

Brighton, Portsmouth, Southampton, Salisbury, Weymouth and Yeovil to Westbury, Swindon, Bristol, Worcester and Cardiff

Saturdays

Operator Train ID Days of operation/Notes 1st Class/Reservations/Bus/Ferry Catering facilities	SW 1V55 D	GW 1F30	GW 1C31	GW 1A96	GW 2C96	GW 1C32	GW 2A87	GW 1F32	GW 1C33	GW 2V98	GW 1F34	GW 1C35	GW 2C98	GW 2M95 A	GW 1C37	GW 1C38
Brighton (BTN)	10 d															
Hove (HOV)	2 d															
Shoreham-by-Sea (SSE)	d															
Worthing (WRH)	4 d															
Barnham (BAA)	d															
Chichester (CCH)	4 d															
Havant (HAV)	d															
Portsmouth Harbour (PMH)	d		1823					1923			2023			2123		
Portsmouth & Southsea (PMS)	d		1827					1927			2027			2127		
Fratton (FTN)	d		1831					1931			2031			2131		
Cosham (CSA)	d		1839					1939								
Fareham (FRM)	d		1847					1947			2047			2145		
Southampton Central (SOU)	d		1910					2010			2112			2224		
Romsey (ROM)	d		1921					2021			2123			2236		
Salisbury (SAL)	d	1927	1942					2042			2142			2258		
Warminster (WMN)	d	1946	2002					2102			2202			2318		
Dilton Marsh (DMH)	d										2206x			2322x		
Weymouth (WEY)	d									2020						
Upwey (UPW)	d									2025						
Dorchester West (DCW)	d									2033						
Maiden Newton (MDN)	d									2046						
Chetnole (CNO)	d									2054x						
Yetminster (YET)	d									2058x						
Thornford (THO)	d									2101x						
Yeovil Junction (YVJ)	d															
Yeovil Pen Mill (YVP)	d									2110						
Castle Cary (CLC)	d			2005						2124						
Bruton (BRU)	d									2129						
Frome (FRO)	d						2052			2142						
Westbury (WSB)	a	1954	2011		2024		2102	2110		2151	2211			2329		
Westbury (WSB)	d		2012			2041		2112		2157	2212		2241			
Trowbridge (TRO)	d		2018			2047		2118		2203	2218		2247			
Melksham (MKM)	d															
Chippenham (CPM)	d															
Swindon (SWI)	a															
Bradford-on-Avon (BOA)	d		2024			2053		2124		2209	2224		2253			
Avoncliff (AVF)	d					2056				2212			2256			
Freshford (FFD)	d					2059				2215			2259			
Bath Spa (BTH)	7 a		2036			2110		2136		2226	2236		2310			
Bath Spa (BTH)	7 d		2038	2053		2111	2122	2138	2153	2227	2238	2253	2311		2351	0102
Oldfield Park (OLF)	d					2114				2230			2314			
Keynsham (KYN)	d					2121				2237			2321			
Bristol Temple Meads (BRI)	10 a		2050	2105		2130	2134	2151	2205	2246	2250	2305	2330		0003	0114
Lawrence Hill (LWH)	a															
Stapleton Road (SRD)	a															
Filton Abbey Wood (FIT)	a		2104					2208			2303					
Bristol Parkway (BPW)	7 a															
Gloucester (GCR)	7 a															
Cheltenham Spa (CNM)	a															
Ashchurch for Tewkesbury (ASC)	a															
Worcester Shrub Hill (WOS)	7 a															
Worcester Foregate Street (WOF)	7 a															
Malvern Link (MVL)	a															
Great Malvern (GMV)	a															
Patchway (PWY)	a							2213			2308					
Sewern Tunnel Jn (STJ)	a		2120					2224			2319					
Newport (South Wales) (NWP)	a		2131					2241			2336					
Cardiff Central (CDF)	7 a		2145					2301			2356					

NOTES (see introductory pages for explanation of train operator codes and standard symbols)

- a Arrival time
d Departure time
x Stops on request

- A Also calls at Eastleigh 2209 and Southampton Airport Parkway 2213
D From London Waterloo to Yeovil Junction, see table 153

Brighton, Portsmouth, Southampton, Salisbury, Weymouth and Yeovil to Westbury, Swindon, Bristol, Worcester and Cardiff

Sundays

Operator Train ID Days of operation/Notes 1st Class/Reservations/Bus/Ferry Catering facilities	GW 2M05	GW 2B06	GW 1C05	GW 1V76 A	GW 1F10 B	GW 1A77	SW 1036 C	GW 1A78	GW 2M07	GW 1C07 A	GW 1C07 B	GW 1C08	GW 1F12	GW 1C10	GW 2C92	GW 1F14	GW 1A81	GW 2V79
Brighton (BTN)	10																	
Hove (HOV)	2																	
Shoreham-by-Sea (SSE)																		
Worthing (WRH)	4																	
Barnham (BAA)																		
Chichester (CCH)	4																	
Havant (HAV)																		
Portsmouth Harbour (PMH)													0908					
Portsmouth & Southsea (PMS)													0913			1013		
Fratton (FTN)													0917			1017		
Cosham (CSA)													0925			1025		
Fareham (FRM)													0933			1033		
Southampton Central (SOU)													0957			1057		
Romsey (ROM)													1008			1108		
Salisbury (SAL)													1027			1127		
Warminster (WMN)	0811												1048			1148		
Dilton Marsh (DMH)	0815x												1052x					
Weymouth (WEY)				0810														1103
Upwey (UPW)				0815														1108
Dorchester West (DCW)				0823														1117
Maiden Newton (MDN)				0835														1130
Chetnole (CNO)				0843x														1139x
Yetminster (YET)				0846x														1143x
Thornford (THO)				0848x														1146x
Yeovil Junction (YVJ)							0945											
Yeovil Pen Mill (YVP)				0858			0953c											1154
Castle Cary (CLC)				0912		0925	1007	1021									1211	1217e
Bruton (BRU)				0917			1012											1222
Frome (FRO)				0930	0930		1024								1125			1234
Westbury (WSB)	a 0819			0939	0939	0944	1033	1040					1057		1134	1157	1230	1243
Westbury (WSB)	d 0820	0846		0949	0949				1045				1102		1136	1202		1245
Trowbridge (TRO)	d 0826	0852		0955	0955				1050				1108		1142	1208		1252
Melksham (MKM)	d 0836								1101									1301
Chippenham (CPM)	d 0846								1112									1311
Swindon (SWI)	a 0903								1131									1329
Bradford-on-Avon (BOA)	d 0858			1001	1001								1114		1148	1214		
Avoncliff (AVF)	d 0902			1004	1004										1152			
Freshford (FFD)	d 0905			1007	1007										1155			
Bath Spa (BTH)	7 a 0915			1018	1018								1126		1205	1226		
Bath Spa (BTH)	7 d 0917	0928		1019	1019					1029	1031	1051	1128	1150	1207	1228		
Oldfield Park (OLF)	d 0920			1022	1022								1131		1210	1231		
Keynsham (KYN)	d 0927			1029	1029								1138		1217	1238		
Bristol Temple Meads (BRI)	10 a 0935	0940		1038	1038					1042	1043	1104	1148	1202	1225	1246		
Lawrence Hill (LWH)	a																	
Stapleton Road (SRD)	a																	
Filton Abbey Wood (FIT)	a	1001		1103	1103								1203			1303		
Bristol Parkway (BPW)	7 a																	
Gloucester (GCR)	7 a																	
Cheltenham Spa (CNM)	a																	
Ashchurch for Tewkesbury (ASC)	a																	
Worcester Shrub Hill (WOS)	7 a																	
Worcester Foregate Street (WOF)	7 a																	
Malvern Link (MVL)	a																	
Great Malvern (GMV)	a																	
Patchway (PWY)	a																	
Severn Tunnel Jn (STJ)	a																	
Newport (South Wales) (NWP)	a	1024		1126	1126								1227			1326		
Cardiff Central (CDF)	7 a	1038		1141	1141								1241			1340		

NOTES (see introductory pages for explanation of train operator codes and standard symbols)

- a Arrival time
- d Departure time
- x Stops on request
- c Arrives 3 minutes earlier
- e Arrives 10 minutes earlier

- A Runs from 3 April
- B Runs until 27 March
- C To London Waterloo, see table 153

Brighton, Portsmouth, Southampton, Salisbury, Weymouth and Yeovil to Westbury, Swindon, Bristol, Worcester and Cardiff

Sundays

Operator	GW	GW	GW	GW	GW	GW	GW	GW	GW	GW	GW	GW	GW	GW	GW	GW	GW	GW
Train ID	1C12	1F16	1C14	1F18	1A84	2M11	1C16	1F20	1C18	2V83	1C19	1F24	1C20	2C96	1C21	1A88	2M13	1F26
1st Class/Reservations/Bus/Ferry Catering facilities	11	11	11	11	11	11	11	11	11	11	11	11	11	11	11	11	11	11
Brighton (BTN)	10	d																
Hove (HOV)	2	d																
Shoreham-by-Sea (SSE)		d																
Worthing (WRH)	4	d																
Barnham (BAA)		d																
Chichester (CCH)	4	d																
Havant (HAV)		d																
Portsmouth Harbour (PMH)		d	1108		1208				1308				1408					1508
Portsmouth & Southsea (PMS)		d	1113		1213				1313				1413					1513
Fratton (FTN)		d	1117		1217				1317				1417					1517
Cosham (CSA)		d	1125		1225				1325				1425					1525
Fareham (FRM)		d	1133		1233				1333				1433					1533
Southampton Central (SOU)		d	1157		1257				1357				1457					1557
Romsey (ROM)		d	1208		1308				1408				1508					1608
Salisbury (SAL)		d	1227		1327				1427				1527					1627
Warminster (WMN)		d	1248		1347				1448				1547					1648
Dilton Marsh (DMH)		d	1252x						1452x				1552x					1652x
Weymouth (WEY)		d								1409								
Upwey (UPW)		d								1414								
Dorchester West (DCW)		d								1422								
Maiden Newton (MDN)		d								1435								
Chetnole (CNO)		d								1443x								
Yetminster (YET)		d								1447x								
Thornford (THO)		d								1450x								
Yeovil Junction (YVJ)		d																
Yeovil Pen Mill (YVP)		d								1501f								
Castle Cary (CLC)		d			1426					1515					1622			
Bruton (BRU)		d								1521								
Frome (FRO)		d								1533								1643
Westbury (WSB)	a		1257		1355	1446	1441	1457	1542	1557					1641	1651	1657	
Westbury (WSB)	d		1302		1400		1452	1502	1543	1602			1640				1652	1702
Trowbridge (TRO)	d		1308		1406		1458	1508	1549	1608			1646				1658	1708
Melksham (MKM)	d						1508										1708	
Chippenham (CPM)	d						1518										1718	
Swindon (SWI)	a						1534										1734	
Bradford-on-Avon (BOA)	d		1314		1412			1514	1555	1614			1652					1714
Avoncliff (AVF)	d				1415				1558	1655			1655					
Freshford (FFD)	d				1418				1601	1658			1658					
Bath Spa (BTH)	7	a	1326		1428			1526	1611	1626			1709					1726
Bath Spa (BTH)	7	d	1252	1328	1350	1430		1450	1528	1550	1612	1621	1627	1651	1710	1720		1728
Oldfield Park (OLF)	d		1331		1433				1531	1615			1713					1731
Keynsham (KYN)	d		1338		1440				1538	1622			1720					1738
Bristol Temple Meads (BRI)	10	a	1305	1346	1402	1448		1502	1546	1602	1630	1635	1640	1703	1728	1736		1746
Lawrence Hill (LWH)	a																	
Stapleton Road (SRD)	a																	
Filton Abbey Wood (FIT)	a		1403		1503				1603				1703					1803
Bristol Parkway (BPW)	7	a																
Gloucester (GCR)	7	a																
Cheltenham Spa (CNM)	a																	
Ashchurch for Tewkesbury (ASC)	a																	
Worcester Shrub Hill (WOS)	7	a																
Worcester Foregate Street (WOF)	7	a																
Malvern Link (MVL)	a																	
Great Malvern (GMV)	a																	
Patchway (PWY)	a																	
Severn Tunnel Jn (STJ)	a																	
Newport (South Wales) (NWP)	a		1425		1530			1627					1730					1826
Cardiff Central (CDF)	7	a	1440		1544			1641					1744					1841

NOTES (see introductory pages for explanation of train operator codes and standard symbols)

- a Arrival time
- d Departure time
- x Stops on request
- f Arrives 4 minutes earlier

Brighton, Portsmouth, Southampton, Salisbury, Weymouth and Yeovil to Westbury, Swindon, Bristol, Worcester and Cardiff

Sundays

Operator	GW	GW	GW	GW	GW	GW	GW	GW	GW	GW	GW	GW	GW	GW	GW	GW	GW	GW	
Train ID	1C22	2V86	1C23	1F28	2M15	1C24	1C25	1A92	1F30	1C26	2V93	1C27	1F32	2M17	1C28	1V98	1F34	1C30	
Days of operation/Notes	1	2	3	4	5	6	7	8	9	10	11	12	13	14	15	16	17	18	
1st Class/Reservations/Bus/Ferry	1	2	3	4	5	6	7	8	9	10	11	12	13	14	15	16	17	18	
Catering facilities	1	2	3	4	5	6	7	8	9	10	11	12	13	14	15	16	17	18	
Brighton (BTN)	10 d																	1748	
Hove (HOV)	2 d																	1752	
Shoreham-by-Sea (SSE)	d																	1758	
Worthing (WRH)	4 d																	1808	
Barnham (BAA)	d																	1827	
Chichester (CCH)	4 d																	1835	
Havant (HAV)	d																	1846	
Portsmouth Harbour (PMH)	d			1608					1708				1808					1908	
Portsmouth & Southsea (PMS)	d			1613					1713				1813					1913	
Fratton (FTN)	d			1617					1717				1817					1917	
Cosham (CSA)	d			1625					1725				1825			1853		1925	
Fareham (FRM)	d			1633					1733				1833			1904		1933	
Southampton Central (SOU)	d			1657					1757				1857			1927		1957	
Romsey (ROM)	d			1708					1808				1908			1939		2008	
Salisbury (SAL)	d			1727					1828				1927			1959		2027	
Warminster (WMN)	d			1748					1848				1948			2019		2048	
Dilton Marsh (DMH)	d															2023x			
Weymouth (WEY)	d		1610										1753						
Upwey (UPW)	d		1615										1758						
Dorchester West (DCW)	d		1623										1806						
Maiden Newton (MDN)	d		1635										1818						
Chetnole (CNO)	d		1643x										1826x						
Yetminster (YET)	d		1646x										1829x						
Thornford (THO)	d		1648x										1831x						
Yeovil Junction (YVJ)	d																		
Yeovil Pen Mill (YVP)	d		1658										1848g						
Castle Cary (CLC)	d		1712					1826					1907h						
Bruton (BRU)	d		1718										1912						
Frome (FRO)	d		1730			1824							1924						
Westbury (WSB)	a		1739		1756	1833		1845	1856				1934		1958		2028	2057	
Westbury (WSB)	d		1740		1805	1835			1902				1940		2002	2024	2030	2102	
Trowbridge (TRO)	d		1746		1811	1841			1908				1946		2008	2030	2036	2108	
Melksham (MKM)	d					1851										2040			
Chippenham (CPM)	d					1901										2050			
Swindon (SWI)	a					1917										2106			
Bradford-on-Avon (BOA)	d		1752		1817				1914				1952		2014		2042	2114	
Avoncliff (AVF)	d		1755										1955				2045		
Freshford (FFD)	d		1758										1958				2048		
Bath Spa (BTH)	7 a		1808		1830				1926				2009		2026		2059	2126	
Bath Spa (BTH)	7 d	1748	1810	1820	1832		1847	1920	1928	1946		2010	2020	2028		2048	2100	2128	2147
Oldfield Park (OLF)	d		1813										2013				2103		
Keynsham (KYN)	d		1820										2020				2110		
Bristol Temple Meads (BRI)	10 a	1800	1828	1835	1845		1859	1932	1940	1958		2029	2032	2040		2102	2118	2140	2159
Lawrence Hill (LWH)	a																		
Stapleton Road (SRD)	a																		
Filton Abbey Wood (FIT)	a				1902				1952						2052			2152	
Bristol Parkway (BPW)	7 a																		
Gloucester (GCR)	7 a																		
Cheltenham Spa (CNM)	a																		
Ashchurch for Tewkesbury (ASC)	a																		
Worcester Shrub Hill (WOS)	7 a																		
Worcester Foregate Street (WOF)	7 a																		
Malvern Link (MVL)	a																		
Great Malvern (GMV)	a																		
Patchway (PWY)	a				1907													2157	
Severn Tunnel Jn (STJ)	a				1918				2005						2105			2208	
Newport (South Wales) (NWP)	a				1929				2016						2118			2219	
Cardiff Central (CDF)	7 a				1943				2030						2131			2233	

NOTES (see introductory pages for explanation of train operator codes and standard symbols)

- a Arrival time
- d Departure time
- x Stops on request
- g Arrives 9 minutes earlier
- h Arrives 6 minutes earlier

D Also calls at Angmering 1815 and Portchester 1858

Brighton, Portsmouth, Southampton, Salisbury, Weymouth and Yeovil to Westbury, Swindon, Bristol, Worcester and Cardiff

Sundays

Operator Train ID 1st Class/Reservations/Bus/Ferry Catering facilities	GW 2V94 1A98 1F36 1C32 1C33 1F38 1F40	GW 1A98 1F36 1C32 1C33 1F38 1F40	GW 1A98 1F36 1C32 1C33 1F38 1F40	GW 1A98 1F36 1C32 1C33 1F38 1F40	GW 1A98 1F36 1C32 1C33 1F38 1F40	GW 1A98 1F36 1C32 1C33 1F38 1F40	GW 1A98 1F36 1C32 1C33 1F38 1F40
Brighton (BTN)	10 d						
Hove (HOV)	2 d						
Shoreham-by-Sea (SSE)	d						
Worthing (WRH)	4 d						
Barnham (BAA)	d						
Chichester (CCH)	4 d						
Havant (HAV)	d						
Portsmouth Harbour (PMH)	d		2008			2108	2204
Portsmouth & Southsea (PMS)	d		2013			2113	2212
Fratton (FTN)	d		2017			2117	2216
Cosham (CSA)	d						
Fareham (FRM)	d		2033			2133	2232
Southampton Central (SOU)	d		2058			2157	2257
Romsey (ROM)	d		2111			2208	2308
Salisbury (SAL)	d		2130			2228	2327
Warminster (WMN)	d		2151			2248	2348
Dilton Marsh (DMH)	d		2155x				2353x
Weymouth (WEY)	d	2010					
Upwey (UPW)	d	2015					
Dorchester West (DCW)	d	2023					
Maiden Newton (MDN)	d	2035					
Chetnole (CNO)	d	2043x					
Yetminster (YET)	d	2046x					
Thornford (THO)	d	2048x					
Yeovil Junction (YVJ)	d						
Yeovil Pen Mill (YVP)	d	2100f					
Castle Cary (CLC)	d	2114	2136				
Bruton (BRU)	d	2119					
Frome (FRO)	d	2131					
Westbury (WSB)	a	2140	2155	2200		2256	2357
Westbury (WSB)	d	2142		2201		2258	
Trowbridge (TRO)	d	2148		2207		2305	
Melksham (MKM)	d						
Chippenham (CPM)	d						
Swindon (SWI)	a						
Bradford-on-Avon (BOA)	d	2154		2213		2311	
Avoncliff (AVF)	d	2157					
Freshford (FFD)	d	2200					
Bath Spa (BTH)	7 a	2211		2225		2324	
Bath Spa (BTH)	7 d	2212		2227	2250	2319	2324
Oldfield Park (OLF)	d	2215					
Keynsham (KYN)	d	2222				2334	
Bristol Temple Meads (BRI)	10 a	2232		2239	2302	2333	2341
Lawrence Hill (LWH)	a						
Stapleton Road (SRD)	a						
Filton Abbey Wood (FIT)	a			2254			
Bristol Parkway (BPW)	7 a						
Gloucester (GCR)	7 a						
Cheltenham Spa (CNM)	a						
Ashchurch for Tewkesbury (ASC)	a						
Worcester Shrub Hill (WOS)	7 a						
Worcester Foregate Street (WOF)	7 a						
Malvern Link (MVL)	a						
Great Malvern (GMV)	a						
Patchway (PWY)	a						
Severn Tunnel Jn (STJ)	a			2307			
Newport (South Wales) (NWP)	a			2319			
Cardiff Central (CDF)	7 a			2333			

NOTES (see introductory pages for explanation of train operator codes and standard symbols)

- a Arrival time
- d Departure time
- x Stops on request
- f Arrives 4 minutes earlier