

Cardiff, Newport and Bristol to Gloucester, Cheltenham Spa, Worcester, Great Malvern, Birmingham, Derby and Nottingham

Mondays to Fridays

Operator Train ID Days of operation/Notes 1st Class/Reservations/Bus Catering facilities	GW 2G77	GW 2G79	XC 1S35 C ◇	GW 2E48	XC 1L98 D ◇	GW 2E48	AW 2G50	GW 1G01 E ◇	XC 1M00 ◇	XC 1S37 F ◇	AW 2G52	GW 1G03 E ◇	GW 2V52 G ◇	XC 1M92 ◇	GW 2G81 H	XC 1S39 J ◇	GW 1G05 E ◇	GW 2E53 K
Cardiff Central (CDF) 7 d							0610		0640		0705			0745				
Newport (South Wales) (NWP) d							0624		0654		0720			0801				
Severn Tunnel Jn (STJ) d							0634		0704		0730							
Caldicot (CDT) d							0637		0707		0733							
Chepstow (CPW) d							0645		0715		0741							
Lydney (LYD) d							0654		0724		0750			0827				
Bristol Temple Meads (BRI) 10 d			0634	0610	0623					0735			0742			0835		0837
Filton Abbey Wood (FIT) d				0617									0750					0845
Bristol Parkway (BPW) 7 d			0643	0622	0634					0744			0755			0844		0850
Yate (YAE) d				0631									0804					0859
Cam & Dursley (CDU) d				0643									0817					0911
Gloucester (GCR) 7 a				0659	0704	←	0716		0744		0810		0832	0847				0927
Gloucester (GCR) 7 d	0437	0604		0712	0708	0712	0717	0725	0745		0811	0823		0849	0854		0917	0934
Cheltenham Spa (CNM) a	0446	0613	0711	→	0717	0721	0727	0733	0754	0813	0821	0832		0857	0903	0914	0925	0943
Cheltenham Spa (CNM) d	0448	0615	0713		0718	0723		0735	0755	0815				0859		0915		0945
Ashchurch for Tewkesbury (ASC) d	0456	0623			0725	0732			0803									0953
Worcestershire Parkway (WOP) d					0736				0814					0914				
Worcester Shrub Hill (WOS) 7 a	0513	0640				0750		0758										1010
Worcester Foregate Street (WOF) 7 a		0643				0756												1016
Malvern Link (MVL) a						0807												1025
Great Malvern (GMV) a						0810												1028
University (UNI) a					0808				0838					0938				
Birmingham New Street (BHM) 12 a			0756		0816				0845	0856				0945		0958		
Derby (DBY) 6 a			0840						0932	0936				1032		1038		
Nottingham (NOT) 8 a									1003					1103				

Operator Train ID Days of operation/Notes 1st Class/Reservations/Bus Catering facilities	XC 1M01	AW 2G54	XC 1S41 F ◇	GW 1G07 E ◇	GW 2E55 L	XC 1M60 ◇	AW 2G56 B	XC 1S43 M ◇	GW 1G09 E ◇	GW 2V58 N ◇	XC 1M94 ◇	XC 1S45 P ◇	GW 1G11 E ◇	GW 2V60 Q ◇	XC 1M64 ◇	AW 2G58 B	XC 1S47 M ◇	GW 1G13 E ◇
Cardiff Central (CDF) 7 d	0845	0906				0945	1009				1045				1145	1210		
Newport (South Wales) (NWP) d	0900	0922				0959	1024				1059				1159	1225		
Severn Tunnel Jn (STJ) d		0934					1035									1236		
Caldicot (CDT) d		0936					1037									1238		
Chepstow (CPW) d	0919	0945				1016	1046								1216	1247		
Lydney (LYD) d		0954					1054				1125					1255		
Bristol Temple Meads (BRI) 10 d			0932		0939			1035		1041		1135		1137				1235
Filton Abbey Wood (FIT) d					0947					1048				1145				
Bristol Parkway (BPW) 7 d			0944		0951			1044		1052		1144		1150			1244	
Yate (YAE) d					1000					1101				1158				
Cam & Dursley (CDU) d					1013					1113				1210				
Gloucester (GCR) 7 a	0946	1016			1028	1043	1117			1129	1145			1226	1243	1318		
Gloucester (GCR) 7 d	0949			1021		1049			1121	1138	1149		1219		1245			1321
Cheltenham Spa (CNM) a	0958		1013	1029		1058		1113	1130	1146	1158	1213	1227		1254		1313	1329
Cheltenham Spa (CNM) d	0959		1015			1059		1115		1148	1159	1215			1255		1315	
Ashchurch for Tewkesbury (ASC) d										1156					1303			
Worcestershire Parkway (WOP) d	1014					1114					1214				1314			
Worcester Shrub Hill (WOS) 7 a										1213								
Worcester Foregate Street (WOF) 7 a										1216								
Malvern Link (MVL) a										1225								
Great Malvern (GMV) a										1228								
University (UNI) a	1038					1138					1238					1338		
Birmingham New Street (BHM) 12 a	1045		1056			1145		1158			1245	1256			1345		1356	
Derby (DBY) 6 a	1132		1136			1232		1237			1331	1336			1431		1437	
Nottingham (NOT) 8 a	1204					1303					1403				1503			

For the complete service between Bristol Temple Meads and Bristol Parkway see table 134
 For the complete service between Worcester and Great Malvern see table 74
 For the complete service between Worcester and Birmingham see table 74
 For the complete service between Birmingham, Derby and Nottingham see table 56

NOTES (see introductory pages for explanation of train operator codes and standard symbols)

- a Arrival time
- d Departure time
- B From Maesteg, see table 126
- C To Edinburgh, see table 50
- D To Stansted Airport, see table 54
- E From London Paddington, see table 125
- F From Plymouth to Newcastle, see table 50
- G From Fratton, see table 133
- H From Salisbury, see table 133
- J From Plymouth to Edinburgh, see table 50
- K From Warminster, see table 133
- L From Westbury, see table 133
- M To Glasgow Central, see table 50
- N From Southampton Central, see table 133
- P From Plymouth to Aberdeen, see table 50
- Q From Weymouth, see table 133

Cardiff, Newport and Bristol to Gloucester, Cheltenham Spa, Worcester, Great Malvern, Birmingham, Derby and Nottingham

Mondays to Fridays

Operator Train ID Days of operation/Notes 1st Class/Reservations/Bus Catering facilities	GW 1V94 R	XC 1M99 P	AW 2G60	XC 1S49 S	GW 1G15 E	GW 2V64 Q	XC 1M49 T	XC 1M68	XC 1S51 J	GW 1G17 E	GW 2E65 K	XC 1M98	XC 1S53 C	AW 2G62 B	GW 1G19 E	GW 2V68 Q	XC 1M73	XC 1S55 J
Cardiff Central (CDF) 7 d		1245	1307					1345				1445		1508			1545	
Newport (South Wales) (NWP) d		1259	1322					1359				1459		1524			1559	
Severn Tunnel Jn (STJ) d			1332											1534				
Caldicot (CDT) d			1335											1537				
Chepstow (CPW) d		1316	1343									1519		1545			1616	
Lydney (LYD) d			1352					1423						1554				
Bristol Temple Meads (BRI) 10 d	1238			1335		1339	1400		1435		1439		1535			1538		1635
Filton Abbey Wood (FIT) d	1246					1346					1448					1546		
Bristol Parkway (BPW) 7 d	1250			1344		1351	1409		1444		1455		1544			1551		1644
Yate (YAE) d	1259					1400					1503					1600		
Cam & Dursley (CDU) d	1312					1413					1515					1612		
Gloucester (GCR) 7 a	1329	1344	1412			1429		1443			1531	1546		1614		1629	1643	
Gloucester (GCR) 7 d	1336	1349			1420			1449		1521	1536	1549		1616	1624		1645	
Cheltenham Spa (CNM) a	1345	1358		1414	1428		1438	1458	1514	1529	1545	1558	1614	1626	1632		1654	1713
Cheltenham Spa (CNM) d	1348	1359		1415			1440	1459	1515		1547	1559	1615				1655	1715
Ashchurch for Tewkesbury (ASC) d	1356										1555						1703	
Worcestershire Parkway (WOP) d		1414						1514				1614					1714	
Worcester Shrub Hill (WOS) 7 a	1414										1612							
Worcester Foregate Street (WOF) 7 a	1417										1617							
Malvern Link (MVL) a											1626							
Great Malvern (GMV) a											1629							
University (UNI) a		1438						1538				1638					1738	
Birmingham New Street (BHM) 12 a		1445		1456			1527	1545	1556			1645	1656				1745	1756
Derby (DBY) 6 a		1536		1538				1631	1640			1731	1737				1838	1842
Nottingham (NOT) 8 a		1603						1703				1803					1906	

Operator Train ID Days of operation/Notes 1st Class/Reservations/Bus Catering facilities	AW 2G64 B	GW 1G21 E	GW 2E70 K	XC 1M75 P	XC 1E63 U	AW 2G66 B	GW 1G23 E	GW 2V72 Q	XC 1M95 T	AW 2G68 B	XC 1E67 U	GW 1G25 E	GW 2E74 K	XC 1M84 P	XC 1E73 V	GW 1G27 E	GW 2E76 K	GW 2M64 W
Cardiff Central (CDF) 7 d	1608			1645		1708			1745	1807				1845				
Newport (South Wales) (NWP) d	1623			1659		1723			1759	1823				1859				
Severn Tunnel Jn (STJ) d	1633					1734				1834								
Caldicot (CDT) d	1636					1736				1836								
Chepstow (CPW) d	1644					1745			1816	1845				1918				
Lydney (LYD) d	1653			1725		1753				1853								
Bristol Temple Meads (BRI) 10 d			1640		1735			1738			1835		1841		1935		1938	2006
Filton Abbey Wood (FIT) d			1649					1746					1848				1946	2014
Bristol Parkway (BPW) 7 d			1656		1744			1751		1844		1854		1944		1950	2018	
Yate (YAE) d			1705					1800					1903			1958	2027	
Cam & Dursley (CDU) d			1718					1812					1916			2010	2039	
Gloucester (GCR) 7 a	1714		1734	1745		1813		1832	1843	1916			1931	1945			2030	2053
Gloucester (GCR) 7 d	1717	1722	1739	1749		1818	1822		1845			1926	1939	1949		2023		
Cheltenham Spa (CNM) a	1724	1731	1748	1758	1814	1826	1830		1854		1913	1934	1947	1958	2014	2032		
Cheltenham Spa (CNM) d			1750	1759	1815				1855		1915		1950	1959	2015			
Ashchurch for Tewkesbury (ASC) d			1758						1903				1958					
Worcestershire Parkway (WOP) d				1814					1914					2014				
Worcester Shrub Hill (WOS) 7 a			1820										2015					
Worcester Foregate Street (WOF) 7 a			1823										2023					
Malvern Link (MVL) a													2035					
Great Malvern (GMV) a													2038					
University (UNI) a				1838					1938					2038				
Birmingham New Street (BHM) 12 a				1845	1856				1945		1956			2045	2056			
Derby (DBY) 6 a				1931	1937				2031		2037			2137	2150			
Nottingham (NOT) 8 a				2004					2105					2217				

NOTES (see introductory pages for explanation of train operator codes and standard symbols)

- a Arrival time
- d Departure time
- B From Maesteg, see table 126
- C To Edinburgh, see table 50
- E From London Paddington, see table 125
- J From Plymouth to Edinburgh, see table 50
- K From Warminster, see table 133
- Q From Weymouth, see table 133
- R From Brighton, see table 133
- S From Penzance to Newcastle, see table 50
- T From Plymouth, see table 135
- U From Plymouth to Leeds, see table 50
- V To Leeds, see table 50
- W From Penzance, see table 135

Cardiff, Newport and Bristol to Gloucester, Cheltenham Spa, Worcester, Great Malvern, Birmingham, Derby and Nottingham

Mondays to Fridays











Operator	XC	XC	GW	GW	GW	XC	AW	GW	GW	XC	XC	GW	GW	AW	AW	GW
Train ID	1M85	1M83	1G29	2E78	2G91	1M87	2G72	1G31	2E80	1M80	1M89	1G33	2E82	2G74	2G74	2G93
Days of operation/Notes	1◇	T	E		L	1◇	B	E		X	1◇	E		FO B	FX B	A
1st Class/Reservations/Bus Catering facilities	1◇	1◇	111			1◇		111		1◇	1◇	111				
Cardiff Central (CDF)	7 d	1950				2106	2110				2145			2320	2312	
Newport (South Wales) (NWP)	d	2004				2120	2125				2159			2334	2330	
Severn Tunnel Jn (STJ)	d	2014					2135							2346	2349	
Caldicot (CDT)	d	2017					2138							2348	2351	
Chepstow (CPW)	d	2025					2146							2357	0001	
Lydney (LYD)	d	2034					2155							0005	0009	
Bristol Temple Meads (BRI)	10 d		2035		2057				2144	2200			2246			
Filton Abbey Wood (FIT)	d				2105				2152				2255			
Bristol Parkway (BPW)	7 d		2044		2111				2157	2209			2302			
Yate (YAE)	d				2120				2206				2310			
Cam & Dursley (CDU)	d				2132				2218				2322			
Gloucester (GCR)	7 a	2054			2147		2202	2217	2236		2245		2339	0026	0033	
Gloucester (GCR)	7 d	2056		2123	2150	2157	2203	2218	2226		2249	2321				0034
Cheltenham Spa (CNM)	a	2105	2113	2132	2200	2205	2212	2228	2234		2241	2258	2331			0043
Cheltenham Spa (CNM)	d	2106	2115	2132	2201		2213			2242	2259					
Ashchurch for Tewkesbury (ASC)	d			2141	2209		2221									
Worcestershire Parkway (WOP)	d	2120					2232									
Worcester Shrub Hill (WOS)	7 a			2209	2227											
Worcester Foregate Street (WOF)	7 a															
Malvern Link (MVL)	a															
Great Malvern (GMV)	a															
University (UNI)	a	2146														
Birmingham New Street (BHM)	12 a	2154	2201			2305				2341	2358					
Derby (DBY)	6 a	2250														
Nottingham (NOT)	8 a	2326														











NOTES (see introductory pages for explanation of train operator codes and standard symbols)

- a Arrival time
- d Departure time
- A From Swindon, see table 125
- B From Maesteg, see table 126
- E From London Paddington, see table 125
- L From Westbury, see table 133
- T From Plymouth, see table 135
- X From Paignton, see table 135
- FO Fridays only
- FX Not Fridays

Cardiff, Newport and Bristol to Gloucester, Cheltenham Spa, Worcester, Great Malvern, Birmingham, Derby and Nottingham

Saturdays

Operator Train ID Days of operation/Notes 1st Class/Reservations/Bus Catering facilities	GW 2G01	XC 1S35 C 1◇ ♣	XC 1L00 D 1◇ ♣	AW 2G50	GW 2E51	XC 1M00	XC 1S37 E 1◇ ♣	GW 2G03 B	AW 2G52	GW 2V52 F	XC 1M92	XC 1S39 G 1◇ ♣	GW 1G05 H 1◇ ♣	GW 2V54 J	XC 1M01	AW 2G54 A	XC 1S41 E 1◇ ♣	GW 1G07 H 1◇ ♣
Cardiff Central (CDF)  d				0610		0640			0707		0745				0845	0904		
Newport (South Wales) (NWP) d				0626		0654			0722		0800				0859	0921		
Severn Tunnel Jn (STJ) d				0638		0704			0736							0932		
Caldicot (CDT) d				0640		0707			0739							0935		
Chepstow (CPW) d				0649		0715			0748						0916	0944		
Lydney (LYD) d				0657		0724			0758		0825					0953		
Bristol Temple Meads (BRI)  d		0615			0638		0735			0739		0835		0838				0935
Filton Abbey Wood (FIT) d					0645					0746				0846				
Bristol Parkway (BPW)  d		0624			0650		0744			0751		0844		0851				0944
Yate (YAE) d					0700					0801				0900				
Cam & Dursley (CDU) d					0712					0813				0913				
Gloucester (GCR)  a		0650		0718	0730	0744			0822	0829	0845			0929	0943	1014		
Gloucester (GCR)  d	0521	0659	0705	0718	0739	0745		0820	0823		0849		0919	0937	0949			1019
Cheltenham Spa (CNM) a	0530	0707	0713	0729	0748	0754	0813	0828	0837		0858	0913	0929	0946	0958		1013	1028
Cheltenham Spa (CNM) d	0531	0710	0714		0749	0755	0815				0859	0915		0948	0959		1015	
Ashchurch for Tewkesbury (ASC) d	0539		0722		0757	0803								0956				
Worcestershire Parkway (WOP) d			0733			0814					0914				1014			
Worcester Shrub Hill (WOS)  a	0556				0814									1012				
Worcester Foregate Street (WOF)  a	0559				0833									1020				
Malvern Link (MVL) a	0613																	
Great Malvern (GMV) a	0616																	
University (UNI) a			0759			0838					0938				1038			
Birmingham New Street (BHM)  a		0756	0806			0845	0856				0945	0956			1045		1056	
Derby (DBY)  a		0840				0931	0936				1032	1037			1131		1136	
Nottingham (NOT)  a						1003					1103				1204			











Operator Train ID Days of operation/Notes 1st Class/Reservations/Bus Catering facilities	GW 2E57 K	XC 1M60 1◇ ♣	AW 2G56 A	XC 1S43 L 1◇ ♣	GW 1G09 H 1◇ ♣	GW 2E59 K	XC 1M94 1◇ ♣	XC 1S45 M 1◇ ♣	GW 1G11 H 1◇ ♣	GW 2V60 N 1◇ ♣	XC 1M64 1◇ ♣	AW 2G58 A	XC 1S47 L 1◇ ♣	GW 1G13 H 1◇ ♣	GW 1V94 P 1◇ ♣	XC 1M99 1◇ ♣	AW 2G60	XC 1S49 E 1◇ ♣
Cardiff Central (CDF)  d		0945	1009				1045				1145	1208				1245	1308	
Newport (South Wales) (NWP) d		0959	1024				1101				1158	1222				1259	1327	
Severn Tunnel Jn (STJ) d			1034									1233					1338	
Caldicot (CDT) d			1037									1235					1341	
Chepstow (CPW) d		1016	1045								1217	1244				1316	1350	
Lydney (LYD) d			1054				1125					1252				1359		
Bristol Temple Meads (BRI)  d	0938			1035		1039		1135		1139			1235		1239			1335
Filton Abbey Wood (FIT) d	0946					1046				1146					1246			
Bristol Parkway (BPW)  d	0951			1044		1051		1144		1151			1244		1251			1344
Yate (YAE) d	1000					1101				1201					1301			
Cam & Dursley (CDU) d	1013					1113				1213					1313			
Gloucester (GCR)  a	1028	1043	1114			1129	1144			1229	1243	1313			1329	1343	1420	
Gloucester (GCR)  d		1049			1119	1138	1149		1219		1245			1319	1337	1349		
Cheltenham Spa (CNM) a		1058		1113	1128	1147	1158	1213	1228		1254		1313	1328	1347	1358		1413
Cheltenham Spa (CNM) d		1059		1115		1148	1159	1215			1255		1315		1350	1359		1415
Ashchurch for Tewkesbury (ASC) d						1156					1303				1358			
Worcestershire Parkway (WOP) d		1114					1214				1314					1414		
Worcester Shrub Hill (WOS)  a						1212									1414			
Worcester Foregate Street (WOF)  a						1217									1418			
Malvern Link (MVL) a																		
Great Malvern (GMV) a																		
University (UNI) a		1138					1238				1338					1438		
Birmingham New Street (BHM)  a		1145		1156			1245	1256			1345		1356			1445		1456
Derby (DBY)  a		1232		1237			1331	1336			1431		1437			1536		1538
Nottingham (NOT)  a		1303					1403				1503					1603		











NOTES (see introductory pages for explanation of train operator codes and standard symbols)

- a Arrival time
- d Departure time
- A From Maesteg, see table 126
- B From Swindon, see table 125
- C To Edinburgh, see table 50
- D To Stansted Airport, see table 54
- E From Plymouth to Newcastle, see table 50
- F From Salisbury, see table 133
- G From Plymouth to Edinburgh, see table 50
- H From London Paddington, see table 125
- J From Portsmouth & Southsea, see table 133
- K From Westbury, see table 133
- L To Glasgow Central, see table 50
- M From Plymouth to Aberdeen, see table 50
- N From Weymouth, see table 133
- P From Brighton, see table 133

Cardiff, Newport and Bristol to Gloucester, Cheltenham Spa, Worcester, Great Malvern, Birmingham, Derby and Nottingham

Saturdays

Operator Train ID Days of operation/Notes 1st Class/Reservations/Bus Catering facilities	GW 2G15 B	GW 2V64 N	XC 1M68 A	XC 1S51 G	GW 1G17 H	GW 2E67 K	XC 1M98 A	AW 2G62	XC 1S53 C	GW 1G19 H	GW 2V68 N	XC 1M73 A	AW 2G64 A	XC 1S55 G	GW 2G21 B	GW 2E71 K	XC 1M75 A	AW 2G66 A
Cardiff Central (CDF)  d			1345				1445	1507				1545	1607				1645	1707
Newport (South Wales) (NWP) d			1359				1459	1522				1559	1622				1659	1722
Severn Tunnel Jn (STJ) d								1533					1632					1732
Caldicot (CDT) d								1535					1635					1735
Chepstow (CPW) d							1518	1544				1616	1643					1743
Lydney (LYD) d			1423					1552					1652				1724	1752
Bristol Temple Meads (BRI)  d		1339		1435		1439			1535		1539			1635		1639		
Filton Abbey Wood (FIT) d		1346				1446					1546					1646		
Bristol Parkway (BPW)  d		1351		1444		1451			1544		1551			1644		1650		
Yate (YAE) d		1401				1501					1601					1659		
Cam & Dursley (CDU) d		1413				1513					1613					1712		
Gloucester (GCR)  a		1429	1443			1529	1544	1613			1629	1643	1713			1728	1743	1812
Gloucester (GCR)  d	1419		1449		1519	1538	1549		1619		1645			1719	1738	1749		
Cheltenham Spa (CNM) a	1428		1458	1514	1528	1547	1558		1613	1628		1654		1713	1728	1747	1758	
Cheltenham Spa (CNM) d			1459	1515		1548	1559		1615			1655		1715		1748	1759	
Ashchurch for Tewkesbury (ASC) d						1556						1703				1756		
Worcestershire Parkway (WOP) d			1514				1614					1714					1814	
Worcester Shrub Hill (WOS)  a						1612										1812		
Worcester Foregate Street (WOF)  a						1616										1818		
Malvern Link (MVL) a																		
Great Malvern (GMV) a																		
University (UNI) a			1538				1638					1738					1838	
Birmingham New Street (BHM)  a			1545	1556			1645		1656			1745		1756			1845	
Derby (DBY)  a			1631	1639			1731		1736			1836		1837			1931	
Nottingham (NOT)  a			1703				1803					1903					2003	











Operator Train ID Days of operation/Notes 1st Class/Reservations/Bus Catering facilities	XC 1E63 Q	GW 1G23 H	GW 2V72 N	XC 1M95 A	AW 2G68 A	XC 1E67 R	GW 1G25 H	GW 2E75 S	XC 1M84 A	XC 1E73 T	GW 1G27 H	GW 2E77 K	GW 2E78 U	XC 1M83 V	XC 1M85 A	GW 1G29 H	XC 1M87 A	GW 2E80 A
Cardiff Central (CDF)  d				1745	1809				1845							2000		2048
Newport (South Wales) (NWP) d				1759	1824				1859							2014		2102
Severn Tunnel Jn (STJ) d					1835											2025		
Caldicot (CDT) d					1838											2027		
Chepstow (CPW) d				1817	1846				1916							2036		
Lydney (LYD) d					1855											2044		
Bristol Temple Meads (BRI)  d	1735		1739			1835		1839		1931		1939	2009	2031				2109
Filton Abbey Wood (FIT) d			1746					1846				1946	2016					2116
Bristol Parkway (BPW)  d	1744		1751			1844		1850		1940		1951	2020	2040				2120
Yate (YAE) d			1801					1859				2001	2029					2129
Cam & Dursley (CDU) d			1813					1912				2013	2042					2142
Gloucester (GCR)  a			1829	1844	1915			1928	1943			2030	2057		2105		2144	2158
Gloucester (GCR)  d		1820		1845			1920	1938	1949		2022	2036			2107	2121	2149	
Cheltenham Spa (CNM) a	1814	1829		1854		1914	1930	1947	1958	2010	2032	2046		2109	2116	2129	2158	
Cheltenham Spa (CNM) d	1815			1855		1915		1948	1959	2011				2111	2118		2159	
Ashchurch for Tewkesbury (ASC) d				1903				1956							2125			
Worcestershire Parkway (WOP) d				1914					2014								2214	
Worcester Shrub Hill (WOS)  a								2012										
Worcester Foregate Street (WOF)  a								2020										
Malvern Link (MVL) a								2029										
Great Malvern (GMV) a								2032										
University (UNI) a				1938					2038						2159		2238	
Birmingham New Street (BHM)  a	1856			1945		1956			2045	2052				2151	2207		2245	
Derby (DBY)  a	1937			2031		2039			2131	2141				2242	2255		2331	
Nottingham (NOT)  a				2103					2215						2327			

NOTES (see introductory pages for explanation of train operator codes and standard symbols)

- a Arrival time
- d Departure time
- A From Maesteg, see table 126
- B From Swindon, see table 125
- C To Edinburgh, see table 50
- G From Plymouth to Edinburgh, see table 50
- H From London Paddington, see table 125
- K From Westbury, see table 133
- N From Weymouth, see table 133
- Q From Plymouth to York, see table 50
- R From Plymouth to Leeds, see table 50
- S From Warminster, see table 133
- T To Leeds, see table 50
- U From Taunton, see table 134
- V From Plymouth, see table 135

Cardiff, Newport and Bristol to Gloucester, Cheltenham Spa, Worcester, Great Malvern, Birmingham, Derby and Nottingham

Saturdays

Operator Train ID Days of operation/Notes	AW	GW	GW	AW
	2G72 A	2G31 B	2E82	2G74 A
Cardiff Central (CDF)  d	2110			2314
Newport (South Wales) (NWP) d	2125			2332
Severn Tunnel Jn (STJ) d	2136			2352
Caldicot (CDT) d	2138			2354
Chepstow (CPW) d	2147			0003
Lydney (LYD) d	2155			0012
Bristol Temple Meads (BRI)  d			2208	
Filton Abbey Wood (FIT) d			2215	
Bristol Parkway (BPW)  d			2220	
Yate (YAE) d			2229	
Cam & Dursley (CDU) d			2241	
Gloucester (GCR)  a	2216		2256	0034
Gloucester (GCR)  d		2221		
Cheltenham Spa (CNM) a		2229		
Cheltenham Spa (CNM) d				
Ashchurch for Tewkesbury (ASC) d				
Worcestershire Parkway (WOP) d				
Worcester Shrub Hill (WOS)  a				
Worcester Foregate Street (WOF)  a				
Malvern Link (MVL) a				
Great Malvern (GMV) a				
University (UNI) a				
Birmingham New Street (BHM)  a				
Derby (DBY)  a				
Nottingham (NOT)  a				

NOTES (see introductory pages for explanation of train operator codes and standard symbols)

- a Arrival time
- d Departure time
- A From Maesteg, see table 126
- B From Swindon, see table 125

Cardiff, Newport and Bristol to Gloucester, Cheltenham Spa, Worcester, Great Malvern, Birmingham, Derby and Nottingham

Sundays

Operator Train ID Days of operation/Notes 1st Class/Reservations/Bus Catering facilities	AW 2G48	XC 1S41 A 1◇ A	GW 2G01 B 1	GW 2E34	XC 1S43 C 1◇ A	GW 2G02 B 1	AW 2G50	XC 1M94	XC 1S45 D 1◇ A	GW 2G03 B	GW 2E38	XC 1M64	XC 1S47 E 1◇ A	GW 2G04 B 1	XC 1M45 F 1◇ A	AW 2G52	XC 1M99	XC 1S49 G 1◇ A
Cardiff Central (CDF) 7 d	0823						1030	1045				1145				1229	1245	
Newport (South Wales) (NWP) d	0841						1044	1059				1159				1243	1258	
Severn Tunnel Jn (STJ) d	0903						1056									1254		
Caldicot (CDT) d	0905						1059									1256		
Chepstow (CPW) d	0914						1107									1305		
Lydney (LYD) d	0922						1116									1313		
Bristol Temple Meads (BRI) 10 d		0915		0938	1031				1131			1138		1231		1300		1331
Filton Abbey Wood (FIT) d				0946								1145						
Bristol Parkway (BPW) 7 d		0924		0950	1040				1140			1148		1240		1309		1340
Yate (YAE) d				0959								1157						
Cam & Dursley (CDU) d				1011								1211						
Gloucester (GCR) 7 a	0943	0950		1026			1137	1142				1228	1241			1334	1341	
Gloucester (GCR) 7 d	0944	1002	1027	1038		1126	1138	1149		1223	1237	1249		1323		1335	1349	
Cheltenham Spa (CNM) a	0956	1010	1035	1047	1109	1134	1148	1158	1209	1231	1246	1258	1309	1332	1339	1345	1358	1409
Cheltenham Spa (CNM) d		1011		1048	1111			1159	1211		1247	1259	1311		1341		1359	1411
Ashchurch for Tewkesbury (ASC) d				1056							1255							
Worcestershire Parkway (WOP) d								1214				1314					1414	
Worcester Shrub Hill (WOS) 7 a				1114								1311						
Worcester Foregate Street (WOF) 7 a												1321						
Malvern Link (MVL) a									1238				1338					1438
Great Malvern (GMV) a																		
University (UNI) a																		
Birmingham New Street (BHM) 12 a		1049			1149				1245	1249			1345	1349		1419		1445
Derby (DBY) 6 a		1136			1237				1329	1336			1429	1437				1531
Nottingham (NOT) 8 a									1353				1453					1555











Operator Train ID Days of operation/Notes 1st Class/Reservations/Bus Catering facilities	GW 2G05 B 1	GW 2E42	XC 1M67 1◇ A	XC 1S51 H 1◇ A	GW 2G07 B	AW 2G54	XC 1M98 1◇ A	XC 1S53 A 1◇ A	GW 2G09 B 1	GW 2E46	XC 1M73 1◇ A	XC 1S55 H 1◇ A	GW 2G10 B	AW 2G56	XC 1M75 1◇ A	XC 1E63 J 1◇ A	GW 2G11 B	GW 2E50
Cardiff Central (CDF) 7 d			1345			1429	1445					1545		1625	1645			
Newport (South Wales) (NWP) d			1401			1443	1459					1559		1643	1659			
Severn Tunnel Jn (STJ) d						1454								1655				
Caldicot (CDT) d						1457								1657				
Chepstow (CPW) d						1505								1706				
Lydney (LYD) d						1514								1714				
Bristol Temple Meads (BRI) 10 d		1338		1431				1531		1538		1631					1731	1738
Filton Abbey Wood (FIT) d		1346								1545								1745
Bristol Parkway (BPW) 7 d		1351		1440				1540		1551		1640				1740		1749
Yate (YAE) d		1400								1559								1758
Cam & Dursley (CDU) d		1412								1611								1811
Gloucester (GCR) 7 a		1430	1445		1534	1541				1630	1641			1735	1741			1826
Gloucester (GCR) 7 d	1425	1438	1449	1525	1535	1549		1623	1637	1649		1723	1736	1749		1822	1839	
Cheltenham Spa (CNM) a	1435	1447	1458	1510	1533	1545	1558	1609	1632	1647	1658	1710	1732	1746	1758	1810	1830	1847
Cheltenham Spa (CNM) d		1447	1459	1511			1559	1611		1647	1659	1711			1759	1811		1848
Ashchurch for Tewkesbury (ASC) d		1456								1656								1857
Worcestershire Parkway (WOP) d			1514				1614				1714				1814			
Worcester Shrub Hill (WOS) 7 a		1512								1712								1913
Worcester Foregate Street (WOF) 7 a		1519								1722								1922
Malvern Link (MVL) a																		
Great Malvern (GMV) a																		
University (UNI) a			1538				1638				1738				1838			
Birmingham New Street (BHM) 12 a			1545	1550			1645	1649			1745	1750			1845	1850		
Derby (DBY) 6 a			1629	1639			1729	1736			1829	1839			1931	1937		
Nottingham (NOT) 8 a			1653				1754				1854				1957			











NOTES (see introductory pages for explanation of train operator codes and standard symbols)

- a Arrival time
- d Departure time
- A To Edinburgh, see table 50
- B From Swindon, see table 125
- C To Glasgow Central, see table 50
- D From Plymouth to Aberdeen, see table 50
- E From Plymouth to Glasgow Central, see table 50
- F From Paignton, see table 135
- G From Penzance to Newcastle, see table 50
- H From Plymouth to Edinburgh, see table 50
- J To York, see table 50

Cardiff, Newport and Bristol to Gloucester, Cheltenham Spa, Worcester, Great Malvern, Birmingham, Derby and Nottingham

Sundays

Operator Train ID Days of operation/Notes 1st Class/Reservations/Bus Catering facilities	XC 1M95	XC 1E67 K	GW 1G68 L	AW 2G58	XC 1M83	XC 1E73 M	GW 2G13 B	GW 2E54	XC 1M85 N	AW 2G60	XC 1E75 K	GW 2G14 B	XC 1M87	GW 2G15 B	GW 2E58	XC 1M80	GW 2E60	AW 2G62
Cardiff Central (CDF)  d	1745			1829	1845				1945	2024			2045					2226
Newport (South Wales) (NWP) d	1759			1843	1859				2002	2038			2059					2240
Severn Tunnel Jn (STJ) d				1855						2048								2255
Caldicot (CDT) d				1857						2051								2258
Chepstow (CPW) d				1906						2059								2306
Lydney (LYD) d				1914						2108								2315
Bristol Temple Meads (BRI)  d		1831				1931		1937			2031				2138	2210	2242	
Filton Abbey Wood (FIT) d								1945							2145		2250	
Bristol Parkway (BPW)  d		1840				1940		1949			2040				2149	2219	2254	
Yate (YAE) d								1958							2158		2303	
Cam & Dursley (CDU) d								2011							2211		2315	
Gloucester (GCR)  a	1841			1935	1941			2030	2044	2130			2142		2228		2330	2338
Gloucester (GCR)  d	1849		1923	1935	1949		2024	2036	2049			2126	2149	2222				
Cheltenham Spa (CNM) a	1858	1910	1932	1945	1958	2009	2032	2044	2058		2110	2135	2158	2230		2247		
Cheltenham Spa (CNM) d	1859	1911			1959	2011		2046	2059		2111		2159			2250		
Ashchurch for Tewkesbury (ASC) d								2054										
Worcestershire Parkway (WOP) d	1914				2014				2114				2214					
Worcester Shrub Hill (WOS)  a								2110										
Worcester Foregate Street (WOF)  a																		
Malvern Link (MVL) a																		
Great Malvern (GMV) a																		
University (UNI) a	1938				2038				2138				2238					
Birmingham New Street (BHM)  a	1945	1950			2045	2055			2145		2150		2245			2341		
Derby (DBY)  a	2029	2039			2129	2140					2239							
Nottingham (NOT)  a	2054				2154													











Operator Train ID Days of operation/Notes 1st Class/Reservations/Bus Catering facilities	GW 2G90
Cardiff Central (CDF)  d	
Newport (South Wales) (NWP) d	
Severn Tunnel Jn (STJ) d	
Caldicot (CDT) d	
Chepstow (CPW) d	
Lydney (LYD) d	
Bristol Temple Meads (BRI)  d	
Filton Abbey Wood (FIT) d	
Bristol Parkway (BPW)  d	
Yate (YAE) d	
Cam & Dursley (CDU) d	
Gloucester (GCR)  a	
Gloucester (GCR)  d	0002
Cheltenham Spa (CNM) a	0011
Cheltenham Spa (CNM) d	
Ashchurch for Tewkesbury (ASC) d	
Worcestershire Parkway (WOP) d	
Worcester Shrub Hill (WOS)  a	
Worcester Foregate Street (WOF)  a	
Malvern Link (MVL) a	
Great Malvern (GMV) a	
University (UNI) a	
Birmingham New Street (BHM)  a	
Derby (DBY)  a	
Nottingham (NOT)  a	











NOTES (see introductory pages for explanation of train operator codes and standard symbols)

- a Arrival time
- d Departure time
- B From Swindon, see table 125
- K From Plymouth to Leeds, see table 50
- L From London Paddington, see table 125
- M To Leeds, see table 50
- N To Leicester, see table 54

Nottingham, Derby, Birmingham, Great Malvern and Worcester to Cheltenham Spa, Gloucester, Bristol, Newport and Cardiff

Mondays to Fridays

Operator Train ID Days of operation/Notes 1st Class/Reservations/Bus Catering facilities	GW 1L60 A	AW 2L43 B	GW 2T63	GW 1L62 A	XC 1V01	GW 2T05	XC 1V02	GW 1L64 A	GW 1C71 C	GW 2Y07 D	GW 2O72 E	AW 2L47 B	XC 1V42 F	GW 1L66 A	XC 1V03	GW 2O74 E	AW 2L49 B	XC 1V44 G	
Nottingham (NOT)  3 d																			
Derby (DBY)  6 d													0610		0600				0727
Birmingham New Street (BHM)  12 d					0500		0537						0712		0730				0812
University (UNI) d															0737				
Great Malvern (GMV) d																			
Malvern Link (MVL) d																			
Worcester Foregate Street (WOF)  7 d																			
Worcester Shrub Hill (WOS)  7 d			0520									0707		0724					
Worcestershire Parkway (WOP) d															0758				
Ashchurch for Tewkesbury (ASC) d			0537				0631					0724							
Cheltenham Spa (CNM) a			0546		0604		0640					0733		0750	0756	0814			0850
Cheltenham Spa (CNM) d	0456	0537	0547	0553	0606	0614	0640	0648				0734	0746	0752	0758	0815		0846	0852
Gloucester (GCR)  7 a	0505	0549	0556	0602	0614	0623	0649	0657				0743	0756		0808	0823		0856	
Gloucester (GCR)  7 d		0549	0604		0616	0626	0651			0700	0731	0748	0758			0827	0842	0858	
Cam & Dursley (CDU) d			0617			0639				0713	0746	0801					0855		
Yate (YAE) d			0631			0653				0725	0759	0814					0908		
Bristol Parkway (BPW)  7 a			0640			0701				0732	0808	0823		0826			0917		0921
Filton Abbey Wood (FIT) a			0644			0705				0737	0813	0826					0921		
Bristol Temple Meads (BRI)  10 a			0653			0714				0746	0822	0835		0838			0932		0938
Lydney (LYD) d		0609			0635		0710						0817					0917	
Chepstow (CPW) d		0618			0645		0720						0826			0853		0926	
Caldicot (CDT) d		0627			0653		0728						0835					0935	
Severn Tunnel Jn (STJ) d		0630			0657		0731						0838					0938	
Newport (South Wales) (NWP) a		0642			0709		0742						0850			0911		0950	
Cardiff Central (CDF)  7 a		0657			0722		0800						0905			0925		1007	

Operator Train ID Days of operation/Notes 1st Class/Reservations/Bus Catering facilities	GW 1L68 A	XC 1V04	GW 2C12 H	XC 1V46 J	GW 1L70 A	XC 1V05	GW 2O76 E	XC 1V48 K	AW 2L53 B	GW 1L72 A	XC 1V06	GW 1O98 L	XC 1V50 M	AW 2G55	GW 1L74 A	XC 1V07	GW 2C18 N	XC 1V52 M	
Nottingham (NOT)  3 d		0704				0808						0907						1007	
Derby (DBY)  6 d		0738		0827		0841		0931				0940		1031				1041	1131
Birmingham New Street (BHM)  12 d		0830		0912		0930		1012				1030		1112				1130	1212
University (UNI) d		0837				0937						1037						1137	
Great Malvern (GMV) d			0845										1041						
Malvern Link (MVL) d			0848										1044						
Worcester Foregate Street (WOF)  7 d			0857										1053						
Worcester Shrub Hill (WOS)  7 d			0900										1056						
Worcestershire Parkway (WOP) d		0858				0958						1058						1158	
Ashchurch for Tewkesbury (ASC) d			0917										1113						
Cheltenham Spa (CNM) a		0914	0926	0950		1014		1050				1114	1122	1150				1214	1251
Cheltenham Spa (CNM) d	0859	0915	0926	0952	0959	1015		1052		1059	1115	1123	1152		1159	1215		1252	
Gloucester (GCR)  7 a	0907	0923	0935		1008	1025				1108	1125	1133			1208	1224			
Gloucester (GCR)  7 d		0927	0942			1027	1040		1100		1127	1141		1159			1227	1242	
Cam & Dursley (CDU) d			0954				1052					1154						1254	
Yate (YAE) d			1007				1106					1207						1307	
Bristol Parkway (BPW)  7 a			1016	1020			1114	1120				1216	1220					1316	1320
Filton Abbey Wood (FIT) a			1019				1118					1219						1319	
Bristol Temple Meads (BRI)  10 a			1028	1032			1126	1131				1229	1233					1328	1332
Lydney (LYD) d						1046			1119					1218					
Chepstow (CPW) d		0953							1129		1153			1228		1253			
Caldicot (CDT) d									1137					1236					
Severn Tunnel Jn (STJ) d									1140					1239					
Newport (South Wales) (NWP) a		1011				1111			1152		1211			1252			1311		
Cardiff Central (CDF)  7 a		1025				1125			1209		1225			1307			1325		

NOTES (see introductory pages for explanation of train operator codes and standard symbols)

- a Arrival time
- d Departure time
- A To London Paddington, see table 125
- B To Maesteg, see table 126
- C To Penzance, see table 135
- D To Weston-super-Mare, see table 134
- E To Weymouth, see table 133
- F To Plymouth, see table 135
- G From Leeds to Plymouth, see table 50
- H To Westbury, see table 133
- J From York to Plymouth, see table 50
- K From Newcastle, see table 50
- L To Brighton, see table 133
- M From Edinburgh to Plymouth, see table 50
- N To Frome, see table 133

Nottingham, Derby, Birmingham, Great Malvern and Worcester to Cheltenham Spa, Gloucester, Bristol, Newport and Cardiff

Mondays to Fridays

Operator	GW	XC	GW	XC	AW	GW	XC	GW	AW	XC	GW	XC	GW	XC	GW	XC	GW	AW
Train ID	1L76	1V08	2078	1V54	2L59	1L78	1V09	2C22	2L61	1V56	1L80	1V10	2080	1V58	1L82	1V11	2082	2L65
Days of operation/Notes	A		E	P	B	A		H	B	Q	A		E	R	A		E	B
1st Class/Reservations/Bus	11	1	1	1		11	1			1	11	1	1	1	11	1	1	1
Catering facilities	☞	☞	☞	☞		☞	☞			☞	☞	☞	☞	☞	☞	☞	☞	☞
Nottingham (NOT)	8 d		1107				1207					1307				1407		
Derby (DBY)	6 d		1140				1238			1331		1338			1431			1438
Birmingham New Street (BHM)	12 d		1230		1312		1330			1412		1430			1512			1530
University (UNI)	d		1237				1337					1437						1537
Great Malvern (GMV)	d				1242													
Malvern Link (MVL)	d				1245													
Worcester Foregate Street (WOF)	7 d				1254								1453					
Worcester Shrub Hill (WOS)	7 d				1257								1456					
Worcestershire Parkway (WOP)	d		1258				1358					1458				1558		
Ashchurch for Tewkesbury (ASC)	d			1314									1514					
Cheltenham Spa (CNM)	a		1315	1323	1350		1414			1450		1514	1523	1550		1614		
Cheltenham Spa (CNM)	d	1259	1315	1324	1352		1359	1415		1452	1459	1515	1524	1552	1559	1615		1646
Gloucester (GCR)	7 a	1308	1325	1333		1408	1425			1508	1525	1534		1608	1624			1658
Gloucester (GCR)	7 d		1328	1338		1359	1427	1440	1457		1527	1540			1626	1642		1700
Cam & Dursley (CDU)	d			1350				1453				1553						1654
Yate (YAE)	d			1403				1507				1606						1707
Bristol Parkway (BPW)	7 a			1415	1422			1515		1520		1615	1621					1716
Filton Abbey Wood (FIT)	a			1419				1519				1618						1719
Bristol Temple Meads (BRI)	10 a			1429	1433			1528		1534		1627	1632					1728
Lydney (LYD)	d		1347			1418			1516							1646		1719
Chepstow (CPW)	d					1427		1453	1525			1553				1656		1729
Caldicot (CDT)	d					1436			1534									1737
Severn Tunnel Jn (STJ)	d					1439			1537									1740
Newport (South Wales) (NWP)	a					1451		1511	1549			1611				1713		1753
Cardiff Central (CDF)	7 a		1425			1505		1525	1602			1625				1727		1811

Operator	XC	GW	XC	GW	XC	GW	AW	XC	GW	XC	GW	AW	XC	GW	XC	GW	XC	AW
Train ID	1V60	1L84	1V12	2C28	1V61	2C28	2L67	1V62	1L86	1V13	2C30	2L69	1V64	1L88	1V14	2T32	1V66	2L71
Days of operation/Notes	S	A		H	F	H	B	K	A		N	B	M	A			K	B
1st Class/Reservations/Bus	1	1	1		1			1	1	1			1	1	1		1	1
Catering facilities	☞	☞	☞		☞			☞	☞	☞			☞	☞	☞		☞	☞
Nottingham (NOT)	8 d				1507					1607					1707			
Derby (DBY)	6 d	1528			1538			1631		1638			1731		1738			1831
Birmingham New Street (BHM)	12 d	1612			1630		1642		1712	1730			1812		1830			1912
University (UNI)	d				1637					1737					1837			
Great Malvern (GMV)	d				1643													
Malvern Link (MVL)	d				1646													
Worcester Foregate Street (WOF)	7 d				1655											1853		
Worcester Shrub Hill (WOS)	7 d				1658											1857		
Worcestershire Parkway (WOP)	d			1658						1758					1858			
Ashchurch for Tewkesbury (ASC)	d			1709	1715					1809						1913		
Cheltenham Spa (CNM)	a	1650		1718	1723	1728		1750		1818			1850		1914	1922	1950	
Cheltenham Spa (CNM)	d	1652	1659	1719	1724	1730		1745	1752	1759	1819		1846	1852	1859	1915	1923	1952
Gloucester (GCR)	7 a			1727	1737			1757	1807	1827			1855	1902	1908	1924	1934	
Gloucester (GCR)	7 d			1730	1742			1742	1800			1830	1842	1908		1927	1942	2000
Cam & Dursley (CDU)	d				1754			1754				1855	1903	1908		1927	1942	
Yate (YAE)	d				1807			1807				1909				1927	1954	
Bristol Parkway (BPW)	7 a	1721			1758	1816		1821				1917		1936		1927	2016	2020
Filton Abbey Wood (FIT)	a				1820	1829		1833				1921				1927	2019	
Bristol Temple Meads (BRI)	10 a	1732			1808	1829		1833				1930		1946		1927	2028	2032
Lydney (LYD)	d			1749				1819					1922					2019
Chepstow (CPW)	d							1829					1932					2028
Caldicot (CDT)	d							1837					1940					2037
Severn Tunnel Jn (STJ)	d							1840					1943					2040
Newport (South Wales) (NWP)	a			1815				1853		1915			1955		2012			2052
Cardiff Central (CDF)	7 a			1828				1909		1928			2011		2026			2107

NOTES (see introductory pages for explanation of train operator codes and standard symbols)

- a Arrival time
- d Departure time
- A To London Paddington, see table 125
- B To Maesteg, see table 126
- E To Weymouth, see table 133
- F To Plymouth, see table 135
- H To Westbury, see table 133
- K From Newcastle, see table 50
- M From Edinburgh to Plymouth, see table 50
- N To Frome, see table 133
- P From Edinburgh, see table 50
- Q From Glasgow Central to Plymouth, see table 50
- R From Newcastle to Penzance, see table 50
- S From Aberdeen to Plymouth, see table 50

Nottingham, Derby, Birmingham, Great Malvern and Worcester to Cheltenham Spa, Gloucester, Bristol, Newport and Cardiff

Mondays to Fridays











Operator	GW	XC	GW	XC	GW	GW	XC	XC	XC	GW	GW	XC	XC	AW	AW	GW
Train ID	1L90	1V15	2T34	1V68	1L92	2T36	1V16	1V16	1V70	2C36	2B92	1V17	1V71	2G75	2G75	2T40
Days of operation/Notes	A			M	A		FO	FX	P	H	T	U	P	FO	FX	
1st Class/Reservations/Bus Catering facilities	1 1	1 1		1 1	1 1		1 1	1 1	1 1			1 1	1 1			
Nottingham (NOT)	3 d	1805					1908	1908								
Derby (DBY)	6 d	1838		1931			1941	1941	2031				2131			
Birmingham New Street (BHM)	12 d	1930		2012			2030	2030	2112			2130	2212			
University (UNI)	d	1937					2037	2037				2137				
Great Malvern (GMV)	d									2116						
Malvern Link (MVL)	d									2119						
Worcester Foregate Street (WOF)	7 d									2129						
Worcester Shrub Hill (WOS)	7 d									2133						2236
Worcestershire Parkway (WOP)	d	1958					2058	2058				2158				
Ashchurch for Tewkesbury (ASC)	d								2150	2159		2209				2253
Cheltenham Spa (CNM)	a	2014		2051			2114	2114	2150	2159		2220	2250			2303
Cheltenham Spa (CNM)	d	1959	2015	2053	2100		2115	2115	2152	2200	2216	2221	2252	2258	2258	2303
Gloucester (GCR)	7 a	2008	2023		2108		2123	2123	2200	2209	2225	2230		2308	2308	2313
Gloucester (GCR)	7 d		2027	2042		2111	2125	2125	2205	2211				2310	2310	2317
Cam & Dursley (CDU)	d			2055		2124				2224						
Yate (YAE)	d			2108		2136				2237						
Bristol Parkway (BPW)	7 a			2116	2121	2144			2231	2245		2320				2346
Filton Abbey Wood (FIT)	a			2120		2153				2249						2350
Bristol Temple Meads (BRI)	10 a			2129	2136	2202			2244	2258			2330			2357
Lydney (LYD)	d						2144	2144						2330	2330	
Chepstow (CPW)	d						2153	2153						2339	2339	
Caldicot (CDT)	d						2202	2202						2348	2348	
Severn Tunnel Jn (STJ)	d						2205	2205						2351	2351	
Newport (South Wales) (NWP)	a		2109				2216	2216						0007	0013	
Cardiff Central (CDF)	7 a		2124				2229	2236						0022	0036	











NOTES (see introductory pages for explanation of train operator codes and standard symbols)

- a Arrival time
- d Departure time
- A To London Paddington, see table 125
- H To Westbury, see table 133
- M From Edinburgh to Plymouth, see table 50
- P From Edinburgh, see table 50
- T To Swindon, see table 125
- U From Leicester, see table 54
- FO Fridays only
- FX Not Fridays

Nottingham, Derby, Birmingham, Great Malvern and Worcester to Cheltenham Spa, Gloucester, Bristol, Newport and Cardiff

Saturdays

Operator Train ID Days of operation/Notes 1st Class/Reservations/Bus Catering facilities	AW 2L43 A	GW 2B62 B	XC 1V01 1◇	GW 2T04 C	XC 1V02 1◇	GW 1L64 D 111 1	GW 2T06	GW 2T72 E	AW 2G47	XC 1V42 F 1◇	GW 1L66 D 111 1	XC 1V03 1◇	GW 2O74 G 111	AW 2L49 A	XC 1V44 H 1◇ 1	GW 2B68 B	XC 1V04 1◇	GW 2C10 J	
Nottingham (NOT)  3 d																			
Derby (DBY)  6 d										0610		0600					0703		
Birmingham New Street (BHM)  12 d			0500		0542					0712		0730			0812		0830		
University (UNI) d												0737					0837		
Great Malvern (GMV) d								0636											
Malvern Link (MVL) d								0639											
Worcester Foregate Street (WOF)  7 d								0649											0853
Worcester Shrub Hill (WOS)  7 d								0652											0856
Worcestershire Parkway (WOP) d												0758						0858	
Ashchurch for Tewkesbury (ASC) d					0634			0708											0913
Cheltenham Spa (CNM) a			0601		0643			0717		0750		0814			0850		0914	0922	
Cheltenham Spa (CNM) d		0550	0603		0644	0649	0655	0718	0746	0752	0759	0815		0846	0852	0859	0915	0924	
Gloucester (GCR)  7 a		0559	0612		0653	0659	0705	0727	0755		0809	0824		0855	0909		0924	0934	
Gloucester (GCR)  7 d	0548		0615	0617	0657		0708	0735	0757			0827	0840	0901			0927	0941	
Cam & Dursley (CDU) d				0630			0720	0747					0853						0954
Yate (YAE) d				0643			0734	0801					0906						1007
Bristol Parkway (BPW)  7 a				0652			0742	0809		0820			0915		0921				1016
Filton Abbey Wood (FIT) a				0655			0746	0814					0919						1019
Bristol Temple Meads (BRI)  10 a				0708			0754	0828		0836			0928		0934				1029
Lydney (LYD) d	0607		0635		0716				0816					0920					
Chepstow (CPW) d	0617		0644		0726				0825			0853		0929				0953	
Caldicot (CDT) d	0625		0653		0734				0834					0938					
Severn Tunnel Jn (STJ) d	0628		0656		0739				0838					0941					
Newport (South Wales) (NWP) a	0640		0707		0750				0851			0911		0953				1012	
Cardiff Central (CDF)  7 a	0653		0720		0805				0907			0925		1008				1027	











Operator Train ID Days of operation/Notes 1st Class/Reservations/Bus Catering facilities	XC 1V46 K 1◇	GW 1L70 D 111 1	XC 1V05 1◇	GW 2O76 G 111	AW 2L53 A	XC 1V48 L 1◇	GW 1L72 D 111 1	XC 1V06 1◇	GW 2C13 J	AW 2G55	XC 1V50 M 1◇ 1	GW 1L74 D 111 1	XC 1V07 1◇	GW 2C14 J	XC 1V52 M 1◇ 1	GW 1L76 D 111 1	XC 1V08 1◇	GW 2O78 G 111	
Nottingham (NOT)  3 d			0807					0907					1007					1107	
Derby (DBY)  6 d	0828		0841			0931		0938			1031		1038		1131			1138	
Birmingham New Street (BHM)  12 d	0912		0930			1012		1030			1112		1130		1212			1230	
University (UNI) d			0937					1037					1137					1237	
Great Malvern (GMV) d																			
Malvern Link (MVL) d																			
Worcester Foregate Street (WOF)  7 d									1053										1253
Worcester Shrub Hill (WOS)  7 d									1057										1257
Worcestershire Parkway (WOP) d			0958					1058					1158					1258	
Ashchurch for Tewkesbury (ASC) d									1113										1313
Cheltenham Spa (CNM) a	0950		1014			1050		1114	1122		1150		1214		1250		1314	1322	
Cheltenham Spa (CNM) d	0952	0959	1015			1052	1059	1115	1123		1152	1159	1215		1252	1259	1315	1323	
Gloucester (GCR)  7 a		1009	1023				1109	1124	1132		1209	1223			1309	1323	1333		
Gloucester (GCR)  7 d			1027	1041	1052			1127	1141	1158			1227	1241			1330	1341	
Cam & Dursley (CDU) d				1054					1154					1254					1354
Yate (YAE) d				1108					1207					1307					1407
Bristol Parkway (BPW)  7 a	1020			1116		1121			1216		1225			1316	1321				1416
Filton Abbey Wood (FIT) a				1120					1219					1320					1419
Bristol Temple Meads (BRI)  10 a	1036			1128		1135			1228		1238			1328	1336				1428
Lydney (LYD) d			1046		1111					1217								1349	
Chepstow (CPW) d					1120			1153		1227			1253						
Caldicot (CDT) d					1129					1235									
Severn Tunnel Jn (STJ) d					1132					1238									
Newport (South Wales) (NWP) a			1111		1145				1212	1252			1312					1414	
Cardiff Central (CDF)  7 a			1125		1200				1226	1308			1325					1429	











NOTES (see introductory pages for explanation of train operator codes and standard symbols)

- a Arrival time
- d Departure time
- A To Maesteg, see table 126
- B To Swindon, see table 125
- C Also calls at Stapleton Road 0700 and Lawrence Hill 0704
- D To London Paddington, see table 125
- E Also calls at Stapleton Road 0819 and Lawrence Hill 0823
- F To Plymouth, see table 135
- G To Weymouth, see table 133
- H From Leeds to Plymouth, see table 50
- J To Westbury, see table 133
- K From York to Plymouth, see table 50
- L From York, see table 50
- M From Edinburgh to Plymouth, see table 50

Nottingham, Derby, Birmingham, Great Malvern and Worcester to Cheltenham Spa, Gloucester, Bristol, Newport and Cardiff

Saturdays

Operator Train ID Days of operation/Notes 1st Class/Reservations/Bus Catering facilities	AW 2L59 A	XC 1V54 N 1◇ 1◇ ⌘	GW 1L78 D 1◇ 1◇ ⌘	XC 1V09	GW 2C18 J	AW 1B67 P	XC 1V56 Q 1◇ 1◇ ⌘	GW 2B80 B	XC 1V10	GW 2C25 J	XC 1V58 R 1◇ 1◇ ⌘	GW 1L82 D 1◇ 1◇ ⌘	XC 1V11	GW 2O82 G 1◇ 1◇ ⌘	AW 2L65 A	XC 1V60 S 1◇ 1◇ ⌘	GW 1L84 D 1◇ 1◇ ⌘	XC 1V12
Nottingham (NOT)  d				1207					1307				1407					1507
Derby (DBY)  d		1231		1238			1331		1338		1431		1438			1528		1539
Birmingham New Street (BHM)  d		1312		1330			1412		1430		1512		1530			1612		1630
University (UNI) d				1337					1437				1537					1637
Great Malvern (GMV) d																		
Malvern Link (MVL) d																		
Worcester Foregate Street (WOF)  d										1453								
Worcester Shrub Hill (WOS)  d										1457								
Worcestershire Parkway (WOP) d				1358					1458				1558					1658
Ashchurch for Tewkesbury (ASC) d										1513								1658
Cheltenham Spa (CNM) a		1350		1414			1450		1514	1522	1550		1614			1650		1714
Cheltenham Spa (CNM) d		1352	1359	1415			1452	1459	1515	1523	1552	1559	1615			1652	1659	1715
Gloucester (GCR)  a			1409	1424				1509	1524	1532		1609	1623				1709	1724
Gloucester (GCR)  d	1358			1427	1441	1442			1527	1541			1627	1641	1658			1727
Cam & Dursley (CDU) d					1454					1554				1654				
Yate (YAE) d					1507					1607				1707				
Bristol Parkway (BPW)  a		1422			1516		1521			1616	1621			1716		1721		
Filton Abbey Wood (FIT) a					1520					1620				1719				
Bristol Temple Meads (BRI)  a		1434			1528		1536			1628	1634			1728		1735		
Lydney (LYD) d	1417					1501							1646		1717			1746
Chepstow (CPW) d	1426			1453		1511				1553			1656		1726			
Caldicot (CDT) d	1435					1519									1735			
Severn Tunnel Jn (STJ) d	1438					1524									1738			
Newport (South Wales) (NWP) a	1450			1511		1537				1611			1713		1750			1811
Cardiff Central (CDF)  a	1507			1525		1553				1625			1727		1807			1827

Operator Train ID Days of operation/Notes 1st Class/Reservations/Bus Catering facilities	GW 2C27 J	AW 2L67 A	XC 1V62 N 1◇ 1◇ ⌘	GW 2B86 B	XC 1V13	GW 2C30 T	AW 2L69 A	XC 1V64 M 1◇ 1◇ ⌘	GW 1L88 D 1◇ 1◇ ⌘	XC 1V14	GW 2T31	AW 2G71	XC 1V66 N 1◇ 1◇ ⌘	GW 1L90 D 1◇ 1◇ ⌘	XC 1V15	XC 1V68 M 1◇ 1◇ ⌘	GW 1L92 D 1◇ 1◇ ⌘	GW 2T34
Nottingham (NOT)  d					1607					1707						1807		
Derby (DBY)  d			1631		1638			1731		1739			1828		1838	1931		
Birmingham New Street (BHM)  d			1712		1730			1812		1830			1912		1930	2012		
University (UNI) d					1737					1837					1937			
Great Malvern (GMV) d																		
Malvern Link (MVL) d																		
Worcester Foregate Street (WOF)  d	1653										1853							
Worcester Shrub Hill (WOS)  d	1657										1857							
Worcestershire Parkway (WOP) d					1758					1858						1958		
Ashchurch for Tewkesbury (ASC) d	1713				1809					1913								
Cheltenham Spa (CNM) a	1722		1750		1818			1850		1914	1922		1950		2014	2050		
Cheltenham Spa (CNM) d	1723		1752	1759	1819			1852	1859	1915	1923		1952	2001	2015	2052	2101	
Gloucester (GCR)  a	1732			1809	1827			1909	1924	1932			2011		2023		2111	
Gloucester (GCR)  d	1741	1746			1830	1841	1858			1927	1941	1958			2027			2111
Cam & Dursley (CDU) d	1754					1854				1954								2124
Yate (YAE) d	1807					1907				2007								2137
Bristol Parkway (BPW)  a	1816		1820			1916		1921		2016		2022			2120			2144
Filton Abbey Wood (FIT) a	1820					1919				2021								2149
Bristol Temple Meads (BRI)  a	1828		1834			1928		1936		2031			2036			2134		2158
Lydney (LYD) d		1805					1917						2017					
Chepstow (CPW) d		1815					1927						2027					
Caldicot (CDT) d		1823					1935						2035					
Severn Tunnel Jn (STJ) d		1826					1938						2039					
Newport (South Wales) (NWP) a		1838			1912		1950			2009			2052		2109			
Cardiff Central (CDF)  a		1852			1925		2007			2022			2107		2122			



NOTES (see introductory pages for explanation of train operator codes and standard symbols)

- a Arrival time
- d Departure time
- A To Maesteg, see table 126
- B To Swindon, see table 125
- D To London Paddington, see table 125
- G To Weymouth, see table 133
- J To Westbury, see table 133
- M From Edinburgh to Plymouth, see table 50
- N From Newcastle, see table 50
- P To Fishguard Harbour, see table 126
- Q From Glasgow Central to Plymouth, see table 50
- R From Newcastle to Penzance, see table 50
- S From Aberdeen to Penzance, see table 50

T To Frome, see table 133

Nottingham, Derby, Birmingham, Great Malvern and Worcester to Cheltenham Spa, Gloucester, Bristol, Newport and Cardiff

Saturdays

Operator	XC	GW	XC	GW	AW
Train ID	1V16	2B98	1V70	2T38	2G75
Days of operation/Notes		B	U		
1st Class/Reservations/Bus Catering facilities	1◇		1◇ ⌘		
Nottingham (NOT)  8 d	1907				
Derby (DBY) 6 d	1938		2031		
Birmingham New Street (BHM)  12 d	2030		2112		
University (UNI) d	2037				
Great Malvern (GMV) d				2124	
Malvern Link (MVL) d				2127	
Worcester Foregate Street (WOF) 7 d				2137	
Worcester Shrub Hill (WOS) 7 d				2140	
Worcestershire Parkway (WOP) d	2058				
Ashchurch for Tewkesbury (ASC) d				2156	
Cheltenham Spa (CNM) a	2114		2150	2205	
Cheltenham Spa (CNM) d	2115	2132	2152	2206	
Gloucester (GCR) 7 a	2124	2142	2200	2215	
Gloucester (GCR) 7 d	2127		2205	2218	2309
Cam & Dursley (CDU) d				2231	
Yate (YAE) d				2244	
Bristol Parkway (BPW) 7 a			2230	2252	
Filton Abbey Wood (FIT) a				2256	
Bristol Temple Meads (BRI) 10 a			2240	2304	
Lydney (LYD) d	2146				2328
Chepstow (CPW) d	2156				2338
Caldicot (CDT) d	2204				2346
Severn Tunnel Jn (STJ) d	2207				2349
Newport (South Wales) (NWP) a	2224				0009
Cardiff Central (CDF) 7 a	2245				0030

NOTES (see introductory pages for explanation of train operator codes and standard symbols)

- a Arrival time
- d Departure time
- B To Swindon, see table 125
- U From Edinburgh, see table 50

Nottingham, Derby, Birmingham, Great Malvern and Worcester to Cheltenham Spa, Gloucester, Bristol, Newport and Cardiff

Sundays

Operator Train ID Days of operation/Notes 1st Class/Reservations/Bus Catering facilities	AW 2G49	GW 2T31	GW 2B44 A	XC 1V46 B ⏏ ⏏	GW 2T33	AW 2G51	GW 1L50 C ⏏ ⏏	XC 1V02	XC 1V48 D ⏏ ⏏	GW 2B07 A ⏏	XC 1V03	XC 1V50 E ⏏ ⏏	GW 2T37	AW 2G53	XC 1V52 F ⏏ ⏏	GW 2B08 A	XC 1V04	XC 1V54 G ⏏ ⏏
Nottingham (NOT) 3 d											0955						1116	
Derby (DBY) 6 d									0931		1020	1031			1131		1140	1231
Birmingham New Street (BHM) 12 d				0930				1012	1030		1112	1130			1212		1230	1312
University (UNI) d								1018			1118						1237	
Great Malvern (GMV) d																		
Malvern Link (MVL) d																		
Worcester Foregate Street (WOF) 7 d																		
Worcester Shrub Hill (WOS) 7 d					0957								1154					
Worcestershire Parkway (WOP) d								1040			1140						1258	
Ashchurch for Tewkesbury (ASC) d					1014								1211					
Cheltenham Spa (CNM) a				1008	1023			1058	1108		1159	1208	1220		1250		1314	1350
Cheltenham Spa (CNM) d		0925	0939	1010	1023	1038	1054	1100	1110	1155	1200	1210	1222	1235	1252	1301	1318	1352
Gloucester (GCR) 7 a		0935	0948		1032	1047	1106	1109		1205	1209	1210	1231	1245		1311	1328	
Gloucester (GCR) 7 d	0845	0940			1041	1048		1111			1211		1239	1246			1330	
Cam & Dursley (CDU) d		0954			1054								1252					
Yate (YAE) d		1007			1107								1304					
Bristol Parkway (BPW) 7 a		1016		1038	1116				1141			1242	1311		1320			1421
Filton Abbey Wood (FIT) a		1019			1119								1315					
Bristol Temple Meads (BRI) 10 a		1028		1049	1128				1151			1252	1324		1334			1436
Lydney (LYD) d	0904					1107											1305	
Chepstow (CPW) d	0914					1116											1314	
Caldicot (CDT) d	0922					1125											1323	
Severn Tunnel Jn (STJ) d	0925					1128											1326	
Newport (South Wales) (NWP) a	0944					1140		1153			1253		1338				1412	
Cardiff Central (CDF) 7 a	1004					1155		1206			1306		1353				1425	

Operator Train ID Days of operation/Notes 1st Class/Reservations/Bus Catering facilities	GW 2B09 A ⏏	AW 2G55	XC 1V05	AW 2G55	GW 2T41	XC 1V56 H ⏏ ⏏	GW 1L66 C ⏏ ⏏	XC 1V06	XC 1V57 J ⏏ ⏏	XC 1V58 G ⏏ ⏏	GW 2B11 A	AW 2G57	XC 1V07	AW 2G57	GW 2T45	XC 1V60 H ⏏ ⏏	GW 1L78 C ⏏ ⏏	XC 1V08
Nottingham (NOT) 3 d			1216					1316					1416					1512
Derby (DBY) 6 d			1240			1331		1340		1431			1440			1531		1537
Birmingham New Street (BHM) 12 d			1330			1412		1430	1442	1512			1530			1612		1630
University (UNI) d			1337					1437					1537					1637
Great Malvern (GMV) d																		
Malvern Link (MVL) d																		
Worcester Foregate Street (WOF) 7 d					1344										1547			
Worcester Shrub Hill (WOS) 7 d					1357										1554			
Worcestershire Parkway (WOP) d			1358					1458					1558					1658
Ashchurch for Tewkesbury (ASC) d					1414										1614			
Cheltenham Spa (CNM) a			1414		1423	1450		1514	1524	1550			1614		1623	1650		1714
Cheltenham Spa (CNM) d	1401	1409	1415		1423	1452	1501	1515	1526	1552	1601	1610	1615		1623	1652	1701	1715
Gloucester (GCR) 7 a	1410	1419	1424	↔	1433		1513	1524			1609	1622	1624	↔	1634		1714	1723
Gloucester (GCR) 7 d		1429	1425	1429	1443			1530				1629	1625	1629	1641			1725
Cam & Dursley (CDU) d		↔			1455										1654			
Yate (YAE) d					1507										1706			
Bristol Parkway (BPW) 7 a					1516	1522			1555	1620					1713	1720		
Filton Abbey Wood (FIT) a					1520										1718			
Bristol Temple Meads (BRI) 10 a					1528	1536			1608	1636					1727	1734		
Lydney (LYD) d				1448											1648			
Chepstow (CPW) d				1458											1658			
Caldicot (CDT) d				1506											1706			
Severn Tunnel Jn (STJ) d				1509											1709			
Newport (South Wales) (NWP) a			1507	1521				1612					1707	1721				1807
Cardiff Central (CDF) 7 a			1524	1536				1625					1720	1735				1820

NOTES (see introductory pages for explanation of train operator codes and standard symbols)

- a Arrival time
- d Departure time
- A To Swindon, see table 125
- B To Plymouth, see table 135
- C To London Paddington, see table 125
- D From Leeds to Plymouth, see table 50
- E From Leeds, see table 50
- F From York to Plymouth, see table 50
- G From Newcastle, see table 50
- H From Edinburgh to Plymouth, see table 50
- J To Paignton, see table 135

Nottingham, Derby, Birmingham, Great Malvern and Worcester to Cheltenham Spa, Gloucester, Bristol, Newport and Cardiff

Sundays

Operator	XC	GW	XC	GW	AW	XC	GW	XC	XC	GW	AW	XC	AW	GW	XC	GW	XC	GW
Train ID	1V62	2B13	1V09	2T49	2G59	1V64	2B14	1V10	1V66	2B15	2G61	1V11	2G61	2T53	1V68	2B16	1V70	2B90
Days of operation/Notes	G	A				H	A		K	A					H	A	L	A
1st Class/Reservations/Bus	1		1			1		1	1	1		1			1		1	1
Catering facilities	⚡		⚡			⚡		⚡	⚡	⚡		⚡			⚡		⚡	⚡
Nottingham (NOT)	8 d		1616					1716				1816						
Derby (DBY)	6 d	1631	1640			1731		1742	1831			1840			1931		2031	
Birmingham New Street (BHM)	12 d	1712	1730			1812		1830	1912			1930			2012		2112	
University (UNI)	d		1737					1837				1937						
Great Malvern (GMV)	d																	
Malvern Link (MVL)	d																	
Worcester Foregate Street (WOF)	7 d			1737										1941				
Worcester Shrub Hill (WOS)	7 d			1757										1953				
Worcestershire Parkway (WOP)	d		1758					1858				1958						
Ashchurch for Tewkesbury (ASC)	d			1814										2014				
Cheltenham Spa (CNM)	a	1750	1814	1823		1850		1914	1950			2014		2023	2050		2150	
Cheltenham Spa (CNM)	d	1752	1801	1815	1823	1835	1852	1900	1915	1952	2000	2010	2015	2025	2052	2100	2152	2202
Gloucester (GCR)	7 a		1811	1827	1833	1846		1911	1923		2009	2022	2024	←	2036		2111	2200
Gloucester (GCR)	7 d			1828	1841	1848		1925				2033	2025	2033	2041		2205	
Cam & Dursley (CDU)	d				1854							→		2054				
Yate (YAE)	d				1907									2107				
Bristol Parkway (BPW)	7 a	1821		1914		1922			2020					2116	2120		2230	
Filton Abbey Wood (FIT)	a			1919										2120				
Bristol Temple Meads (BRI)	10 a	1836		1928		1936			2035					2129	2135		2240	
Lydney (LYD)	d				1907									2052				
Chepstow (CPW)	d				1916									2102				
Caldicot (CDT)	d				1925									2111				
Severn Tunnel Jn (STJ)	d				1928									2117				
Newport (South Wales) (NWP)	a		1911	1941				2007				2107	2133					
Cardiff Central (CDF)	7 a		1925	1956				2020				2120	2148					

Operator	AW	GW	XC	GW
Train ID	2G63	2T57	1V72	2T57
Days of operation/Notes			L	
1st Class/Reservations/Bus			1	
Catering facilities			⚡	
Nottingham (NOT)	8 d			
Derby (DBY)	6 d		2130	
Birmingham New Street (BHM)	12 d		2212	
University (UNI)	d			
Great Malvern (GMV)	d			
Malvern Link (MVL)	d			
Worcester Foregate Street (WOF)	7 d	2157		
Worcester Shrub Hill (WOS)	7 d	2218		
Worcestershire Parkway (WOP)	d			
Ashchurch for Tewkesbury (ASC)	d	2235		
Cheltenham Spa (CNM)	a	2244	2250	
Cheltenham Spa (CNM)	d	2245	2252	
Gloucester (GCR)	7 a	2255		←
Gloucester (GCR)	7 d	2240	2306	2306
Cam & Dursley (CDU)	d		→	2319
Yate (YAE)	d			2330
Bristol Parkway (BPW)	7 a		2320	2338
Filton Abbey Wood (FIT)	a			2341
Bristol Temple Meads (BRI)	10 a		2330	2350
Lydney (LYD)	d	2259		
Chepstow (CPW)	d	2308		
Caldicot (CDT)	d	2317		
Severn Tunnel Jn (STJ)	d	2320		
Newport (South Wales) (NWP)	a	2332		
Cardiff Central (CDF)	7 a	2347		

NOTES (see introductory pages for explanation of train operator codes and standard symbols)

- a Arrival time
- d Departure time
- A To Swindon, see table 125
- G From Newcastle, see table 50
- H From Edinburgh to Plymouth, see table 50
- K From Aberdeen, see table 50
- L From Edinburgh, see table 50