

## Leamington Spa and Stratford-upon-Avon to Birmingham, Stourbridge, Kidderminster and Worcester

### Mondays to Fridays

Operator Train ID Days of operation/Notes 1st Class/Reservations/Bus	LM	LM	LM	CH	LM	LM	CH	LM	LM	LM	LM	XC	LM	CH	LM	LM	LM	CH	
	2V02	2K00	2V00	1G01 A	2J06	2B03	2D01	2V09	2B96	2K08	2J01	1M18 B □◇	2V04	1G05	2K12	2V10	2K16	2D06	
Stratford-upon-Avon (SAV)	d					0623				0700									0723
Stratford Parkway (STY)	d					0626				0703									0727
Wilmcote (WMC)	d					0629													0730
Wootton Wawen (WWW)	d					0633x													0735x
Henley-in-Arden (HNL)	d					0637				0712									0739
Danzey (DZY)	d					0641x													0743x
Wood End (WDE)	d					0646x													0746x
The Lakes (TLK)	d					0647x													0749x
Earlswood (West Midlands) (EWD)	d					0650													0752
Wythall (WYT)	d					0653				0721									0754
Whitlocks End (WTE)	d			0636		0656				0725			0741						0758
Shirley (SRL)	d			0638		0659				0728			0743						0801
Yardley Wood (YRD)	d			0641		0703				0731			0746						0804
Hall Green (HLG)	d			0644		0707				0734			0749						0807
Spring Road (SRI)	d			0646		0709				0737			0752						0809
London Marylebone (MYB)	⇄ 10 d													0605					0616
Leamington Spa (LMS)	d		0547		0625	0631		0651			0708	0715		0725				0804	0808
Warwick (WRW)	d		0552		0630	0635		0656						0712				0808	0813
Warwick Parkway (WRP)	d		0555		0633	0638					0714			0733				0810	
Hatton (HTN)	d		0559			0643		0703a			0718			0738				0816	0820a
Lapworth (LPW)	d		0604			0648					0723							0821	
Dorridge (DDG)	d	0540	0609		0644	0652		0707	0717		0727			0745		0811		0825	
Widney Manor (WMR)	d	0545	0613			0657		0712	0722		0731			0749		0816		0830	
Solihull (SQL)	d	0548	0617		0650	0700		0715	0725		0734			0753		0819		0833	
Olton (OLT)	d	0551	0620			0703		0718	0729		0737			0757		0822		0836	
Acocks Green (ACG)	d	0554	0622			0706		0721	0732		0740					0825		0839	
Tyseley (TYS)	d	0557	0625	0649		0708	0712				0742				0813			0842	
Small Heath (SMA)	d	0559	0627	0651		0711	0715				0745				0816			0844	
Birmingham New Street (BHM)	12 a											0749							
Birmingham Moor Street (BMO)	d	0604	0633	0656	0701	0717	0720a		0729	0741	0745	0750		0800	0804	0821	0833	0850	
Birmingham Snow Hill (BSW)	a	0606	0635	0700	0705	0719			0731	0743	0747	0753		0802	0809	0824	0835	0852	
Birmingham Snow Hill (BSW)	d	0607	0637	0700		0722			0733		0748	0754		0806		0824	0839	0854	
Jewellery Quarter (JEQ)	d	0610		0702		0724			0735		0756			0808		0827	0841	0856	
The Hawthorns (THW)	d	0615		0706		0728			0739		0800			0813		0831	0845	0900	
Smethwick Galton Bridge (SGB)	7 d	0618		0709		0731			0742			0803		0816		0834	0848	0903	
Langley Green (LGG)	d	0621				0734					0755	0806				0837		0906	
Rowley Regis (ROW)	d	0625		0715		0738			0748		0759	0809		0821		0840	0854	0909	
Old Hill (OHL)	d	0628				0741					0802	0813				0843		0913	
Cradley Heath (CRA)	d	0632		0720		0744			0753		0805	0816		0826		0846	0859	0916	
Lye (LYE)	d	0635				0747					0809	0819				0849		0919	
Stourbridge Junction (SBJ)	2 a	0639	0654	0725		0751			0758		0812	0822		0831		0852	0904	0922	
Stourbridge Junction (SBJ)	2 d	0639	0654	0726					0758		0814			0832		0853	0905	0923	
Hagley (HAG)	d	0643		0729					0802		0819			0836		0856	0909	0926	
Blakedown (BKD)	d	0647		0732					0805		0822					0900		0930	
Kidderminster (KID)	a	0651	0702	0737					0810		0828			0841		0906	0915	0936	
Kidderminster (KID)	d	0652		0737					0810					0842			0915		
Hartlebury (HBY)	d			0742					0815								0921		
Droitwich Spa (DTW)	d	0703		0751					0824					0853			0930		
Worcester Shrub Hill (WOS)	7 a													0904					
Worcester Foregate Street (WOF)	7 a	0712		0802					0836								0942		
Malvern Link (MVL)	a																		
Great Malvern (GMV)	a																		

For the complete service between London and Leamington Spa see table 113

For the complete service between Stratford-upon-Avon and Wilmcote see table 72

For the complete service between Birmingham and Worcester see table 74

**NOTES** (see introductory pages for explanation of train operator codes and standard symbols)

- a Arrival time
- d Departure time
- x Stops on request

A From Bicester North, see table 113

B From Southampton Central to Manchester Piccadilly, see table 50

## Leamington Spa and Stratford-upon-Avon to Birmingham, Stourbridge, Kidderminster and Worcester

### Mondays to Fridays

Operator	XC	CH	LM	CH	LM	LM	CH	XC	LM	CH	CH	XC	LM	LM	LM	LM	CH	LM	
Train ID	1M22	1G10	2V05	2R11	2K19	2V08	1R12	1M26	2K22	1G14	2D14	1M30	2V11	2K25	2V14	2W72	1R17	2V17	
Days of operation/Notes	C							D				D							
1st Class/Reservations/Bus	1							1				1							
Catering facilities	⚡							⚡				⚡							
Stratford-upon-Avon (SAV)	d				0826	0852								0926			1001		
Stratford Parkway (STY)	d				0830									0929			1005		
Wilmcote (WMC)	d				0833									0932			1008		
Wootton Waven (WWW)	d				0837x									0937x					
Henley-in-Arden (HNL)	d				0841									0941					
Danzey (DZY)	d				0845x									0944x					
Wood End (WDE)	d				0849x									0948x					
The Lakes (TLK)	d				0851x									0950x					
Earlwood (West Midlands) (EWD)	d				0854									0953					
Wythall (WYT)	d				0857									0956					
Whitlocks End (WTE)	d		0840		0901								0940	1000				1040	
Shirley (SRL)	d		0843		0904								0942	1002				1042	
Yardley Wood (YRD)	d		0845		0906								0945	1005				1045	
Hall Green (HLG)	d		0848		0910								0948	1008				1048	
Spring Road (SRI)	d		0850		0912								0951	1010				1051	
London Marylebone (MYB)	⚡ 10 d		0711				0744			0811								0910	
Leamington Spa (LMS)	d	0815	0825		0832		0908	0915		0926		1015						1026	
Warwick (WRW)	d		0829		0838		0912			0930	0946								
Warwick Parkway (WRP)	d		0833				0916			0934								1033	
Hatton (HTN)	d				0844						0953a								
Lapworth (LPW)	d				0850														
Dorridge (DDG)	d				0855		0910	0927		0930					1009	1026			
Widney Manor (WMR)	d						0914			0934					1014	1031			
Solihull (SOL)	d		0845		0901		0917	0933		0938	0946				1017	1035	1045		
Olton (OLT)	d						0920			0941					1020	1038			
Acoccks Green (ACG)	d						0923			0943					1023	1040			
Tyseley (TYS)	d			0854			0926						0954	1013		1043			
Small Heath (SMA)	d			0855			0928						0956	1015		1045			
Birmingham New Street (BHM)	⚡ 12 a	0849						0949					1048						
Birmingham Moor Street (BMO)	d		0854	0902	0914a	0920	0934	0945a		0950	0955			1002	1021	1031	1051	1056a	1100
Birmingham Snow Hill (BSW)	⚡ a		0859	0904	0922	0936			0952	0959				1004	1023	1033	1053		1102
Birmingham Snow Hill (BSW)	⚡ d			0906	0923	0939			0954					1006	1024	1039	1054		1106
Jewellery Quarter (JEQ)	⚡ d			0908	0925	0941			0956					1008	1026	1041	1056		1108
The Hawthorns (THW)	⚡ d			0912	0929	0945			1000					1012	1030	1045	1100		1112
Smethwick Galton Bridge (SGB)	7 d			0915	0932	0948			1003					1015	1033	1048	1103		1115
Langley Green (LGG)	d				0935				1006						1036		1106		
Rowley Regis (ROW)	d			0921	0938	0953			1009				1021	1039	1054	1109		1121	
Old Hill (OHL)	d				0942				1013						1043		1113		
Cradley Heath (CRA)	d			0926	0945	0958			1016				1026	1046	1059	1116		1126	
Lye (LYE)	d				0948				1019						1049		1119		
Stourbridge Junction (SBJ)	2 a			0931	0951	1003			1022				1031	1052	1104	1122		1131	
Stourbridge Junction (SBJ)	2 d			0932	0952	1004			1023				1032	1053	1105	1123		1132	
Hagley (HAG)	d				0955	1008			1026						1056	1109	1126		
Blakedown (BKD)	d				0959				1030						1100		1130		
Kidderminster (KID)	a			0939	1005	1013			1036				1039	1106	1114	1136		1139	
Kidderminster (KID)	d			0940		1015							1040		1115			1140	
Hartlebury (HBY)	d					1020									1120				
Droitwich Spa (DTW)	d			0952		1028							1051		1128			1151	
Worcester Shrub Hill (WOS)	7 a																		
Worcester Foregate Street (WOF)	7 a			1003		1039							1102		1139			1200	
Malvern Link (MVL)	a																		
Great Malvern (GMV)	a																		

**NOTES** (see introductory pages for explanation of train operator codes and standard symbols)

- a Arrival time
- d Departure time
- x Stops on request

- C From Reading to Manchester Piccadilly, see table 50
- D From Bournemouth to Manchester Piccadilly, see table 50

## Leamington Spa and Stratford-upon-Avon to Birmingham, Stourbridge, Kidderminster and Worcester

### Mondays to Fridays

Operator Train ID Days of operation/Notes 1st Class/Reservations/Bus Catering facilities	CH	XC	LM	LM	LM	CH	CH	LM	LM	LM	CH	XC	LM	CH	LM	CH	XC	LM
	2R17	1M34 C P◇ ⌘	2K31	2V20	2W74 E	1R21	2D21	2V23	2K37	2V27	1G23	1M38 D P◇ ⌘	2W76	1R25	2V41	2R25	1E40 F P◇ ⌘	2K43
Stratford-upon-Avon (SAV)	d		1026		1103					1126			1203					1226
Stratford Parkway (STY)	d		1029		1106					1129			1206					1229
Wilmcote (WMC)	d		1032							1132								1232
Wootton Waven (WWW)	d		1037x							1137x								1237x
Henley-in-Arden (HNL)	d		1041							1141								1241
Danzey (DZY)	d		1044x							1144x								1244x
Wood End (WDE)	d		1048x							1148x								1248x
The Lakes (TLK)	d		1050x							1150x								1250x
Earlwood (West Midlands) (EWD)	d		1053							1153								1253
Wythall (WYT)	d		1056							1156								1256
Whitlocks End (WTE)	d		1100					1140	1200						1240			1300
Shirley (SRL)	d		1102					1142	1202						1242			1302
Yardley Wood (YRD)	d		1105					1145	1205						1245			1305
Hall Green (HLG)	d		1108					1148	1208						1248			1308
Spring Road (SRI)	d		1110					1151	1210						1251			1310
London Marylebone (MYB)	☉ 10 d					1010						1037		1110				
Leamington Spa (LMS)	d	1032	1115			1126		1132				1200	1215	1226		1232	1249	
Warwick (WRW)	d	1038						1137				1204				1238		
Warwick Parkway (WRP)	d						1133					1208		1233				
Hatton (HTN)	d	1044						1144a								1244		
Lapworth (LPW)	d	1050														1250		
Dorridge (DDG)	d	1055		1109	1127					1209	1218		1228			1255		
Widney Manor (WMR)	d			1114	1131					1214			1232					
Solihull (SOL)	d	1101		1117	1135	1145				1217	1223		1236	1245	1301			
Olton (OLT)	d			1120	1138					1220			1239					
Acocks Green (ACG)	d			1123	1140					1223			1241					
Tyseley (TYS)	d		1113		1143					1213			1244					1313
Small Heath (SMA)	d		1115		1145					1215			1246					1315
Birmingham New Street (BHM)	🚆 12 a		1149									1248				1318		
Birmingham Moor Street (BMO)	d	1114a		1121	1131	1151	1156a		1200	1221	1230	1236		1252	1256a	1300	1314a	1321
Birmingham Snow Hill (BSW)	🚆 a			1123	1135	1153			1202	1223	1233	1240		1254		1302		1323
Birmingham Snow Hill (BSW)	🚆 d			1124	1139	1154			1206	1224	1239			1255		1306		1324
Jewellery Quarter (JEQ)	🚆 d			1126	1141	1156			1208	1226	1241			1257		1308		1326
The Hawthorns (THW)	🚆 d			1130	1145	1200			1212	1230	1245			1301		1312		1330
Smethwick Galton Bridge (SGB)	7 d			1133	1148	1203			1215	1233	1248			1304		1315		1333
Langley Green (LGG)	d			1136		1206				1236				1307				1336
Rowley Regis (ROW)	d			1139	1154	1209			1221	1239	1254			1310		1321		1339
Old Hill (OHL)	d			1143		1213				1243				1313				1343
Cradley Heath (CRA)	d			1146	1159	1216			1226	1246	1259			1316		1326		1346
Lye (LYE)	d			1149		1219				1249				1319				1349
Stourbridge Junction (SBJ)	2 a			1152	1204	1222			1231	1252	1304			1322		1331		1352
Stourbridge Junction (SBJ)	2 d			1153	1205	1223			1232	1253	1305			1323		1332		1353
Hagley (HAG)	d			1156	1209	1226				1256	1309			1326				1356
Blakedown (BKD)	d			1200		1230				1300				1330				1400
Kidderminster (KID)	a			1206	1214	1236			1239	1306	1314			1336		1339		1406
Kidderminster (KID)	d				1215				1240		1315					1340		
Hartlebury (HBY)	d				1220						1320							
Droitwich Spa (DTW)	d				1228					1251	1328				1351			
Worcester Shrub Hill (WOS)	7 a								1259									
Worcester Foregate Street (WOF)	7 a				1239						1339				1400			
Malvern Link (MVL)	a																	
Great Malvern (GMV)	a																	

**NOTES** (see introductory pages for explanation of train operator codes and standard symbols)

- a Arrival time
- d Departure time
- x Stops on request

- C From Reading to Manchester Piccadilly, see table 50
- D From Bournemouth to Manchester Piccadilly, see table 50
- E Also calls at Bearley 1111 and Claverdon 1117
- F From Banbury to Newcastle, see table 50

Leamington Spa and Stratford-upon-Avon to Birmingham, Stourbridge, Kidderminster and Worcester

**Mondays to Fridays**

Operator	LM	CH	XC	LM	CH	CH	LM	LM	LM	CH	XC	LM	LM	CH	XC	LM	LM	CH	
Train ID	2V33	1G27	1M42	2W78	1R29	2D29	2V36	2K49	2V39	1G31	1M46	2W80	2V42	2R33	1E48	2K55	2V45	1G35	
Days of operation/Notes 1st Class/Reservations/Bus Catering facilities			C D G								D G				G D G				
Stratford-upon-Avon (SAV)	d			1303				1326				1403				1426			
Stratford Parkway (STY)	d			1306				1329				1406				1429			
Wilmcote (WMC)	d							1332								1432			
Wootton Waven (WWW)	d							1337x								1437x			
Henley-in-Arden (HNL)	d							1341								1441			
Danzey (DZY)	d							1344x								1444x			
Wood End (WDE)	d							1348x								1448x			
The Lakes (TLK)	d							1350x								1450x			
Earlwood (West Midlands) (EWD)	d							1353								1453			
Wythall (WYT)	d							1356								1456			
Whitlocks End (WTE)	d						1340	1400					1440			1500			
Shirley (SRL)	d						1342	1402					1442			1502			
Yardley Wood (YRD)	d						1345	1405					1445			1505			
Hall Green (HLG)	d						1348	1408					1448			1508			
Spring Road (SRI)	d						1351	1410					1451			1510			
London Marylebone (MYB)	10 d		1137		1210					1234								1337	
Leamington Spa (LMS)	d		1258	1315	1326	1332				1358	1415			1432	1449			1458	
Warwick (WRW)	d		1302			1337				1402				1438				1502	
Warwick Parkway (WRP)	d		1306		1333					1406								1506	
Hatton (HTN)	d					1344a								1444					
Lapworth (LPW)	d													1450					
Dorridge (DDG)	d	1309	1316		1326				1409	1416		1426		1455			1509	1516	
Widney Manor (WMR)	d	1314			1331				1414			1430					1514		
Solihull (SOL)	d	1317	1322		1334	1345			1417	1422		1434		1501			1517	1522	
Olton (OLT)	d	1320			1337				1420			1437					1520		
Acocks Green (ACG)	d	1323			1340				1423			1439					1523		
Tyseley (TYS)	d				1342			1413				1442				1513			
Small Heath (SMA)	d				1345			1415				1444				1515			
Birmingham New Street (BHM)	12 a			1349							1448				1518				
Birmingham Moor Street (BMO)	d	1331	1336		1350	1356a		1400	1421	1431	1436		1450	1500	1514a		1521	1531	1536
Birmingham Snow Hill (BSW)	a	1333	1340		1353			1402	1423	1433	1440		1452	1502			1523	1533	1540
Birmingham Snow Hill (BSW)	d	1339			1354			1406	1424	1439		1453	1503				1524	1539	
Jewellery Quarter (JEQ)	d	1341			1356			1408	1426	1441		1455	1505				1526	1541	
The Hawthorns (THW)	d	1345			1400			1412	1430	1445		1459	1509				1530	1545	
Smethwick Galton Bridge (SGB)	7 d	1348			1403			1415	1433	1448		1502	1512				1533	1548	
Langley Green (LGG)	d				1406				1436			1505					1536		
Rowley Regis (ROW)	d	1354			1409			1421	1439	1454		1508	1517				1539	1554	
Old Hill (OHL)	d				1413				1443			1511					1543		
Cradley Heath (CRA)	d	1359			1416			1426	1446	1459		1514	1522				1546	1559	
Lye (LYE)	d				1419				1449			1517					1549		
Stourbridge Junction (SBJ)	2 a	1404			1422			1431	1452	1504		1521	1527				1552	1604	
Stourbridge Junction (SBJ)	2 d	1405			1423			1432	1453	1505		1521	1528				1553	1605	
Hagley (HAG)	d	1409			1426				1456	1509		1526	1533				1556	1609	
Blakedown (BKD)	d				1430				1500			1529	1536				1600		
Kidderminster (KID)	a	1414			1436			1439	1506	1514		1536	1540				1606	1614	
Kidderminster (KID)	d	1415						1440		1515			1541					1615	
Hartlebury (HBY)	d	1420								1520			1546					1620	
Droitwich Spa (DTW)	d	1428						1451		1528			1554					1628	
Worcester Shrub Hill (WOS)	7 a							1500											
Worcester Foregate Street (WOF)	7 a	1439								1539			1605					1639	
Malvern Link (MVL)	a																		
Great Malvern (GMV)	a																		

NOTES (see introductory pages for explanation of train operator codes and standard symbols)

- a Arrival time
- d Departure time
- x Stops on request

- C From Reading to Manchester Piccadilly, see table 50
- D From Bournemouth to Manchester Piccadilly, see table 50
- G From Banbury, see table 113

## Leamington Spa and Stratford-upon-Avon to Birmingham, Stourbridge, Kidderminster and Worcester

### Mondays to Fridays

Operator	XC	LM	CH	CH	LM	LM	LM	CH	XC	LM	CH	LM	CH	LM	LM	CH	XC	LM
Train ID	1M50	2W82	1R37	2D37	2V48	2K61	2V51	1G39	1M54	2W84	1G41	2V55	2R41	2K67	2V46	1G43	1M58	2W48
Days of operation/Notes	C								D								C	
1st Class/Reservations/Bus	□	◇							□	◇							□	◇
Catering facilities	⌘								⌘								⌘	
Stratford-upon-Avon (SAV)	d	1503				1526				1603								1703
Stratford Parkway (STY)	d	1506				1529				1606								1706
Wilmcote (WMC)	d					1532												
Wootton Waven (WWW)	d					1537x												
Henley-in-Arden (HNL)	d					1541												
Danzey (DZY)	d					1544x												
Wood End (WDE)	d					1548x												
The Lakes (TLK)	d					1550x												
Earlwood (West Midlands) (EWD)	d					1553												
Wythall (WYT)	d					1556												
Whitlocks End (WTE)	d				1540	1600						1640						
Shirley (SRL)	d				1542	1602						1642						
Yardley Wood (YRD)	d				1545	1605						1645						
Hall Green (HLG)	d				1548	1608						1648						
Spring Road (SRI)	d				1551	1610						1651						
London Marylebone (MYB)	⊕ 10 d		1410					1437			1510						1537	
Leamington Spa (LMS)	d	1515	1525	1532				1601	1615		1625		1632				1658	1715
Warwick (WRW)	d			1537				1605			1630		1638				1702	
Warwick Parkway (WRP)	d		1530					1609			1633						1706	
Hatton (HTN)	d			1544a									1644					
Lapworth (LPW)	d									1622			1650					
Dorridge (DDG)	d	1526					1609	1619		1626			1655		1709	1716		1727
Widney Manor (WMR)	d	1531					1614			1630					1714			1731
Solihull (SOL)	d	1534	1545				1617	1625		1634	1645	1701			1717	1722		1735
Olton (OLT)	d	1537					1620			1637					1720			1738
Acocks Green (ACG)	d	1540					1623			1639					1723			1740
Tyseley (TYS)	d	1543				1613				1642				1713				1743
Small Heath (SMA)	d	1545				1615				1644				1715				1745
Birmingham New Street (BHM)	⊕ 12 a	1548							1648									1748
Birmingham Moor Street (BMO)	d	1551	1556a		1600	1621	1631	1636		1650	1656	1700	1714a	1721	1731	1737		1751
Birmingham Snow Hill (BSW)	a	1553			1602	1623	1633	1640		1652	1700	1702		1723	1734	1741		1753
Birmingham Snow Hill (BSW)	d	1554			1606	1624	1639			1654		1706		1724	1739			1754
Jewellery Quarter (JEQ)	d	1556			1608	1626	1641			1656		1708		1726	1741			1756
The Hawthorns (THW)	d	1600			1612	1630	1645			1700		1712		1730	1745			1800
Smethwick Galton Bridge (SGB)	7 d	1603			1615	1633	1648			1703		1715		1733	1748			1803
Langley Green (LGG)	d	1606				1636				1706				1736				1806
Rowley Regis (ROW)	d	1609			1621	1639	1654			1709		1721		1739	1754			1809
Old Hill (OHL)	d	1613				1643				1713				1743				1813
Cradley Heath (CRA)	d	1616			1626	1646	1659			1716		1726		1746	1759			1816
Lye (LYE)	d	1619				1649				1719				1749				1819
Stourbridge Junction (SBJ)	2 a	1622			1631	1652	1704			1722		1731		1752	1804			1822
Stourbridge Junction (SBJ)	2 d	1623			1632	1653	1705			1723		1732		1753	1805			1823
Hagley (HAG)	d	1626				1656	1709			1726				1756	1809			1826
Blakedown (BKD)	d	1630				1700				1730				1800				1830
Kidderminster (KID)	a	1636			1639	1706	1714			1736		1739		1806	1814			1836
Kidderminster (KID)	d				1640		1715					1740						1815
Hartlebury (HBY)	d						1720											1820
Droitwich Spa (DTW)	d				1651		1728					1751						1828
Worcester Shrub Hill (WOS)	7 a											1759						
Worcester Foregate Street (WOF)	7 a				1700		1739											1839
Malvern Link (MVL)	a																	
Great Malvern (GMV)	a																	








**NOTES** (see introductory pages for explanation of train operator codes and standard symbols)

- a Arrival time
- d Departure time
- x Stops on request

- C From Reading to Manchester Piccadilly, see table 50
- D From Bournemouth to Manchester Piccadilly, see table 50

## Leamington Spa and Stratford-upon-Avon to Birmingham, Stourbridge, Kidderminster and Worcester

### Mondays to Fridays

Operator Train ID Days of operation/Notes 1st Class/Reservations/Bus Catering facilities	LM	CH	LM	LM	CH	LM	LM	CH	XC	CH	CH	CH	LM	CH	XC	LM	CH	LM
	2V50	1G46	2K62	2V03	1R48	2W71 H	2V65	2D48	1M62 D D D	2R46	1K50	2R46	2K69	1G52	1M66 D D D	2W86	1K54	2B71
Stratford-upon-Avon (SAV)	d		1726			1803							1827			1903		
Stratford Parkway (STY)	d		1729			1807							1830			1907		
Wilmcote (WMC)	d		1732										1833					
Wootton Waven (WWW)	d		1737x										1838x					
Henley-in-Arden (HNL)	d		1741										1842					
Danzey (DZY)	d		1744x										1846x					
Wood End (WDE)	d		1748x										1850x					
The Lakes (TLK)	d		1750x										1852x					
Earlwood (West Midlands) (EWD)	d		1753										1855					
Wythall (WYT)	d		1756										1858					
Whitlocks End (WTE)	d	1742	1800				1842						1902					1944
Shirley (SRL)	d	1744	1802				1843						1904					1948
Yardley Wood (YRD)	d	1747	1805				1847						1907					1950
Hall Green (HLG)	d	1750	1808				1850						1910					1954
Spring Road (SRI)	d	1752	1810				1853						1912					1956
London Marylebone (MYB) 	d		1618			1647							1714			1747		1815
Leamington Spa (LMS)	d	1741				1804							1822			1905	1916	1928
Warwick (WRW)	d					1808		1811	1815	1822	1827				1909			
Warwick Parkway (WRP)	d		1747			1812							1834			1913		1935
Hatton (HTN)	d							1823a					1839f					
Lapworth (LPW)	d												1846					
Dorridge (DDG)	d		1757		1809	1822	1826						1844	1851		1923		1927
Widney Manor (WMR)	d				1814		1830											1931
Solihull (SOL)	d		1802		1817	1827	1834						1849	1857		1928		1934
Olton (OLT)	d				1820		1837											1938
Acocks Green (ACG)	d				1823		1839											1940
Tyseley (TYS)	d	1756		1813			1842	1857							1915			1943
Small Heath (SMA)	d	1758		1815			1844	1900							1917			1946
Birmingham New Street (BHM) 	a								1848							1949		2000
Birmingham Moor Street (BMO)	d	1804	1814	1821	1831	1838a	1850	1905					1900	1911a	1922	1941c		1952
Birmingham Snow Hill (BSW)	a	1806	1818	1823	1833		1852	1908					1902	1924	1945			1954
Birmingham Snow Hill (BSW)	d	1809		1825	1839		1853	1910					1904	1925				1957
Jewellery Quarter (JEQ)	d	1811		1827	1841		1855	1912						1927				1959
The Hawthorns (THW)	d	1815		1831	1845		1859	1916						1931				2003
Smethwick Galton Bridge (SGB) 	d	1818		1834	1848		1902	1919						1934				2006
Langley Green (LGG)	d			1837			1905							1937				2009
Rowley Regis (ROW)	d	1824		1840	1854		1908	1925					1917	1941				2013
Old Hill (OHL)	d			1843			1911							1944				2016
Cradley Heath (CRA)	d	1829		1846	1859		1915	1930						1947				2019
Lye (LYE)	d			1849			1918							1950				2022
Stourbridge Junction (SBJ) 	a	1834		1853	1904		1921	1935					1926	1954				2026
Stourbridge Junction (SBJ) 	d	1835		1853	1905		1922	1936					1928	1954				2026
Hagley (HAG)	d	1839		1857	1909		1925	1939						1958				2030
Blakedown (BKD)	d			1900			1929	1942						2001				2033
Kidderminster (KID)	a	1844		1906	1914		1935	1947					1940	2005				2037
Kidderminster (KID)	d	1845			1915			1948										2038
Hartlebury (HBY)	d				1920			1953										2043
Droitwich Spa (DTW)	d	1857			1928			2000										2051
Worcester Shrub Hill (WOS) 	a	1905																
Worcester Foregate Street (WOF) 	a				1939			2011										2102
Malvern Link (MVL)	a																	
Great Malvern (GMV)	a																	

**NOTES** (see introductory pages for explanation of train operator codes and standard symbols)












- a Arrival time
- d Departure time
- x Stops on request
- c Arrives 3 minutes earlier
- f Arrives 6 minutes earlier

- D From Bournemouth to Manchester Piccadilly, see table 50
- H Also calls at Bearley 1811 and Claverdon 1816



## Leamington Spa and Stratford-upon-Avon to Birmingham, Stourbridge, Kidderminster and Worcester

### Mondays to Fridays

Operator Train ID Days of operation/Notes 1st Class/Reservations/Bus Catering facilities	LM 2B16	LM 2K73	LM 2B18	CH 2D54	CH 1G55	XC 1M70 C □◇ ⌘	LM 2V75	CH 1R58	LM 2K77	LM 2B20	CH 1G59	XC 1M74 D □◇ ⌘	LM 2V79	CH 1R61	LM 2J81	CH 1G63	XC 1M78 J □◇ ⌘	CH 1D63
Stratford-upon-Avon (SAV)	d	1927						2027							2127			
Stratford Parkway (STY)	d	1930						2030							2130			
Wilmcote (WMC)	d	1933						2033							2133			
Wootton Waven (WWW)	d	1938x						2038x							2138x			
Henley-in-Arden (HNL)	d	1942						2042							2142			
Danzey (DZY)	d	1946x						2046x							2146x			
Wood End (WDE)	d	1950x						2050x							2150x			
The Lakes (TLK)	d	1952x						2052x							2153x			
Earlwood (West Midlands) (EWD)	d	1955						2055							2156			
Wythall (WYT)	d	1958						2058							2158			
Whitlocks End (WTE)	d	2001						2102							2202			
Shirley (SRL)	d	2004						2104							2205			
Yardley Wood (YRD)	d	2006						2107							2207			
Hall Green (HLG)	d	2010						2110							2211			
Spring Road (SRI)	d	2012						2112							2213			
London Marylebone (MYB) 	d				1847	2015	1915			1947		2115		2010		2037		
Leamington Spa (LMS)	d			1932	2009	2015	2034			2105	2115			2130		2157	2215	2226
Warwick (WRW)	d			1937	2013					2108					2201			2231
Warwick Parkway (WRP)	d				2017		2040			2112				2136		2205		
Hatton (HTN)	d			1944a						2117								2238a
Lapworth (LPW)	d									2123								
Dorridge (DDG)	d	1952		2017	2027		2030	2050		2110	2128		2131			2215		
Widney Manor (WMR)	d	1957		2022			2035			2115			2136					
Solihull (SOL)	d	2000		2025	2033		2038	2055		2118	2134		2139	2149		2221		
Olton (OLT)	d	2003		2028			2041			2121			2142					
Acoccks Green (ACG)	d	2005		2030			2043			2123			2144					
Tyseley (TYS)	d		2015				2046		2115				2147		2217			
Small Heath (SMA)	d		2017				2048		2117				2150		2219			
Birmingham New Street (BHM) 	a					2048						2150					2248	
Birmingham Moor Street (BMO)	d	2016e	2023	2038		2043		2054	2107a	2122	2131	2144		2156	2200a	2225	2234	
Birmingham Snow Hill (BSW) 	a	2020	2025	2040		2047		2056		2124	2133	2148		2158		2227	2238	
Birmingham Snow Hill (BSW) 	d		2026				2057		2125				2159		2228			
Jewellery Quarter (JEQ) 	d		2028				2100		2127				2202		2230			
The Hawthorns (THW) 	d		2032				2104		2131				2206		2234			
Smethwick Galton Bridge (SGB) 	d		2035				2107		2134				2209		2237			
Langleigh Green (LGG)	d		2038				2110		2137				2212		2240			
Rowley Regis (ROW)	d		2042				2113		2141				2215		2243			
Old Hill (OHL)	d		2045				2116		2144				2218		2246			
Cradley Heath (CRA)	d		2048				2120		2147				2221		2249			
Lye (LYE)	d		2051				2123		2150				2224		2252			
Stourbridge Junction (SBJ) 	a		2055				2126		2154				2228		2257			
Stourbridge Junction (SBJ) 	d		2055				2127		2154				2228					
Hagley (HAG)	d		2059				2131		2158				2232					
Blakedown (BKD)	d		2102				2134		2201				2235					
Kidderminster (KID)	a		2107				2138		2207				2239					
Kidderminster (KID)	d						2139						2240					
Hartlebury (HBY)	d						2144						2245					
Droitwich Spa (DTW)	d						2152						2253					
Worcester Shrub Hill (WOS) 	a						2200											
Worcester Foregate Street (WOF) 	a						2208					2305						
Malvern Link (MVL)	a																	
Great Malvern (GMV)	a																	












**NOTES** (see introductory pages for explanation of train operator codes and standard symbols)

- a Arrival time
- d Departure time
- x Stops on request
- e Arrives 4 minutes earlier

- C From Reading to Manchester Piccadilly, see table 50
- D From Bournemouth to Manchester Piccadilly, see table 50
- J From Bournemouth, see table 50

## Leamington Spa and Stratford-upon-Avon to Birmingham, Stourbridge, Kidderminster and Worcester

### Mondays to Fridays

Operator Train ID 1st Class/Reservations/Bus	LM	LM	CH	LM	LM	CH	CH	CH
	1V98 1	2V60	1J65	2B24	2B99	1R69	1R71	1R73
Stratford-upon-Avon (SAV)	d			2230				
Stratford Parkway (STY)	d			2233				
Wilmcote (WMC)	d			2236				
Wootton Waven (WWW)	d							
Henley-in-Arden (HNL)	d			2243				
Danzey (DZY)	d							
Wood End (WDE)	d							
The Lakes (TLK)	d							
Earlwood (West Midlands) (EWD)	d			2251				
Wythall (WYT)	d			2254				
Whitlocks End (WTE)	d			2257				
Shirley (SRL)	d			2300				
Yardley Wood (YRD)	d			2302				
Hall Green (HLG)	d			2306				
Spring Road (SRI)	d			2308				
London Marylebone (MYB) 	d		2110			2210	2233	2307
Leamington Spa (LMS)	d		2231			2331	2359	0022
Warwick (WRW)	d		2235				0004	0026
Warwick Parkway (WRP)	d		2239			2337	0008	0030
Hatton (HTN)	d		2244					
Lapworth (LPW)	d		2249					
Dorridge (DDG)	d	2231	2254		2330		0018	
Widney Manor (WMR)	d	2236	2258		2335			
Solihull (SOL)	d	2239	2301		2338	2349	0024	0042
Olton (OLT)	d	2242			2341			
Acoccks Green (ACG)	d	2245			2344			
Tyseley (TYS)	d	2248		2311	2347			
Small Heath (SMA)	d	2252		2313	2349			
Birmingham New Street (BHM) 	a							
Birmingham Moor Street (BMO)	d	2258	2310	2319	2355	0001a	0036a	0054a
Birmingham Snow Hill (BSW) 	a	2300	2312	2321	2359			
Birmingham Snow Hill (BSW) 	d	2301	2315					
Jewellery Quarter (JEQ) 	d	2303	2318					
The Hawthorns (THW) 	d	2307	2322					
Smethwick Galton Bridge (SGB) 	d	2310	2325					
Langley Green (LGG)	d	2313	2329					
Rowley Regis (ROW)	d	2317	2333					
Old Hill (OHL)	d	2320	2336					
Cradley Heath (CRA)	d	2323	2340					
Lye (LYE)	d	2326	2343					
Stourbridge Junction (SBJ) 	a	2330	2349					
Stourbridge Junction (SBJ) 	d	2330						
Hagley (HAG)	d	2334						
Blakedown (BKD)	d	2337						
Kidderminster (KID)	a	2341						
Kidderminster (KID)	d	2342						
Hartlebury (HBY)	d	2347						
Droitwich Spa (DTW)	d	2336	2355					
Worcester Shrub Hill (WOS) 	a		0005					
Worcester Foregate Street (WOF) 	a	2347						
Malvern Link (MVL)	a							
Great Malvern (GMV)	a							












**NOTES** (see introductory pages for explanation of train operator codes and standard symbols)

- a Arrival time
- d Departure time



## Leamington Spa and Stratford-upon-Avon to Birmingham, Stourbridge, Kidderminster and Worcester

### Saturdays

Operator Train ID Days of operation/Notes 1st Class/Reservations/Bus Catering facilities	LM	CH	LM	LM	LM	LM	LM	XC	LM	CH	LM	LM	LM	XC	CH	CH	LM	LM	
	2V01	2R00 A	2V04	2B00	2J06	2V75	2K05	1M18 B □◇ ⌘	2V02	2R02 C	2K13	2V06	2K07	1M22 D □◇	1R08	2D08	2V07	2K19	
Stratford-upon-Avon (SAV)	d								0700		0726								0826
Stratford Parkway (STY)	d								0704		0729								0829
Wilmcote (WMC)	d								0707		0732								0832
Wootton Wawen (WWW)	d								0712x		0737x								0837x
Henley-in-Arden (HNL)	d								0716		0741								0841
Danzey (DZY)	d								0720x		0744x								0844x
Wood End (WDE)	d								0723x		0748x								0848x
The Lakes (TLK)	d								0726x		0750x								0850x
Earlwood (West Midlands) (EWD)	d								0729		0753								0853
Wythall (WYT)	d								0731		0756								0856
Whitlocks End (WTE)	d					0703			0735		0800						0842	0900	
Shirley (SRL)	d					0705			0738		0802						0844	0902	
Yardley Wood (YRD)	d					0708			0741		0805						0847	0905	
Hall Green (HLG)	d					0711			0744		0808						0850	0908	
Spring Road (SRI)	d					0714			0747		0810						0853	0910	
London Marylebone (MYB) 	d														0700				
Leamington Spa (LMS)	d		0621		0629			0715		0721			0758	0815	0825	0840			
Warwick (WRW)	d		0625		0633					0725			0803		0829	0845			
Warwick Parkway (WRP)	d		0629		0636					0729			0806		0833				
Hatton (HTN)	d				0640					0734			0810			0852a			
Lapworth (LPW)	d				0646					0740			0815						
Dorridge (DDG)	d		0641		0650			0726		0745		0807	0819		0843				
Widney Manor (WMR)	d				0654			0731				0812	0824						
Solihull (SOL)	d		0647		0658			0734		0750			0815	0827	0849				
Olton (OLT)	d				0701								0818	0831					
Acoccks Green (ACG)	d				0704			0740					0821	0834					
Tyseley (TYS)	d				0706	0717		0742				0813	0824	0837			0856	0913	
Small Heath (SMA)	d				0709	0719		0745				0815		0839			0858	0915	
Birmingham New Street (BHM) 	a							0748						0849					
Birmingham Moor Street (BMO)	d		0658a		0715	0725		0751		0800c	0802a	0821	0830	0846		0900a		0904	0921
Birmingham Snow Hill (BSW) 	a				0718	0727		0753		0802		0823	0832	0848				0906	0923
Birmingham Snow Hill (BSW) 	d	0612		0701		0728	0736	0754		0806		0824	0839	0854				0907	0924
Jewellery Quarter (JEQ) 	d	0614		0703		0730	0738	0756		0808		0826	0841	0856				0909	0926
The Hawthorns (THW) 	d	0618		0707		0734	0742	0800		0812		0830	0845	0900				0913	0930
Smethwick Galton Bridge (SGB) 	d	0621		0710		0737	0745	0803		0815		0833	0848	0903				0916	0933
Langley Green (LGG)	d	0624		0713		0740		0806				0836		0906					0936
Rowley Regis (ROW)	d	0627		0716		0743	0751	0810		0821		0839	0854	0909				0921	0939
Old Hill (OHL)	d	0631		0719		0747		0813				0843		0913					0943
Cradley Heath (CRA)	d	0634		0722		0750	0756	0816		0826		0846	0859	0916				0926	0946
Lye (LYE)	d	0637		0725		0753		0819				0849		0919					0949
Stourbridge Junction (SBJ) 	a	0640		0729		0758	0801	0823		0831		0852	0904	0923				0931	0952
Stourbridge Junction (SBJ) 	d	0641		0729			0802	0823		0832		0853	0905	0923				0932	0953
Hagley (HAG)	d	0644		0733			0806	0827				0856	0909	0927					0956
Blakedown (BKD)	d	0647		0736				0830				0900		0930					1000
Kidderminster (KID)	a	0652		0740			0811	0835		0839		0905	0914	0935				0939	1006
Kidderminster (KID)	d	0652		0741			0812			0840			0915					0940	
Hartlebury (HBY)	d	0657		0746			0817						0920						
Droitwich Spa (DTW)	d	0706		0754			0826			0851			0928					0951	
Worcester Shrub Hill (WOS) 	a																		
Worcester Foregate Street (WOF) 	a	0715		0803			0836			0902			0939				1002		
Malvern Link (MVL)	a																		
Great Malvern (GMV)	a																		












**NOTES** (see introductory pages for explanation of train operator codes and standard symbols)

- a Arrival time
- d Departure time
- x Stops on request
- c Arrives 6 minutes earlier

- A From Banbury, see table 113
- B From Reading to Manchester Piccadilly, see table 50
- C From High Wycombe, see table 113
- D From Southampton Central to Manchester Piccadilly, see table 50

## Leamington Spa and Stratford-upon-Avon to Birmingham, Stourbridge, Kidderminster and Worcester

### Saturdays

Operator Train ID Days of operation/Notes 1st Class/Reservations/Bus Catering facilities	LM	XC	LM	LM	CH	LM	LM	XC	LM	LM	CH	LM	LM	XC	LM	LM	CH	CH
	2V08	1M26 B □◇ ⌘	2W70	2V11	1R12	2K25	2V14	1M30 E □◇ ⌘	2W72 F	2V17	1R16	2K31	2V20	1M34 B □◇ ⌘	2W74 G	2V23	1R20	2D20
Stratford-upon-Avon (SAV)	d		0903			0926			1003			1026			1103			
Stratford Parkway (STY)	d		0906			0929			1006			1029			1106			
Wilmcote (WMC)	d					0932						1032						
Wootton Waven (WWW)	d					0937x						1037x						
Henley-in-Arden (HNL)	d					0941						1041						
Danzey (DZY)	d					0944x						1044x						
Wood End (WDE)	d					0948x						1048x						
The Lakes (TLK)	d					0950x						1050x						
Earlwood (West Midlands) (EWD)	d					0953						1053						
Wythall (WYT)	d					0956						1056						
Whitlocks End (WTE)	d			0940		1000			1040			1100				1140		
Shirley (SRL)	d			0942		1002			1042			1102				1142		
Yardley Wood (YRD)	d			0945		1005			1045			1105				1145		
Hall Green (HLG)	d			0948		1008			1048			1108				1148		
Spring Road (SRI)	d			0951		1010			1051			1110				1151		
London Marylebone (MYB) 	d				0800					0900							1000	
Leamington Spa (LMS)	d	0915			0932			1015		1031			1115				1127	1132
Warwick (WRW)	d				0936					1037							1131	1137
Warwick Parkway (WRP)	d				0940					1043							1135	
Hatton (HTN)	d				0945												1141	1144a
Lapworth (LPW)	d				0951												1147	
Dorridge (DDG)	d	0909	0926	0956		1010		1026		1055		1109		1126		1153		
Widney Manor (WMR)	d	0914	0931			1015		1031				1114		1131				
Solihull (SOL)	d	0917	0934	1001		1018		1034		1101		1117		1134		1158		
Olton (OLT)	d	0920	0937			1021		1037				1120		1137				
Acoccks Green (ACG)	d	0922	0939			1023		1039				1122		1139				
Tyseley (TYS)	d		0942		1013			1042			1113			1142				
Small Heath (SMA)	d		0944		1015			1044			1115			1144				
Birmingham New Street (BHM) 	a	0948						1048					1148					
Birmingham Moor Street (BMO)	d	0930	0950	0959	1012a	1021	1031		1050	1100	1112a	1121	1130		1150	1200	1209a	
Birmingham Snow Hill (BSW) 	a	0932	0952	1001		1023	1033		1052	1102		1123	1132		1152	1202		
Birmingham Snow Hill (BSW) 	d	0939	0954	1006		1024	1039		1054	1106		1124	1139		1154	1206		
Jewellery Quarter (JEQ) 	d	0941	0956	1008		1026	1041		1056	1108		1126	1141		1156	1208		
The Hawthorns (THW) 	d	0945	1000	1012		1030	1045		1100	1112		1130	1145		1200	1212		
Smethwick Galton Bridge (SGB) 	d	0948	1003	1015		1033	1048		1103	1115		1133	1148		1203	1215		
Langley Green (LGG)	d		1006			1036		1106				1136		1206				
Rowley Regis (ROW)	d	0954	1009	1021		1039	1054		1109	1121		1139	1154		1209	1221		
Old Hill (OHL)	d		1013			1043		1113				1143		1213				
Cradley Heath (CRA)	d	0959	1016	1026		1046	1059		1116	1126		1146	1159		1216	1226		
Lye (LYE)	d		1019			1049		1119				1149		1219				
Stourbridge Junction (SBJ) 	a	1004	1022	1031		1052	1104		1122	1131		1152	1204		1222	1231		
Stourbridge Junction (SBJ) 	d	1005	1023	1032		1053	1105		1123	1132		1153	1205		1223	1232		
Hagley (HAG)	d	1009	1026			1056	1109		1126			1156	1209		1226			
Blakedown (BKD)	d		1030			1100			1130			1200		1230				
Kidderminster (KID)	a	1014	1035	1039		1105	1114		1135	1139		1205	1214		1235	1239		
Kidderminster (KID)	d	1015		1040				1115		1140			1215			1240		
Hartlebury (HBY)	d	1020						1120					1220					
Droitwich Spa (DTW)	d	1028		1051				1128			1151		1228			1251		
Worcester Shrub Hill (WOS) 	a																	
Worcester Foregate Street (WOF) 	a	1039		1102			1139			1202			1239			1302		
Malvern Link (MVL)	a																	
Great Malvern (GMV)	a																	












**NOTES** (see introductory pages for explanation of train operator codes and standard symbols)

- a Arrival time
- d Departure time
- x Stops on request

- B From Reading to Manchester Piccadilly, see table 50
- E From Bournemouth to Manchester Piccadilly, see table 50
- F Also calls at Bearley 1011 and Claverdon 1016
- G Also calls at Bearley 1111 and Claverdon 1116

## Leamington Spa and Stratford-upon-Avon to Birmingham, Stourbridge, Kidderminster and Worcester

### Saturdays

Operator Train ID Days of operation/Notes 1st Class/Reservations/Bus Catering facilities	LM	LM	XC	LM	LM	CH	LM	LM	XC	LM	LM	CH	CH	LM	LM	CH	XC	LM	
	2K37	2V27	1M38 E □◇ ⌘	2W76	2V29	1R24	2K43	2V33	1M42 B □◇ ⌘	2W78	2V35 H	1R28	2D28	2K49	2V39	1R30	1M46 E □◇ ⌘	2W80	
Stratford-upon-Avon (SAV)	d	1126			1202			1226			1302			1326					1403
Stratford Parkway (STY)	d	1129			1205			1229			1306			1329					1406
Wilmcote (WMC)	d	1132						1232						1332					
Wootton Waven (WWW)	d	1137x						1237x						1337x					
Henley-in-Arden (HNL)	d	1141						1241						1341					
Danzey (DZY)	d	1144x						1244x						1344x					
Wood End (WDE)	d	1148x						1248x						1348x					
The Lakes (TLK)	d	1150x						1250x						1350x					
Earlwood (West Midlands) (EWD)	d	1153						1253						1353					
Wythall (WYT)	d	1156						1256						1356					
Whitlocks End (WTE)	d	1200				1240		1300				1340		1400					
Shirley (SRL)	d	1202				1242		1302				1342		1402					
Yardley Wood (YRD)	d	1205				1245		1305				1345		1405					
Hall Green (HLG)	d	1208				1248		1308				1348		1408					
Spring Road (SRI)	d	1210				1251		1310				1351		1410					
London Marylebone (MYB) 	d						1100						1200				1237		
Leamington Spa (LMS)	d			1215			1229			1315			1327				1357	1415	
Warwick (WRW)	d						1234						1331	1337			1402		
Warwick Parkway (WRP)	d						1238						1335				1406		
Hatton (HTN)	d												1341	1344a					
Lapworth (LPW)	d												1347						
Dorridge (DDG)	d		1209		1227		1249		1309		1328		1353			1409	1416		1426
Widney Manor (WMR)	d		1214		1232				1314		1331					1414			1431
Solihull (SOL)	d		1217		1235		1255		1317		1334		1358			1417	1421		1434
Olton (OLT)	d		1220		1238				1320		1337					1420			1437
Acocks Green (ACG)	d		1222		1240				1322		1340					1422			1439
Tyseley (TYS)	d	1213			1243			1313			1343			1413					1442
Small Heath (SMA)	d	1215			1245			1315			1345			1415					1444
Birmingham New Street (BHM) 	a			1248						1348								1448	
Birmingham Moor Street (BMO)	d	1221	1230		1251	1300	1306a	1321	1330		1351	1401	1409a	1421	1430	1436a			1450
Birmingham Snow Hill (BSW) 	a	1223	1232		1253	1302		1323	1332		1353	1403		1423	1432				1452
Birmingham Snow Hill (BSW) 	d	1224	1239		1254	1306		1324	1339		1354	1406		1424	1439				1454
Jewellery Quarter (JEQ) 	d	1226	1241		1257	1308		1326	1341		1356	1408		1426	1441				1456
The Hawthorns (THW) 	d	1230	1245		1301	1312		1330	1345		1400	1412		1430	1445				1500
Smethwick Galton Bridge (SGB) 	d	1233	1248		1303	1315		1333	1348		1403	1415		1433	1448				1503
Langley Green (LGG)	d	1236			1306			1336			1406			1436					1506
Rowley Regis (ROW)	d	1239	1254		1309	1321		1339	1354		1409	1421		1439	1454				1509
Old Hill (OHL)	d	1243			1313			1343			1413			1443					1513
Cradley Heath (CRA)	d	1246	1259		1316	1326		1346	1359		1416	1426		1446	1459				1516
Lye (LYE)	d	1249			1319			1349			1419			1449					1519
Stourbridge Junction (SBJ) 	a	1252	1304		1322	1331		1352	1404		1422	1431		1452	1504				1522
Stourbridge Junction (SBJ) 	d	1253	1305		1323	1332		1353	1405		1423	1432		1453	1505				1523
Hagley (HAG)	d	1256	1309		1326			1356	1409		1426			1456	1509				1526
Blakedown (BKD)	d	1300			1330			1400			1430			1500					1530
Kidderminster (KID)	a	1305	1314		1336	1339		1405	1414		1436	1439		1505	1514				1535
Kidderminster (KID)	d		1315			1340			1415			1440			1515				
Hartlebury (HBY)	d		1320						1420						1520				
Droitwich Spa (DTW)	d		1328			1351			1428			1451			1528				
Worcester Shrub Hill (WOS) 	a																		
Worcester Foregate Street (WOF) 	a		1339			1402			1439			1502			1539				
Malvern Link (MVL)	a																		
Great Malvern (GMV)	a																		












**NOTES** (see introductory pages for explanation of train operator codes and standard symbols)

- a Arrival time
- d Departure time
- x Stops on request

- B From Reading to Manchester Piccadilly, see table 50
- E From Bournemouth to Manchester Piccadilly, see table 50
- H Also calls at Bordesley 1356

## Leamington Spa and Stratford-upon-Avon to Birmingham, Stourbridge, Kidderminster and Worcester

### Saturdays

Operator Train ID Days of operation/Notes 1st Class/Reservations/Bus Catering facilities	LM	CH	LM	LM	XC	LM	LM	CH	CH	LM	LM	XC	LM	LM	CH	LM	LM	XC
	2V41	1R32	2K55	2V45	1M50 B □◇ ⌘	2W82	2V47	1R36	2D36	2K61	2V51	1M54 E □◇ ⌘	2W84	2V53	1R40	2K67	2V57	1M58 B □◇ ⌘
Stratford-upon-Avon (SAV)	d		1426			1503				1526			1603			1626		
Stratford Parkway (STY)	d		1429			1506				1529			1606			1629		
Wilmcote (WMC)	d		1432							1532						1632		
Wootton Waven (WWW)	d		1437x							1537x						1637x		
Henley-in-Arden (HNL)	d		1441							1541						1641		
Danzey (DZY)	d		1444x							1544x						1644x		
Wood End (WDE)	d		1448x							1548x						1648x		
The Lakes (TLK)	d		1450x							1550x						1650x		
Earlwood (West Midlands) (EWD)	d		1453							1553						1653		
Wythall (WYT)	d		1456							1556						1656		
Whitlocks End (WTE)	d	1440	1500				1540			1600				1640		1700		
Shirley (SRL)	d	1442	1502				1542			1602				1642		1702		
Yardley Wood (YRD)	d	1445	1505				1545			1605				1645		1705		
Hall Green (HLG)	d	1448	1508				1548			1608				1648		1708		
Spring Road (SRI)	d	1451	1510				1551			1610				1651		1710		
London Marylebone (MYB) 	d		1300					1400							1500			
Leamington Spa (LMS)	d		1431		1515			1527	1532			1615			1631			1715
Warwick (WRW)	d		1437					1531	1537						1637			
Warwick Parkway (WRP)	d		1443					1535							1643			
Hatton (HTN)	d							1541	1544a									
Lapworth (LPW)	d							1547										
Dorridge (DDG)	d		1455		1509		1526		1553		1609		1626		1655		1709	
Widney Manor (WMR)	d				1514		1531				1614		1631				1714	
Solihull (SOL)	d		1501		1517		1534		1558		1617		1634		1701		1717	
Olton (OLT)	d				1520		1537				1620		1637				1720	
Acocks Green (ACG)	d				1522		1539				1622		1639				1722	
Tyseley (TYS)	d			1513			1542			1613			1642			1713		
Small Heath (SMA)	d			1515			1544			1615			1644			1715		
Birmingham New Street (BHM) 	a				1548							1649						1748
Birmingham Moor Street (BMO)	d	1500	1512a	1521	1530		1550	1600	1609a		1621	1630		1650	1700	1712a	1721	1730
Birmingham Snow Hill (BSW) 	a	1502		1523	1532		1552	1603			1623	1632		1652	1702		1723	1732
Birmingham Snow Hill (BSW) 	d	1506		1524	1539		1554	1606			1624	1639		1654	1706		1724	1739
Jewellery Quarter (JEQ) 	d	1508		1526	1541		1556	1608			1626	1641		1656	1708		1726	1741
The Hawthorns (THW) 	d	1512		1530	1545		1600	1612			1630	1645		1700	1712		1730	1745
Smethwick Galton Bridge (SGB) 	d	1515		1533	1548		1603	1615			1633	1648		1703	1715		1733	1748
Langley Green (LGG)	d			1536			1606				1636		1706			1736		
Rowley Regis (ROW)	d	1521		1539	1554		1609	1621			1639	1654		1709	1721		1739	1754
Old Hill (OHL)	d			1543			1613				1643		1713			1743		
Cradley Heath (CRA)	d	1526		1546	1559		1616	1626			1646	1659		1716	1726		1746	1759
Lye (LYE)	d			1549			1619				1649		1719			1749		
Stourbridge Junction (SBJ) 	a	1531		1552	1604		1622	1631			1652	1704		1722	1731		1752	1804
Stourbridge Junction (SBJ) 	d	1532		1553	1605		1623	1632			1653	1705		1723	1732		1753	1805
Hagley (HAG)	d			1556	1609		1626				1656	1709		1726			1756	1809
Blakedown (BKD)	d			1600			1630				1700			1730			1800	
Kidderminster (KID)	a	1539		1606	1614		1635	1639			1706	1714		1735	1739		1806	1814
Kidderminster (KID)	d	1540			1615			1640					1715		1740			1815
Hartlebury (HBY)	d			1620							1720							1820
Droitwich Spa (DTW)	d	1551		1628				1651					1728		1750			1828
Worcester Shrub Hill (WOS) 	a							1701						1806				
Worcester Foregate Street (WOF) 	a	1602		1639							1739							1839
Malvern Link (MVL)	a																	
Great Malvern (GMV)	a																	

**NOTES** (see introductory pages for explanation of train operator codes and standard symbols)

- a Arrival time
- d Departure time
- x Stops on request

- B From Reading to Manchester Piccadilly, see table 50
- E From Bournemouth to Manchester Piccadilly, see table 50

## Leamington Spa and Stratford-upon-Avon to Birmingham, Stourbridge, Kidderminster and Worcester

### Saturdays

Operator Train ID Days of operation/Notes 1st Class/Reservations/Bus Catering facilities	LM	LM	CH	LM	LM	LM	CH	XC	CH	XC	LM	LM	LM	LM	LM	CH	CH	LM
	2W86	2V59	1R44	2K73	2V64	2W71	2D44	1M62	1K48	1M66	2V65	2K79	2V67	2W90	2V54	1R52	2D52	2B68
	J					K		E □◇ ⚡		B □◇ ⚡								
Stratford-upon-Avon (SAV)	d	1703			1726							1826		1908				
Stratford Parkway (STY)	d	1706			1729							1830		1912				
Wilmcote (WMC)	d				1732							1833						
Wootton Waven (WWW)	d				1737x							1837x						
Henley-in-Arden (HNL)	d				1741							1841						
Danzey (DZY)	d				1744x							1845x						
Wood End (WDE)	d				1748x							1849x						
The Lakes (TLK)	d				1750x							1851x						
Earlwood (West Midlands) (EWD)	d				1753							1854						
Wythall (WYT)	d				1756							1857						
Whitlocks End (WTE)	d		1740		1800						1845	1900			1936			
Shirley (SRL)	d		1742		1802						1848	1902			1939			
Yardley Wood (YRD)	d		1745		1805						1850	1905			1941			
Hall Green (HLG)	d		1748		1808						1854	1908			1945			
Spring Road (SRI)	d		1751		1810						1856	1910			1947			
London Marylebone (MYB)	◻10 d			1600												1800		
Leamington Spa (LMS)	d			1727												1924	1932	
Warwick (WRW)	d			1731				1732	1815	1825	1915					1928	1937	
Warwick Parkway (WRP)	d			1735						1830						1932		
Hatton (HTN)	d			1741				1744a		1835							1944a	
Lapworth (LPW)	d			1747														
Dorridge (DDG)	d	1726		1753		1809	1827			1846			1916	1929		1942		1947
Widney Manor (WMR)	d	1731				1814	1830						1921	1934				1952
Solihull (SOL)	d	1734		1758		1817	1834			1851			1924	1937		1948		1955
Olton (OLT)	d	1737				1820	1837						1927	1940				1958
Acocks Green (ACG)	d	1739				1823	1839						1929	1943				2000
Tyseley (TYS)	d	1742			1813		1842					1913	1932					
Small Heath (SMA)	d	1744			1815		1844					1915	1934					
Birmingham New Street (BHM)	◻12 a								1848		1948							
Birmingham Moor Street (BMO)	d	1750	1800	1809a	1821	1831	1850			1900		1905	1921	1940	1950	1955	2000a	2008
Birmingham Snow Hill (BSW)	a	1752	1803		1823	1833	1852			1902		1907	1923	1942	1953	1957		2010
Birmingham Snow Hill (BSW)	d	1754	1806		1824	1839	1853			1906		1912	1924	1945	1954	2004		
Jewellery Quarter (JEQ)	d	1756	1808		1826	1841	1855					1915	1926	1947	1956	2006		
The Hawthorns (THW)	d	1800	1812		1830	1845	1859					1919	1930	1951	2000	2010		
Smethwick Galton Bridge (SGB)	7 d	1803	1815		1833	1848	1902					1922	1933	1954	2003	2013		
Langley Green (LGG)	d	1806			1836		1905						1936		2006			
Rowley Regis (ROW)	d	1809	1821		1839	1854	1909			1919		1928	1939	2000	2009	2018		
Old Hill (OHL)	d	1813			1843		1912						1942		2013			
Cradley Heath (CRA)	d	1816	1826		1846	1859	1915					1933	1945	2005	2016	2023		
Lye (LYE)	d	1819			1849		1918						1948		2019			
Stourbridge Junction (SBJ)	2 a	1822	1831		1852	1904	1922			1928		1938	1952	2010	2022	2028		
Stourbridge Junction (SBJ)	2 d	1823	1832		1853	1905	1922			1930		1939	1952	2011	2023	2029		
Hagley (HAG)	d	1826			1856	1909	1926						1956	2015	2026	2033		
Blakedown (BKD)	d	1830			1900		1929						2000	2018	2030			
Kidderminster (KID)	a	1835	1839		1905	1914	1933			1941		1946	2006	2024	2036	2038		
Kidderminster (KID)	d		1840			1915						1947		2025		2039		
Hartlebury (HBY)	d					1920							2030		2044			
Droitwich Spa (DTW)	d		1851			1928						1958		2038		2052		
Worcester Shrub Hill (WOS)	7 a		1901															
Worcester Foregate Street (WOF)	7 a					1939					2008		2047		2101			
Malvern Link (MVL)	a																	
Great Malvern (GMV)	a																	












**NOTES** (see introductory pages for explanation of train operator codes and standard symbols)

- a Arrival time
- d Departure time
- x Stops on request

- B From Reading to Manchester Piccadilly, see table 50
- E From Bournemouth to Manchester Piccadilly, see table 50
- J Also calls at Bearley 1711 and Claverdon 1716
- K Also calls at Bearley 1811 and Claverdon 1816

## Leamington Spa and Stratford-upon-Avon to Birmingham, Stourbridge, Kidderminster and Worcester

### Saturdays

Operator Train ID Days of operation/Notes 1st Class/Reservations/Bus Catering facilities	LM	LM	CH	XC	LM	CH	LM	LM	CH	XC	LM	LM	LM	CH	CH	LM	CH	XC
	2K85	2V75	1R54	1M70 E □◇ ⚡	2V56	1R56	2B91	2J77	1K58	1M74 B □◇ ⚡	2B79	2V58	2B93	1R60	2D60	2J94	1R62	1M78 L □◇
Stratford-upon-Avon (SAV)	d	1926						2026								2126		
Stratford Parkway (STY)	d	1929						2030								2130		
Wilmcote (WMC)	d	1932						2033								2133		
Wootton Wawen (WWW)	d	1937x						2037x										
Henley-in-Arden (HNL)	d	1941						2041								2140		
Danzeley (DZY)	d	1944x						2045x										
Wood End (WDE)	d	1948x						2049x								2146x		
The Lakes (TLK)	d	1950x						2051x								2148x		
Earlwood (West Midlands) (EWD)	d	1953						2054								2151		
Wythall (WYT)	d	1956						2057								2154		
Whitlocks End (WTE)	d	2000			2032			2101			2140					2158		
Shirley (SRL)	d	2002			2035			2103			2142					2200		
Yardley Wood (YRD)	d	2005			2037			2106			2145					2203		
Hall Green (HLG)	d	2008			2041			2109			2148					2206		
Spring Road (SRI)	d	2010			2043			2111			2150					2208		
London Marylebone (MYB) 	d		1837			1900		1937					2000			2037		
Leamington Spa (LMS)	d		2001	2015		2025		2055	2115				2127	2132		2157	2215	
Warwick (WRW)	d		2006			2030		2059					2131	2137		2202		
Warwick Parkway (WRP)	d		2010			2033		2103					2135			2206		
Hatton (HTN)	d		2016										2141	2144a				
Lapworth (LPW)	d		2022										2147					
Dorridge (DDG)	d	2017	2027		2043	2046		2114		2116		2146	2154			2216		
Widney Manor (WMR)	d	2022				2051				2121		2151						
Solihull (SOL)	d	2025	2033		2049	2054		2119		2124		2154	2200			2221		
Olton (OLT)	d	2028				2057				2127		2157						
Acocks Green (ACG)	d	2031				2100				2130		2200						
Tyseley (TYS)	d	2013			2046	2102										2211		
Small Heath (SMA)	d	2015			2049											2213		
Birmingham New Street (BHM) 	a			2048					2149									2249
Birmingham Moor Street (BMO)	d	2021	2038	2045a		2055	2102a	2107	2118	2129		2138	2159	2208	2212a	2219	2232a	
Birmingham Snow Hill (BSW) 	a	2023	2041			2057		2110	2120	2131		2142	2201	2212		2221		
Birmingham Snow Hill (BSW) 	d	2024	2044			2104			2122	2134			2203			2222		
Jewellery Quarter (JEQ) 	d	2026	2046			2106			2124				2205			2224		
The Hawthorns (THW) 	d	2030	2050			2110			2128				2209			2228		
Smethwick Galton Bridge (SGB) 	d	2033	2053			2113			2131				2212			2231		
Langley Green (LGG)	d	2036				2116			2134				2215			2234		
Rowley Regis (ROW)	d	2039	2059			2120			2138	2147			2218			2238		
Old Hill (OHL)	d	2042				2123			2141				2222			2241		
Cradley Heath (CRA)	d	2045	2104			2126			2144				2225			2244		
Lye (LYE)	d	2049				2129			2147				2228			2247		
Stourbridge Junction (SBJ) 	a	2052	2109			2133			2151	2156			2231			2251		
Stourbridge Junction (SBJ) 	d	2053	2110			2133				2158			2232					
Hagley (HAG)	d	2057	2114			2137							2235					
Blakedown (BKD)	d	2100	2117			2140							2238					
Kidderminster (KID)	a	2106	2121			2145				2209			2243					
Kidderminster (KID)	d		2122			2146							2243					
Hartlebury (HBY)	d		2127			2152							2248					
Droitwich Spa (DTW)	d		2135			2200							2259e					
Worcester Shrub Hill (WOS) 	a					2210												
Worcester Foregate Street (WOF) 	a		2146									2309						
Malvern Link (MVL)	a																	
Great Malvern (GMV)	a																	

**NOTES** (see introductory pages for explanation of train operator codes and standard symbols)












- a Arrival time
- d Departure time
- x Stops on request
- e Arrives 3 minutes earlier

- B From Reading to Manchester Piccadilly, see table 50
- E From Bournemouth to Manchester Piccadilly, see table 50
- L From Bournemouth, see table 50



## Leamington Spa and Stratford-upon-Avon to Birmingham, Stourbridge, Kidderminster and Worcester

### Saturdays












Operator Train ID	LM	CH	LM	CH
	2V60	1R64	2J97	1R68
Stratford-upon-Avon (SAV)	d		2231	
Stratford Parkway (STY)	d		2235	
Wilmcote (WMC)	d		2238	
Wootton Waven (WWW)	d			
Henley-in-Arden (HNL)	d		2245	
Danzey (DZY)	d			
Wood End (WDE)	d			
The Lakes (TLK)	d			
Earlswood (West Midlands) (EWD)	d			
Wythall (WYT)	d		2254	
Whitlocks End (WTE)	d		2258	
Shirley (SRL)	d		2300	
Yardley Wood (YRD)	d		2303	
Hall Green (HLG)	d		2306	
Spring Road (SRI)	d		2308	
London Marylebone (MYB)	 d	2100		2208
Leamington Spa (LMS)	d	2231		2328
Warwick (WRW)	d	2237		2332
Warwick Parkway (WRP)	d	2243		2337
Hatton (HTN)	d			
Lapworth (LPW)	d			
Dorridge (DDG)	d	2232	2255	2347
Widney Manor (WMR)	d	2237		
Solihull (SOL)	d	2240	2301	2353
Olton (OLT)	d	2243		
Acocks Green (ACG)	d	2246		
Tyseley (TYS)	d	2249	2311	
Small Heath (SMA)	d	2251	2313	
Birmingham New Street (BHM)	 a			
Birmingham Moor Street (BMO)	d	2257	2312a	2319 0004a
Birmingham Snow Hill (BSW)	 a	2259	2321	
Birmingham Snow Hill (BSW)	 d	2300	2322	
Jewellery Quarter (JEQ)	 d	2303	2324	
The Hawthorns (THW)	 d	2307	2328	
Smethwick Galton Bridge (SGB)	 d	2310	2331	
Langley Green (LGG)	d	2313	2334	
Rowley Regis (ROW)	d	2316	2337	
Old Hill (OHL)	d	2319	2341	
Cradley Heath (CRA)	d	2323	2344	
Lye (LYE)	d	2326	2347	
Stourbridge Junction (SBJ)	 a	2329	2351	
Stourbridge Junction (SBJ)	 d	2330		
Hagley (HAG)	d	2333		
Blakedown (BKD)	d	2336		
Kidderminster (KID)	a	2341		
Kidderminster (KID)	d	2342		
Hartlebury (HBY)	d	2347		
Droitwich Spa (DTW)	d	2354		
Worcester Shrub Hill (WOS)	 a	0005		
Worcester Foregate Street (WOF)	 a			
Malvern Link (MVL)	a			
Great Malvern (GMV)	a			

**NOTES** (see introductory pages for explanation of train operator codes and standard symbols)

- a Arrival time
- d Departure time

## Leamington Spa and Stratford-upon-Avon to Birmingham, Stourbridge, Kidderminster and Worcester

### Sundays

Operator Train ID Days of operation/Notes 1st Class/Reservations/Bus Catering facilities	LM	LM	LM	CH	XC	LM	LM	CH	CH	XC	LM	LM	CH	XC	LM	LM	CH	XC
	2B00	2V00	2B48	1R12	1M30 A □◇ ⚡	2V02	2J50	1R16	2D20	1M34 B □◇ ⚡	2V04	2J52	1R20	1M38 C □◇ ⚡	2V06	2J54	1R24	1M42 A □◇ ⚡
Stratford-upon-Avon (SAV)	d					0927					1027				1126			
Stratford Parkway (STY)	d					0931					1031				1130			
Wilmcote (WMC)	d					0934					1034				1133			
Wootton Waven (WWW)	d					0938x					1038x				1137x			
Henley-in-Arden (HNL)	d					0942					1042				1141			
Danzey (DZY)	d																	
Wood End (WDE)	d																	
The Lakes (TLK)	d					0949x					1049x				1148x			
Earlwood (West Midlands) (EWD)	d					0952					1052				1151			
Wythall (WYT)	d					0954					1054				1153			
Whitlocks End (WTE)	d		0907			0957					1057				1156			
Shirley (SRL)	d		0910			1000					1100				1159			
Yardley Wood (YRD)	d		0912			1002					1102				1201			
Hall Green (HLG)	d		0915			1006					1106				1205			
Spring Road (SRI)	d		0917			1008					1108				1207			
London Marylebone (MYB) 	d			0800				0900					1000				1100	
Leamington Spa (LMS)	d			0928	1015			1031		1115			1127	1215			1231	1315
Warwick (WRW)	d			0933				1037	1045				1131				1237	
Warwick Parkway (WRP)	d			0938				1043					1135				1243	
Hatton (HTN)	d			0944					1052a				1141					
Lapworth (LPW)	d			0950									1147					
Dorridge (DDG)	d	0857		0927	0956		1027	1055				1127	1153			1227	1255	
Widney Manor (WMR)	d	0902		0932			1032					1132				1232		
Solihull (SOL)	d	0905		0935	1001		1035	1101				1135	1158			1235	1301	
Olton (OLT)	d	0908		0938			1038					1138				1238		
Acoccks Green (ACG)	d	0911		0941			1041					1141				1241		
Tyseley (TYS)	d					1011					1111				1210			
Small Heath (SMA)	d																	
Birmingham New Street (BHM) 	a				1049					1149				1249				1348
Birmingham Moor Street (BMO)	d	0918	0924	0950	1012a		1016	1048	1112a		1117	1148	1209a		1216	1248	1312a	
Birmingham Snow Hill (BSW) 	a	0920	0927	0952			1019	1050			1119	1150			1218	1250		
Birmingham Snow Hill (BSW) 	d		0929				1022	1052			1122	1152			1222	1252		
Jewellery Quarter (JEQ) 	d		0931				1024	1054			1124	1154			1224	1254		
The Hawthorns (THW) 	d		0935				1028	1058			1128	1158			1228	1258		
Smethwick Galton Bridge (SGB) 	d		0938				1031	1101			1131	1201			1231	1301		
Langley Green (LGG)	d						1104					1204				1304		
Rowley Regis (ROW)	d		0944				1037	1107			1137	1207			1237	1307		
Old Hill (OHL)	d							1110				1210				1310		
Cradley Heath (CRA)	d		0949				1042	1114			1142	1214			1242	1314		
Lye (LYE)	d							1117				1217				1317		
Stourbridge Junction (SBJ) 	a		0954				1047	1121			1147	1221			1247	1321		
Stourbridge Junction (SBJ) 	d		0955				1047				1147				1247			
Hagley (HAG)	d		0958				1051				1151				1251			
Blakedown (BKD)	d						1054				1154				1254			
Kidderminster (KID)	a		1004				1059				1159				1259			
Kidderminster (KID)	d		1004				1059				1159				1259			
Hartlebury (HBY)	d		1010															
Droitwich Spa (DTW)	d		1018				1111				1211				1311			
Worcester Shrub Hill (WOS) 	a		1025				1119											
Worcester Foregate Street (WOF) 	a		1033				1135				1220				1320			
Malvern Link (MVL)	a		1042				1144											
Great Malvern (GMV)	a		1045				1147											












**NOTES** (see introductory pages for explanation of train operator codes and standard symbols)

- a Arrival time
- d Departure time
- x Stops on request

- A From Reading to Manchester Piccadilly, see table 50
- B From Southampton Central to Manchester Piccadilly, see table 50
- C From Bournemouth to Manchester Piccadilly, see table 50

## Leamington Spa and Stratford-upon-Avon to Birmingham, Stourbridge, Kidderminster and Worcester

### Sundays

Operator Train ID Days of operation/Notes 1st Class/Reservations/Bus Catering facilities	LM	LM	CH	CH	LM	CH	XC	LM	CH	XC	LM	LM	CH	CH	XC	LM	LM	LM
	2V08	2J56	1R28	2D28	2V10	1R30	1M46 C □◇ ≡	2J58	1R32	1M50 A □◇ ≡	2V12	2J60	1R36	2D36	1M54 C □◇ ≡	2V16	2J62	2V17
Stratford-upon-Avon (SAV)	d	1227			1327						1427					1527		
Stratford Parkway (STY)	d	1231			1331						1431					1531		
Wilmcote (WMC)	d	1234			1334						1434					1534		
Wootton Waven (WWW)	d	1238x			1338x						1438x					1538x		
Henley-in-Arden (HNL)	d	1242			1342						1442					1542		
Danzey (DZY)	d																	
Wood End (WDE)	d																	
The Lakes (TLK)	d	1249x			1349x						1449x					1549x		
Earlwood (West Midlands) (EWD)	d	1252			1352						1452					1552		
Wythall (WYT)	d	1254			1354						1454					1554		
Whitlocks End (WTE)	d	1257			1357						1457					1557		
Shirley (SRL)	d	1300			1400						1500					1600		
Yardley Wood (YRD)	d	1302			1402						1502					1602		
Hall Green (HLG)	d	1306			1406						1506					1606		
Spring Road (SRI)	d	1308			1408						1508					1608		
London Marylebone (MYB) 	d		1200			1237			1300					1400				
Leamington Spa (LMS)	d		1327	1340		1357	1415		1431	1515				1527	1540	1615		
Warwick (WRW)	d		1331	1345		1401			1437					1531	1545			
Warwick Parkway (WRP)	d		1335			1405			1443					1535				
Hatton (HTN)	d		1341	1352a										1541	1552a			
Lapworth (LPW)	d		1347											1547				
Dorridge (DDG)	d	1327	1353			1415		1427	1455			1527	1553				1627	
Widney Manor (WMR)	d	1332						1432				1532					1632	
Solihull (SOL)	d	1335	1358			1421		1435	1501			1535	1558				1635	
Olton (OLT)	d	1338						1438				1538					1638	
Acocks Green (ACG)	d	1341						1441				1541					1641	
Tyseley (TYS)	d	1311			1411						1511					1611		
Small Heath (SMA)	d																	
Birmingham New Street (BHM) 	a						1448			1548					1648			
Birmingham Moor Street (BMO)	d	1317	1348	1409a		1417	1432a		1448	1512a		1517	1548	1609a		1617	1648	1702
Birmingham Snow Hill (BSW) 	a	1319	1350			1419			1450			1519	1550			1619	1650	1704
Birmingham Snow Hill (BSW) 	d	1322	1352			1422			1452			1522	1552			1622	1651	1706
Jewellery Quarter (JEQ) 	d	1324	1354			1424			1454			1524	1554			1624	1653	
The Hawthorns (THW) 	d	1328	1358			1428			1458			1528	1558			1628	1657	
Smethwick Galton Bridge (SGB) 	d	1331	1401			1431			1501			1531	1601			1631	1700	
Langley Green (LGG)	d		1404						1504				1604				1703	
Rowley Regis (ROW)	d	1337	1407			1437			1507			1537	1607			1637	1706	
Old Hill (OHL)	d		1410						1510				1610				1709	
Cradley Heath (CRA)	d	1342	1414			1442			1514			1542	1614			1642	1713	
Lye (LYE)	d		1417						1517				1617				1716	
Stourbridge Junction (SBJ) 	a	1347	1421			1447			1521			1547	1621			1647	1720	1723
Stourbridge Junction (SBJ) 	d	1347				1447						1547				1647		1724
Hagley (HAG)	d	1351				1451						1551				1651		1727
Blakedown (BKD)	d					1454												
Kidderminster (KID)	a	1356				1459						1556				1656		1733
Kidderminster (KID)	d	1357				1459						1557				1657		1733
Hartlebury (HBY)	d																	
Droitwich Spa (DTW)	d	1408				1511						1608				1708		1745
Worcester Shrub Hill (WOS) 	a																	1752
Worcester Foregate Street (WOF) 	a	1417				1520						1617				1717		
Malvern Link (MVL)	a																	
Great Malvern (GMV)	a																	

**NOTES** (see introductory pages for explanation of train operator codes and standard symbols)

- a Arrival time
- d Departure time
- x Stops on request

- A From Reading to Manchester Piccadilly, see table 50
- C From Bournemouth to Manchester Piccadilly, see table 50

## Leamington Spa and Stratford-upon-Avon to Birmingham, Stourbridge, Kidderminster and Worcester

### Sundays

Operator Train ID Days of operation/Notes 1st Class/Reservations/Bus Catering facilities	CH	LM	LM	XC	CH	LM	LM	CH	XC	CH	XC	LM	CH	CH	LM	CH	XC	CH
	1R40	2V18	2J64	1M58 A A A	1R44	2V20	2B66	2D44	1M62 C C C	1K48	1M66 A A A	2V22	1R52	2D52	2V28	1R54	1M70 C C C	1R56
Stratford-upon-Avon (SAV)	d	1627				1727						1827				1927		
Stratford Parkway (STY)	d	1631				1731						1831				1931		
Wilmcote (WMC)	d	1634				1734						1834				1934		
Wootton Waven (WWW)	d	1638x				1738x						1838x				1938x		
Henley-in-Arden (HNL)	d	1642				1743						1843				1943		
Danzey (DZY)	d																	
Wood End (WDE)	d																	
The Lakes (TLK)	d	1649x				1749x						1849x				1949x		
Earlwood (West Midlands) (EWD)	d	1652																
Wythall (WYT)	d	1654				1753						1853				1953		
Whitlocks End (WTE)	d	1657				1756						1856				1956		
Shirley (SRL)	d	1700				1759						1859				1959		
Yardley Wood (YRD)	d	1702				1801						1901				2001		
Hall Green (HLG)	d	1706				1805						1905				2005		
Spring Road (SRI)	d	1708				1807						1907				2007		
London Marylebone (MYB)	10 d	1500			1600				1700		1800		1900			2000		2100
Leamington Spa (LMS)	d	1631		1715	1727			1740	1815	1827	1915		1927	1940		1958	2015	2028
Warwick (WRW)	d	1637			1731			1745		1832			1931	1945		2003		2034
Warwick Parkway (WRP)	d	1643			1735					1838			1935			2007		2040
Hatton (HTN)	d				1741			1752a					1941	1952a				
Lapworth (LPW)	d				1747								1947					
Dorridge (DDG)	d	1655		1727	1753		1827			1850			1953			2017		2052
Widney Manor (WMR)	d			1732			1832											
Solihull (SOL)	d	1701		1735	1758		1835			1856			1958			2023		2058
Olton (OLT)	d			1738			1838											
Acoccks Green (ACG)	d			1741			1841											
Tyseley (TYS)	d	1711				1810						1910			2010			
Small Heath (SMA)	d																	
Birmingham New Street (BHM)	12 a			1748					1848		1948						2048	
Birmingham Moor Street (BMO)	d	1712a	1717	1748		1809a	1815	1848		1906		1915	2009a		2015	2034a		2109a
Birmingham Snow Hill (BSW)	a	1719	1750			1817	1850			1908		1917			2017			
Birmingham Snow Hill (BSW)	d	1722	1752			1822				1910		1922			2022			
Jewellery Quarter (JEQ)	d	1724	1754			1824						1924			2024			
The Hawthorns (THW)	d	1728	1758			1828						1928			2028			
Smethwick Galton Bridge (SGB)	7 d	1731	1801			1831						1931			2031			
Langley Green (LGG)	d		1804															
Rowley Regis (ROW)	d	1737	1807			1837				1923		1937			2037			
Old Hill (OHL)	d		1810															
Cradley Heath (CRA)	d	1742	1814			1842						1942			2042			
Lye (LYE)	d		1817															
Stourbridge Junction (SBJ)	2 a	1747	1821			1847				1932		1947			2047			
Stourbridge Junction (SBJ)	2 d	1747				1847				1934		1947			2047			
Hagley (HAG)	d	1751				1851						1951			2051			
Blakedown (BKD)	d					1854												
Kidderminster (KID)	a	1756				1859				1945		1957			2057			
Kidderminster (KID)	d	1759				1859						1957			2057			
Hartlebury (HBY)	d																	
Droitwich Spa (DTW)	d	1811				1911						2009			2109			
Worcester Shrub Hill (WOS)	7 a					1919						2017			2117			
Worcester Foregate Street (WOF)	7 a	1821													2124			
Malvern Link (MVL)	a														2134			
Great Malvern (GMV)	a														2137			

**NOTES** (see introductory pages for explanation of train operator codes and standard symbols)

- a Arrival time
- d Departure time
- x Stops on request

- A From Reading to Manchester Piccadilly, see table 50
- C From Bournemouth to Manchester Piccadilly, see table 50

## Leamington Spa and Stratford-upon-Avon to Birmingham, Stourbridge, Kidderminster and Worcester

### Sundays

Operator Train ID Days of operation/Notes 1st Class/Reservations/Bus	CH	XC	LM	CH	XC	LM	CH	CH
	1K58	1M74 A □◇	2V30	1R60	1M78 D □◇	2V32	1R64	1R68
Stratford-upon-Avon (SAV)	d							
Stratford Parkway (STY)	d							
Wilmcote (WMC)	d							
Wootton Wawen (WWW)	d							
Henley-in-Arden (HNL)	d							
Danzey (DZY)	d							
Wood End (WDE)	d							
The Lakes (TLK)	d							
Earlswood (West Midlands) (EWD)	d							
Wythall (WYT)	d							
Whitlocks End (WTE)	d							
Shirley (SRL)	d							
Yardley Wood (YRD)	d							
Hall Green (HLG)	d							
Spring Road (SRI)	d							
London Marylebone (MYB)	10 d	1937			2000		2100	2208
Leamington Spa (LMS)	d	2058	2115		2132	2212	2225	2327
Warwick (WRW)	d	2103			2136		2231	2332
Warwick Parkway (WRP)	d	2107			2140		2237	2337
Hatton (HTN)	d				2146			
Lapworth (LPW)	d				2152			
Dorridge (DDG)	d	2117			2158		2249	2347
Widney Manor (WMR)	d							
Solihull (SOL)	d	2123			2203		2255	2353
Olton (OLT)	d							
Acocks Green (ACG)	d							
Tyseley (TYS)	d							
Small Heath (SMA)	d							
Birmingham New Street (BHM)	12 a		2148			2244		
Birmingham Moor Street (BMO)	d	2133		2143	2214a		2251	2306a 0004a
Birmingham Snow Hill (BSW)	a	2135		2145			2253	
Birmingham Snow Hill (BSW)	d	2137		2146			2255	
Jewellery Quarter (JEQ)	d			2148			2257	
The Hawthorns (THW)	d			2152			2301	
Smethwick Galton Bridge (SGB)	7 d			2155			2304	
Langley Green (LGG)	d							
Rowley Regis (ROW)	d	2150		2200			2310	
Old Hill (OHL)	d							
Cradley Heath (CRA)	d			2205			2315	
Lye (LYE)	d							
Stourbridge Junction (SBJ)	2 a	2159		2210			2320	
Stourbridge Junction (SBJ)	2 d	2200		2210			2322	
Hagley (HAG)	d			2214			2325	
Blakedown (BKD)	d							
Kidderminster (KID)	a	2210		2219			2331	
Kidderminster (KID)	d			2220			2331	
Hartlebury (HBY)	d							
Droitwich Spa (DTW)	d			2231			2343	
Worcester Shrub Hill (WOS)	7 a			2239			2351	
Worcester Foregate Street (WOF)	7 a							
Malvern Link (MVL)	a							
Great Malvern (GMV)	a							

**NOTES** (see introductory pages for explanation of train operator codes and standard symbols)

a Arrival time  
d Departure time

A From Reading to Manchester Piccadilly, see table 50  
D From Bournemouth, see table 50

## Worcester, Kidderminster and Stourbridge to Birmingham, Leamington Spa and Stratford-upon-Avon

### Mondays to Fridays

Operator	CH	CH	XC	CH	LM	LM	CH	CH	LM	XC	LM	CH	CH	CH	LM	LM	CH	LM
Train ID	1H04	1H07	1002	1H10	2D00	2S02	2L14	1H14	2C02	1004	2H04	1H17	1H23	2L22	2S06	2C06	1H22	2D96
Days of operation/Notes 1st Class/Reservations/Bus Catering facilities			B ◇ ♣							C ◇								
Great Malvern (GMV)	d																	
Malvern Link (MVL)	d																	
Worcester Foregate Street (WOF)	7	d																
Worcester Shrub Hill (WOS)	7	d							0530							0633		
Droitwich Spa (DTW)	d								0538							0641		
Hartlebury (HBY)	d								0545							0648		
Kidderminster (KID)	a								0550							0653		
Kidderminster (KID)	d								0551							0654		
Blakedown (BKD)	d								0555							0659		
Hagley (HAG)	d								0558							0702		
Stourbridge Junction (SBJ)	2	d							0602		0624	0641			0652	0706	0716	
Lye (LYE)	d								0606		0628				0656			
Cradley Heath (CRA)	d								0609		0631				0659	0712	0725c	
Old Hill (OHL)	d								0613		0634				0702			
Rowley Regis (ROW)	d								0616		0638	0652			0706	0718	0732	
Langley Green (LGG)	d								0619		0641				0709			
Smethwick Galton Bridge (SGB)	7	d							0623		0644	0658			0712	0723	0738	
The Hawthorns (THW)	d								0625		0646				0714	0725		
Jewellery Quarter (JEQ)	d								0629		0650				0718	0729	0744	
Birmingham Snow Hill (BSW)	a								0633		0654	0705			0722	0732	0747	
Birmingham Snow Hill (BSW)	d				0611	0622			0635		0656	0707		0719	0725	0733	0749	0759
Birmingham Moor Street (BMO)	d	0515	0542	0610	0614	0625		0633	0638		0700	0711		0722	0728	0736	0753	0802
Birmingham New Street (BHM)	12	d	0604							0704								
Small Heath (SMA)	d					0628			0642						0731	0740		
Tyseley (TYS)	d					0631			0645						0734	0743		
Acocks Green (ACG)	d				0619				0648		0707			0729		0746		
Olton (OLT)	d				0621				0651		0710			0732		0748		0808
Solihull (SOL)	d	0523	0551	0619	0625			0642	0654		0714	0722		0736		0752	0802	0812
Widney Manor (WMR)	d				0628				0657		0717			0740		0755		0815
Dorridge (DDG)	d		0556	0624	0632			0647	0702a		0721	0729		0751		0800a		0819
Lapworth (LPW)	d				0637						0724			0756				0823
Hatton (HTN)	d										0730			0802				
Warwick Parkway (WRP)	d	0535	0605	0634				0657			0734	0740					0815	
Warwick (WRW)	d		0608				0640	0700			0737		0804	0809				
Leamington Spa (LMS)	a	0541	0612	0636	0640		0646	0705		0739	0742	0746	0809	0816			0820	
London Marylebone (MYB)	10	a	0703	0736	0803			0836				0909	0955				0943	
Spring Road (SRI)	d					0634									0737			
Hall Green (HLG)	d					0636									0739			
Yardley Wood (YRD)	d					0639									0742			
Shirley (SRL)	d					0642									0745			
Whitlocks End (WTE)	d					0645									0748			
Wythall (WYT)	d					0647									0750			
Earlwood (West Midlands) (EWD)	d					0650									0753			
The Lakes (TLK)	d					0652x									0755x			
Wood End (WDE)	d					0655x									0758x			
Danzey (DZY)	d					0658x									0801x			
Henley-in-Arden (HNL)	d					0703									0806			
Wootton Waven (WWW)	d					0706x									0809x			
Wilmcote (WMC)	d					0711									0814			
Stratford Parkway (STY)	d				0652	0714									0817			
Stratford-upon-Avon (SAV)	a				0655	0720									0823			0848

NOTES (see introductory pages for explanation of train operator codes and standard symbols)

- a Arrival time
- d Departure time
- x Stops on request
- c Arrives 3 minutes earlier

- B To Bournemouth, see table 50
- C From Manchester Piccadilly to Bournemouth, see table 50



## Worcester, Kidderminster and Stourbridge to Birmingham, Leamington Spa and Stratford-upon-Avon

### Mondays to Fridays

Operator	LM	XC	CH	LM	LM	CH	LM	LM	CH	XC	CH	LM	CH	LM	CH	LM	LM	XC	
Train ID	2S10	1006	1H26	2S12	2C10	1H27	2D11	2S16	2L28	1008	1H28	2S18	2L30	2C14	1H30	2D16	2S22	1010	
Days of operation/Notes 1st Class/Reservations/Bus Catering facilities		D ◇								C ◇ ≡								E ◇ ≡	
Great Malvern (GMV)	d																		
Malvern Link (MVL)	d																		
Worcester Foregate Street (WOF) <b>7</b>	d				0732			0805					0841						
Worcester Shrub Hill (WOS) <b>7</b>	d																	0906	
Droitwich Spa (DTW)	d				0741			0814					0851					0915	
Hartlebury (HBY)	d				0748			0821										0922	
Kidderminster (KID)	a				0753			0826					0900					0927	
Kidderminster (KID)	d	0720			0754	0807		0827				0844		0901		0914	0928		
Blakedown (BKD)	d	0724			0759	0813		0831				0849				0918	0932		
Hagley (HAG)	d	0727			0803	0818		0834				0852				0922	0935		
Stourbridge Junction (SBJ) <b>2</b>	d	0731		0756	0807	0823	0827	0838				0856		0909		0926	0939		
Lye (LYE)	d	0735		0800			0831					0900				0930			
Cradley Heath (CRA)	d	0738		0802	0813		0833	0844				0903		0914		0933	0945		
Old Hill (OHL)	d	0742		0806			0837					0906				0936			
Rowley Regis (ROW)	d	0745		0809	0819	0835c	0840	0850				0910		0920		0940	0950		
Langley Green (LGG)	d	0748		0812			0843					0913				0943			
Smethwick Galton Bridge (SGB) <b>7</b>	d	0752		0816	0825		0847	0855				0916		0925		0946	0955		
The Hawthorns (THW)	d	0754		0818	0828		0849	0858				0918		0927		0948	0957		
Jewellery Quarter (JEQ)	d	0758		0822	0832		0853	0902				0922		0931		0952	1001		
Birmingham Snow Hill (BSW)	a	0802		0826	0835	0846	0857	0906				0926		0935		0956	1005		
Birmingham Snow Hill (BSW)	d	0804		0822	0828	0837	0851	0859	0908		0912	0928		0937		0958	1007		
Birmingham Moor Street (BMO)	d	0807		0825	0831	0840	0855	0902	0911		0915	0931	0934	0940	0955	1001	1010		
Birmingham New Street (BHM) <b>12</b>	d		0804							0904								1004	
Small Heath (SMA)	d	0810			0843			0914						0943			1013		
Tyseley (TYS)	d	0814			0846			0918						0947			1017		
Acocks Green (ACG)	d				0849		0908							0949		1007			
Olton (OLT)	d				0852		0910							0952		1010			
Solihull (SOL)	d		0837		0856	0907	0914			0925		0943		0956	1004	1013			
Widney Manor (WMR)	d				0859		0917							0959		1017			
Dorridge (DDG)	d		0852		0907a		0921			0930		0951	1006a		1021				
Lapworth (LPW)	d											0955							
Hatton (HTN)	d											1000							
Warwick Parkway (WRP)	d		0902			0919					0940				1016				
Warwick (WRW)	d		0905						0928		0943		1006						
Leamington Spa (LMS)	a		0836	0909		0924			0934	0936	0947		1016		1022				1036
London Marylebone (MYB) <b>10</b>	a		1036			1042					1108				1145				
Spring Road (SRI)	d	0816		0837				0921				0937					1019		
Hall Green (HLG)	d	0819		0839				0923				0939					1022		
Yardley Wood (YRD)	d	0821		0842				0926				0942					1024		
Shirley (SRL)	d	0825		0845				0929				0945					1028		
Whitlocks End (WTE)	d	0829a		0848				0932a				0948					1032a		
Wythall (WYT)	d			0850								0950							
Earlwood (West Midlands) (EWD)	d			0853								0953							
The Lakes (TLK)	d			0855x								0955x							
Wood End (WDE)	d			0858x								0958x							
Danzey (DZY)	d			0901x								1001x							
Henley-in-Arden (HNL)	d			0906								1006							
Wootton Waven (WWW)	d			0909x								1009x							
Wilmcote (WMC)	d			0914								1014							
Stratford Parkway (STY)	d			0917			0938					1017				1038			
Stratford-upon-Avon (SAV)	a			0921			0943					1023				1041			

**NOTES** (see introductory pages for explanation of train operator codes and standard symbols)

- a Arrival time
- d Departure time
- x Stops on request
- c Arrives 3 minutes earlier

- C From Manchester Piccadilly to Bournemouth, see table 50
- D From Nottingham to Reading, see table 50
- E From Manchester Piccadilly to Reading, see table 50

## Worcester, Kidderminster and Stourbridge to Birmingham, Leamington Spa and Stratford-upon-Avon

### Mondays to Fridays

Operator	CH	LM	LM	CH	CH	LM	LM	XC	CH	LM	XC	CH	LM	CH	LM	LM	LM	LM
Train ID	1H32	2S24	2C20	2L33	1H33	2D22	2S28	1012	1H35	2S30	1V85	2L41	2C26	1H41	2D28	2S34	2S36	2C32
Days of operation/Notes 1st Class/Reservations/Bus Catering facilities								C A A			A A A							
Great Malvern (GMV)	d																	
Malvern Link (MVL)	d																	
Worcester Foregate Street (WOF)	7 d		0949				1006						1042			1106		1142
Worcester Shrub Hill (WOS)	7 d																	
Droitwich Spa (DTW)	d		0958				1015						1051			1115		1151
Hartlebury (HBY)	d						1022									1122		
Kidderminster (KID)	a		1008				1027						1101			1127		1201
Kidderminster (KID)	d	0945	1008			1014	1028			1045			1101		1115	1128	1145	1201
Blakedown (BKD)	d	0949				1018				1049					1119		1149	
Hagley (HAG)	d	0953				1022	1034			1052					1122	1134	1152	
Stourbridge Junction (SBJ)	2 d	0957	1016			1026	1038			1056			1109		1126	1138	1156	1209
Lye (LYE)	d	1001				1029				1100					1130		1200	
Cradley Heath (CRA)	d	1003				1033	1044			1103			1115		1133	1144	1203	1215
Old Hill (OHL)	d	1007				1035				1106					1136		1206	
Rowley Regis (ROW)	d	1010				1040	1049			1110			1120		1140	1149	1210	1220
Langley Green (LGG)	d	1013				1043				1113					1143		1213	
Smethwick Galton Bridge (SGB)	7 d	1017	1029			1046	1055			1116			1125		1146	1155	1216	1225
The Hawthorns (THW)	d	1019				1048	1057			1118			1127		1148	1157	1218	1227
Jewellery Quarter (JEQ)	d	1023				1052	1101			1122			1131		1152	1201	1222	1231
Birmingham Snow Hill (BSW)	a	1027	1036			1056	1105			1126			1135		1156	1205	1226	1235
Birmingham Snow Hill (BSW)	d	1012	1028	1037		1058	1107			1128			1137		1158	1207	1228	1237
Birmingham Moor Street (BMO)	d	1015	1031	1040	1055	1101	1110		1115	1131		1134	1140	1155	1201	1210	1231	1240
Birmingham New Street (BHM)	12 d							1104			1133							
Small Heath (SMA)	d		1043				1113						1143			1213		1243
Tyseley (TYS)	d		1047				1117						1147			1217		1247
Acocks Green (ACG)	d		1049			1107							1149		1207			1249
Olton (OLT)	d		1052			1109							1152		1209			1252
Solihull (SOL)	d	1024	1056		1104	1113			1124			1143	1156	1203	1213			1256
Widney Manor (WMR)	d		1059			1116							1159		1216			1259
Dorridge (DDG)	d	1029	1104a			1120			1129			1152	1206a		1220			1306a
Lapworth (LPW)	d											1156						
Hatton (HTN)	d											1201						
Warwick Parkway (WRP)	d	1039			1117				1139					1215				
Warwick (WRW)	d	1043		1108					1142			1207		1218				
Leamington Spa (LMS)	a	1048		1116	1122			1136	1146		1200	1216		1222				
London Marylebone (MYB)	a	1210			1245				1315					1405				
Spring Road (SRI)	d	1037				1119				1137						1219	1237	
Hall Green (HLG)	d	1039				1122				1139						1222	1239	
Yardley Wood (YRD)	d	1042				1124				1142						1224	1242	
Shirley (SRL)	d	1045				1128				1145						1228	1245	
Whitlocks End (WTE)	d	1048				1132a				1148						1232a	1248	
Wythall (WYT)	d	1050								1150							1250	
Earlwood (West Midlands) (EWD)	d	1053								1153							1253	
The Lakes (TLK)	d	1055x								1155x							1255x	
Wood End (WDE)	d	1058x								1158x							1258x	
Danzey (DZY)	d	1101x								1201x							1301x	
Henley-in-Arden (HNL)	d	1106								1206							1306	
Wootton Waven (WWW)	d	1109x								1209x							1309x	
Wilmcote (WMC)	d	1114								1214							1314	
Stratford Parkway (STY)	d	1117				1137				1217					1238		1317	
Stratford-upon-Avon (SAV)	a	1123				1143				1223					1244		1323	

NOTES (see introductory pages for explanation of train operator codes and standard symbols)

- a Arrival time
- d Departure time
- x Stops on request

- A To Banbury, see table 113
- C From Manchester Piccadilly to Bournemouth, see table 50

## Worcester, Kidderminster and Stourbridge to Birmingham, Leamington Spa and Stratford-upon-Avon

### Mondays to Fridays

Operator	XC	CH	CH	LM	LM	XC	CH	LM	XC	CH	LM	CH	LM	LM	XC	CH	LM	LM
Train ID	1014	2L45	1H45	2D34	2S40	1016	1H47	2S42	1V87	2L48	2C38	1H48	2D40	2S46	1018	1H51	2S48	2C44
Days of operation/Notes	E					C			F						E			
1st Class/Reservations/Bus	1					1			1						1			
Catering facilities	⚡					⚡			⚡						⚡			
Great Malvern (GMV)	d																	
Malvern Link (MVL)	d																	
Worcester Foregate Street (WOF) <b>7</b>	d				1206						1242							1342
Worcester Shrub Hill (WOS) <b>7</b>	d													1308				
Droitwich Spa (DTW)	d				1215						1251			1316				1351
Hartlebury (HBY)	d				1222									1323				
Kidderminster (KID)	a				1227						1301			1328				1401
Kidderminster (KID)	d			1215	1228			1245			1301		1315	1329			1345	1401
Blakedown (BKD)	d			1219				1249					1319				1349	
Hagley (HAG)	d			1222	1234			1252					1322	1335			1352	
Stourbridge Junction (SBJ) <b>2</b>	d			1226	1238			1256			1309		1326	1339			1356	1409
Lye (LYE)	d			1230				1300					1330				1400	
Cradley Heath (CRA)	d			1233	1244			1303			1315		1333	1344			1403	1415
Old Hill (OHL)	d			1236				1306					1336				1406	
Rowley Regis (ROW)	d			1240	1249			1310			1320		1340	1350			1410	1420
Langley Green (LGG)	d			1243				1313					1343				1413	
Smethwick Galton Bridge (SGB) <b>7</b>	d			1246	1255			1316			1325		1346	1355			1416	1425
The Hawthorns (THW)	d			1248	1257			1318			1327		1348	1357			1418	1427
Jewellery Quarter (JEQ)	d			1252	1301			1322			1331		1352	1401			1422	1431
Birmingham Snow Hill (BSW)	a			1256	1305			1326			1335		1356	1405			1426	1435
Birmingham Snow Hill (BSW)	d			1258	1307		1312	1328			1337		1358	1407		1412	1428	1437
Birmingham Moor Street (BMO)	d		1255	1301	1310		1315	1331		1335	1340	1355	1401	1410		1415	1431	1440
Birmingham New Street (BHM) <b>10</b>	d	1204				1304			1333						1404			
Small Heath (SMA)	d				1313						1343			1413				1443
Tyseley (TYS)	d				1317						1347			1417				1447
Acocks Green (ACG)	d			1307							1349		1407					1449
Olton (OLT)	d			1310							1352		1409					1452
Solihull (SOL)	d		1304	1313			1324			1344	1356	1404	1413			1424		1456
Widney Manor (WMR)	d			1317							1359		1416					1459
Dorridge (DDG)	d			1321			1330			1353	1406a		1420			1429		1506a
Lapworth (LPW)	d									1357								
Hatton (HTN)	d									1403								
Warwick Parkway (WRP)	d			1316			1340						1415				1439	
Warwick (WRW)	d		1308				1343			1409							1442	
Leamington Spa (LMS)	a	1236	1316	1322		1337	1348		1401	1420			1421		1436	1446		
London Marylebone (MYB) <b>10</b>	a			1453			1511						1545			1610		
Spring Road (SRI)	d				1319			1337						1419				1437
Hall Green (HLG)	d				1322			1339						1422				1439
Yardley Wood (YRD)	d				1324			1342						1424				1442
Shirley (SRL)	d				1328			1345						1428				1445
Whitlocks End (WTE)	d				1332a			1348						1432a				1448
Wythall (WYT)	d							1350										1450
Earlwood (West Midlands) (EWD)	d							1353										1453
The Lakes (TLK)	d							1355x										1455x
Wood End (WDE)	d							1358x										1458x
Danzey (DZY)	d							1401x										1501x
Henley-in-Arden (HNL)	d							1406										1506
Wootton Waven (WWW)	d							1409x										1509x
Wilmcote (WMC)	d							1414										1514
Stratford Parkway (STY)	d			1338				1417					1437					1517
Stratford-upon-Avon (SAV)	a			1341				1423					1442					1523

**NOTES** (see introductory pages for explanation of train operator codes and standard symbols)

- a Arrival time
- d Departure time
- x Stops on request

- C From Manchester Piccadilly to Bournemouth, see table 50
- E From Manchester Piccadilly to Reading, see table 50
- F From Newcastle to Banbury, see table 50

## Worcester, Kidderminster and Stourbridge to Birmingham, Leamington Spa and Stratford-upon-Avon

### Mondays to Fridays

Operator	CH	CH	LM	LM	XC	CH	LM	CH	LM	LM	LM	XC	CH	LM	LM	CH	LM	XC	
Train ID	2L53	1H53	2D46	2S52	1O20	1H56	2S54	2L62	2C50	2D52	2S58	1O22	1H64	2S60	2C56	1H66	2D58	1O24	
Days of operation/Notes 1st Class/Reservations/Bus Catering facilities					C ◇ ⌘					G		C ◇ ⌘				H		E ◇ ⌘	
Great Malvern (GMV)	d																		
Malvern Link (MVL)	d																		
Worcester Foregate Street (WOF)	7 d			1406					1442						1542				
Worcester Shrub Hill (WOS)	7 d											1506							
Droitwich Spa (DTW)	d			1415					1451			1514			1551				
Hartlebury (HBY)	d			1422								1521							
Kidderminster (KID)	a			1427					1501			1526			1601				
Kidderminster (KID)	d			1415	1428			1445	1501	1515	1527			1545	1601			1615	
Blakedown (BKD)	d			1419				1449			1519			1549				1619	
Hagley (HAG)	d			1422	1434			1452			1523	1534		1552				1622	
Stourbridge Junction (SBJ)	2 d			1426	1438			1456	1509	1527	1538			1556	1609			1626	
Lye (LYE)	d			1430				1500			1531			1600				1630	
Cradley Heath (CRA)	d			1433	1444			1503	1515	1534	1544			1603	1615			1633	
Old Hill (OHL)	d			1436				1506			1538			1606				1636	
Rowley Regis (ROW)	d			1440	1449			1510	1520	1541	1549			1610	1620			1640	
Langley Green (LGG)	d			1443				1513			1544			1613				1643	
Smethwick Galton Bridge (SGB)	7 d			1446	1455			1516	1525	1547	1555			1616	1625			1646	
The Hawthorns (THW)	d			1448	1457			1518	1527	1549	1557			1618	1627			1648	
Jewellery Quarter (JEQ)	d			1452	1501			1522	1531	1553	1601			1622	1631			1652	
Birmingham Snow Hill (BSW)	a			1456	1505			1526	1535	1557	1605			1626	1635			1656	
Birmingham Snow Hill (BSW)	d			1458	1507			1512	1528	1537	1559	1607		1612	1628	1637	1651	1658	
Birmingham Moor Street (BMO)	d		1455	1501	1510			1515	1531	1540	1602	1610		1615	1631	1640	1654	1701	
Birmingham New Street (BHM)	10 d				1504								1604					1704	
Small Heath (SMA)	d			1513					1543		1613				1643				
Tyseley (TYS)	d			1517					1547		1617				1647				
Acocks Green (ACG)	d			1507					1549	1608					1649			1707	
Olton (OLT)	d			1509					1552	1610					1652			1710	
Solihull (SOL)	d		1504	1513			1524		1544	1556	1614		1624		1656	1703		1714	
Widney Manor (WMR)	d			1516					1559	1617					1659			1717	
Dorridge (DDG)	d			1520			1530		1553	1606a	1621		1629		1706a			1721	
Lapworth (LPW)	d								1557	1625								1724	
Hatton (HTN)	d								1603					1637					
Warwick Parkway (WRP)	d		1516				1539							1642			1714		
Warwick (WRW)	d	1508					1543		1609					1645			1717		
Leamington Spa (LMS)	a	1516	1521		1536	1547		1620				1636	1649				1721		1736
London Marylebone (MYB)	a		1642			1715							1820				1841		
Spring Road (SRI)	d			1519				1537				1619			1637				
Hall Green (HLG)	d			1522				1539				1622			1639				
Yardley Wood (YRD)	d			1524				1542				1624			1642				
Shirley (SRL)	d			1528				1545				1628			1645				
Whitlocks End (WTE)	d			1532a				1548				1632a			1648				
Wythall (WYT)	d							1550							1650				
Earlwood (West Midlands) (EWD)	d							1553							1653				
The Lakes (TLK)	d							1555x							1655x				
Wood End (WDE)	d							1558x							1658x				
Danzey (DZY)	d							1601x							1701x				
Henley-in-Arden (HNL)	d							1606							1706				
Wootton Waven (WWW)	d							1609x							1709x				
Wilmcote (WMC)	d							1614			1644				1714			1742	
Stratford Parkway (STY)	d			1537				1617			1647				1717			1745	
Stratford-upon-Avon (SAV)	a			1542				1623			1650				1723			1750	

NOTES (see introductory pages for explanation of train operator codes and standard symbols)

- a Arrival time
- d Departure time
- x Stops on request

- C From Manchester Piccadilly to Bournemouth, see table 50
- E From Manchester Piccadilly to Reading, see table 50
- G Also calls at Claverdon 1635 and Bearley 1640
- H Also calls at Claverdon 1733 and Bearley 1738

## Worcester, Kidderminster and Stourbridge to Birmingham, Leamington Spa and Stratford-upon-Avon

### Mondays to Fridays

Operator	CH	LM	CH	LM	LM	CH	CH	LM	LM	XC	LM	CH	LM	LM	LM	XC	CH	LM
Train ID	1H68	2S64	2L71	2S68	2C24	1U71	1H72	2D64	2S72	1026	2S74	1H75	2H28	2C76	2S76	1068	1H78	2S78
Days of operation/Notes 1st Class/Reservations/Bus Catering facilities						A				C ◇ ♣						E ◇ ♣		
Great Malvern (GMV)	d																	
Malvern Link (MVL)	d																	
Worcester Foregate Street (WOF)	7 d	1611			1642				1706				1742					
Worcester Shrub Hill (WOS)	7 d														1806			
Droitwich Spa (DTW)	d	1620			1651				1715				1751		1815			
Hartlebury (HBY)	d	1627							1722				1758		1822			
Kidderminster (KID)	a	1632			1701				1727				1803		1827			
Kidderminster (KID)	d	1633		1645	1701			1715	1728		1745		1804	1815	1828			1845
Blakedown (BKD)	d	1637		1649				1719			1749		1819					1849
Hagley (HAG)	d	1640		1652				1723	1734		1752		1810	1822	1834			1852
Stourbridge Junction (SBJ)	2 d	1644		1656	1709			1726	1738		1756		1814	1826	1838			1856
Lye (LYE)	d			1700				1730			1800		1830					1900
Cradley Heath (CRA)	d	1650		1703	1715			1733	1744		1803		1819	1833	1844			1903
Old Hill (OHL)	d			1706				1736			1806		1836					1906
Rowley Regis (ROW)	d	1655		1710	1720			1740	1749		1810		1824	1840	1849			1909
Langley Green (LGG)	d			1713				1743			1813		1843					1912
Smethwick Galton Bridge (SGB)	7 d	1700		1716	1725			1746	1755		1816		1830	1846	1855			1916
The Hawthorns (THW)	d	1702		1718	1727			1748	1757		1818		1832	1848	1857			1918
Jewellery Quarter (JEQ)	d	1706		1722	1731			1752	1801		1822		1837	1852	1901			1922
Birmingham Snow Hill (BSW)	a	1710		1726	1735			1756	1805		1826		1841	1856	1905			1926
Birmingham Snow Hill (BSW)	d	1707	1711		1728	1736		1752	1758	1807		1828	1832	1846	1859	1907		1926
Birmingham Moor Street (BMO)	d	1710	1714	1721	1731	1739		1755	1801	1810		1831	1835	1849	1902	1910		1917
Birmingham New Street (BHM)	12 d										1804						1904	
Small Heath (SMA)	d		1717		1742					1813						1913		1933
Tyseley (TYS)	d		1721		1745					1817						1917		1936
Acocks Green (ACG)	d				1748				1809				1842	1856	1908			
Olton (OLT)	d				1751				1812				1845	1858	1911			
Solihull (SOL)	d	1719		1730	1754		1804		1816				1849	1902	1915		1929	
Widney Manor (WMR)	d	1722			1757				1819				1853	1905	1918			
Dorridge (DDG)	d	1726		1735	1806a		1809		1824				1857	1909	1925a		1934	
Lapworth (LPW)	d			1739			1813		1829					1913			1938	
Hatton (HTN)	d			1745			1819							1918			1944	
Warwick Parkway (WRP)	d	1736					1824					1907	1922				1949	
Warwick (WRW)	d	1739		1751		1805	1827						1925				1953	
Leamington Spa (LMS)	a	1743		1758		1809	1831			1836		1912	1929			1936	1957	
London Marylebone (MYB)	a	1914					2008					2037					2137	
Spring Road (SRI)	d		1724		1738				1819		1838				1919			1938
Hall Green (HLG)	d		1726		1740				1822		1841				1922			1940
Yardley Wood (YRD)	d		1729		1742				1824		1843				1924			1943
Shirley (SRL)	d		1733		1746				1828		1847				1928			1946
Whitlocks End (WTE)	d		1737a		1749				1832a		1850				1932a			1949
Wythall (WYT)	d				1751						1852							1951
Earlwood (West Midlands) (EWD)	d				1754						1855							1954
The Lakes (TLK)	d				1756x						1857x							1956x
Wood End (WDE)	d				1759x						1900x							1959x
Danzey (DZY)	d				1802x						1902x							2002x
Henley-in-Arden (HNL)	d				1807						1907							2007
Wootton Waven (WWW)	d				1810x						1910x							2010x
Wilmcote (WMC)	d				1815						1916							2015
Stratford Parkway (STY)	d				1818			1854			1919							2018
Stratford-upon-Avon (SAV)	a				1824			1858			1923							2024

NOTES (see introductory pages for explanation of train operator codes and standard symbols)

- a Arrival time
- d Departure time
- x Stops on request

- A To Banbury, see table 113
- C From Manchester Piccadilly to Bournemouth, see table 50
- E From Manchester Piccadilly to Reading, see table 50

## Worcester, Kidderminster and Stourbridge to Birmingham, Leamington Spa and Stratford-upon-Avon

### Mondays to Fridays

Operator	LM	LM	LM	XC	CH	LM	LM	LM	XC	CH	LM	LM	CH	XC	CH	LM	LM	LM	
Train ID	2C70	2C80	2B88	1O30	1H80	2S82	2C72	2C84	1O34	1H84	2S86	2C88	2L85	1V94	2U90	2S90	1M90	2C92	
Days of operation/Notes 1st Class/Reservations/Bus Catering facilities				C ◇ ⚡					J ◇ ⚡					E ◇ ⚡	A		K		
Great Malvern (GMV)	d																	2126	
Malvern Link (MVL)	d																	2129	
Worcester Foregate Street (WOF)	7 d	1842					1942				2020					2120		2138	
Worcester Shrub Hill (WOS)	7 d			1913														2150	
Droitwich Spa (DTW)	d	1851		1921			1951				2029					2129		2158	
Hartlebury (HBY)	d			1928							2036					2136			
Kidderminster (KID)	a	1901		1933			2001				2041					2141			
Kidderminster (KID)	d	1901	1915	1935		1944	2002	2015			2042	2116				2143		2216	
Blakedown (BKD)	d		1919	1939		1948		2019			2046	2120				2147		2220	
Hagley (HAG)	d		1922	1943		1952		2022			2049	2123				2151		2223	
Stourbridge Junction (SBJ)	2 d	1909	1926	1947		1956	2010	2026			2053	2127				2155		2227	
Lye (LYE)	d		1930			2000		2030			2057	2131				2159		2231	
Cradley Heath (CRA)	d	1915	1933	1953		2003	2015	2033			2100	2134				2202		2234	
Old Hill (OHL)	d		1937			2006		2037			2103	2138				2205		2238	
Rowley Regis (ROW)	d	1920	1940	1958		2010	2021	2040			2107	2141				2209		2241	
Langley Green (LGG)	d		1943			2013		2043			2110	2144				2212		2244	
Smethwick Galton Bridge (SGB)	7 d	1925	1947	2004		2016	2026	2047			2113	2148				2215		2248	
The Hawthorns (THW)	d	1927	1949	2006		2018	2028	2049			2115	2150				2217		2250	
Jewellery Quarter (JEQ)	d	1931	1953	2010		2022	2033	2053			2119	2154				2221		2254	
Birmingham Snow Hill (BSW)	a	1935	1957	2014		2026	2037	2057			2123	2158				2225		2258	
Birmingham Snow Hill (BSW)	d	1938	1958			2015	2028	2039	2058		2110	2128	2200			2211	2228	2259	
Birmingham Moor Street (BMO)	d	1941	2001			2018	2031	2042	2103c		2118e	2131	2203			2214	2231	2302	
Birmingham New Street (BHM)	10 d			2004					2104						2204			2239a	
Small Heath (SMA)	d	1945	2004			2034		2106			2134	2206				2234			
Tyseley (TYS)	d	1948	2007			2037		2109			2137	2209				2237		2307	
Acocks Green (ACG)	d	1950	2010				2048	2112				2212				2222		2309	
Olton (OLT)	d	1953	2012				2051	2114				2214				2225		2312	
Solihull (SOL)	d	1957	2016		2028		2055	2118		2127		2218				2229		2316	
Widney Manor (WMR)	d	2000	2019				2058	2121				2221				2232		2319	
Dorridge (DDG)	d	2007a	2026a		2033		2105a	2128a		2132		2228a				2236		2326a	
Lapworth (LPW)	d									2136						2240			
Hatton (HTN)	d									2142						2246			
Warwick Parkway (WRP)	d				2043					2147						2251			
Warwick (WRW)	d				2046					2150			2200			2254			
Leamington Spa (LMS)	a			2036	2050				2137	2154			2205	2236	2258				
London Marylebone (MYB)	10 a				2218					2312									
Spring Road (SRI)	d					2040					2140					2240			
Hall Green (HLG)	d					2042					2142					2242			
Yardley Wood (YRD)	d					2045					2145					2245			
Shirley (SRL)	d					2048					2148					2248			
Whitlocks End (WTE)	d					2051					2151					2251			
Wythall (WYT)	d					2053					2153					2253			
Earlwood (West Midlands) (EWD)	d					2056					2156					2256			
The Lakes (TLK)	d					2058x					2158x					2258x			
Wood End (WDE)	d					2100x					2200x					2300x			
Danzey (DZY)	d					2102x					2202x					2302x			
Henley-in-Arden (HNL)	d					2107					2207					2307			
Wootton Waven (WWW)	d					2110x					2210x					2310x			
Wilmcote (WMC)	d					2115					2215					2315			
Stratford Parkway (STY)	d					2118					2218					2318			
Stratford-upon-Avon (SAV)	a					2123					2224					2323			

NOTES (see introductory pages for explanation of train operator codes and standard symbols)












- a Arrival time
- d Departure time
- x Stops on request
- c Arrives 3 minutes earlier
- e Arrives 6 minutes earlier

- A To Banbury, see table 113
- C From Manchester Piccadilly to Bournemouth, see table 50
- E From Manchester Piccadilly to Reading, see table 50
- J From Manchester Piccadilly to Southampton Central, see table 50
- K From Hereford, see table 74



## Worcester, Kidderminster and Stourbridge to Birmingham, Leamington Spa and Stratford-upon-Avon

### Mondays to Fridays

Operator Train ID Days of operation/Notes	CH	LM	CH	LM
	2U98 A	2H87	2U95 A	2S94
Great Malvern (GMV)	d			
Malvern Link (MVL)	d			
Worcester Foregate Street (WOF) 	d			2223
Worcester Shrub Hill (WOS) 	d			2230
Droitwich Spa (DTW)	d			2238
Hartlebury (HBY)	d			2245
Kidderminster (KID)	a			2250
Kidderminster (KID)	d			2251
Blakedown (BKD)	d			2255
Hagley (HAG)	d			2259
Stourbridge Junction (SBJ) 	d	2300		2304
Lye (LYE)	d			2308
Cradley Heath (CRA)	d			2310
Old Hill (OHL)	d			2314
Rowley Regis (ROW)	d			2317
Langley Green (LGG)	d			2320
Smethwick Galton Bridge (SGB) 	d			2323
The Hawthorns (THW) 	d			2325
Jewellery Quarter (JEQ) 	d			2329
Birmingham Snow Hill (BSW) 	a	2319		2333
Birmingham Snow Hill (BSW) 	d	2322	2330	2334
Birmingham Moor Street (BMO) 	d	2325	2333	2337
Birmingham New Street (BHM) 	d			
Small Heath (SMA)	d	2328		2340
Tyseley (TYS)	d	2332	2338	2344
Acocks Green (ACG)	d	2335	2341	
Olton (OLT)	d	2337	2344	
Solihull (SOL)	d	2341	2348	
Widney Manor (WMR)	d	2344	2351	
Dorridge (DDG)	d	2347	2355	
Lapworth (LPW)	d	2351	2359	
Hatton (HTN)	d	2356	0005	
Warwick Parkway (WRP)	d	2359	0010	
Warwick (WRW)	d	2333	0002	0013
Leamington Spa (LMS)	a	2337	0008	0017
London Marylebone (MYB) 	a			
Spring Road (SRI)	d			2346
Hall Green (HLG)	d			2349
Yardley Wood (YRD)	d			2351
Shirley (SRL)	d			2355
Whitlocks End (WTE)	d			2359a
Wythall (WYT)	d			
Earlswood (West Midlands) (EWD)	d			
The Lakes (TLK)	d			
Wood End (WDE)	d			
Danzey (DZY)	d			
Henley-in-Arden (HNL)	d			
Wootton Waven (WWW)	d			
Wilmcote (WMC)	d			
Stratford Parkway (STY)	d			
Stratford-upon-Avon (SAV)	a			

**NOTES** (see introductory pages for explanation of train operator codes and standard symbols)

a Arrival time  
d Departure time

A To Banbury, see table 113

## Worcester, Kidderminster and Stourbridge to Birmingham, Leamington Spa and Stratford-upon-Avon

### Saturdays

Operator	XC	CH	LM	CH	LM	XC	CH	LM	LM	CH	LM	LM	CH	XC	CH	LM	CH	LM
Train ID	1002	1H07	2S02	1H09	2C02	1004	1H11	2S06	2C04	1H13	2D05	2S10	CH	1006	1H15	2S12	1H17	2C10
Days of operation/Notes	B					C								D				
1st Class/Reservations/Bus Catering facilities	1◇					1◇								1◇				
Great Malvern (GMV)	d																	
Malvern Link (MVL)	d																	
Worcester Foregate Street (WOF)	7 d															0720		
Worcester Shrub Hill (WOS)	7 d					0545		0621				0701						
Droitwich Spa (DTW)	d					0553		0629				0709					0729	
Hartlebury (HBY)	d					0600		0636				0716					0736	
Kidderminster (KID)	a					0605		0641				0721					0741	
Kidderminster (KID)	d					0606	0637	0642		0712		0722					0742	
Blakedown (BKD)	d					0610		0646				0726					0746	
Hagley (HAG)	d					0614		0649				0730					0749	
Stourbridge Junction (SBJ)	2 d					0618	0646	0653		0722		0735					0753	0805
Lye (LYE)	d					0622		0657				0739						0809
Cradley Heath (CRA)	d					0625		0700				0742				0759		0812
Old Hill (OHL)	d					0628		0703				0745						0815
Rowley Regis (ROW)	d					0632	0657	0707		0733		0749				0804		0819
Langley Green (LGG)	d					0635		0710				0752						0822
Smethwick Galton Bridge (SGB)	7 d					0638	0703	0713		0739		0755				0810		0825
The Hawthorns (THW)	d					0641		0716				0757				0812		0827
Jewellery Quarter (JEQ)	d					0645		0720				0801				0817		0831
Birmingham Snow Hill (BSW)	a					0649	0710	0724		0746		0805				0821		0835
Birmingham Snow Hill (BSW)	d			0625		0650	0712	0725	0737	0748	0758	0807					0827	0837
Birmingham Moor Street (BMO)	d		0615	0628	0637	0653		0716	0728	0740	0752	0801	0810			0815	0830	0835
Birmingham New Street (BHM)	12 d	0604					0704								0804			
Small Heath (SMA)	d			0631		0656		0731				0813						0843
Tyseley (TYS)	d			0634		0659		0734				0817						0847
Acocks Green (ACG)	d					0702			0747		0807							0849
Olton (OLT)	d					0705			0750		0810							0852
Solihull (SOL)	d		0624		0646	0709		0725		0753	0801	0813				0823	0846c	0856
Widney Manor (WMR)	d					0712				0757	0817							0859
Dorridge (DDG)	d		0629		0652	0717a		0730		0802a	0808	0821				0828	0854c	0904a
Lapworth (LPW)	d				0657													0858
Hatton (HTN)	d				0704													0904
Warwick Parkway (WRP)	d		0639		0710			0740			0818					0838		0910
Warwick (WRW)	d		0642		0714			0744					0825		0841			0914
Leamington Spa (LMS)	a	0636	0647		0718		0736	0749			0824		0832	0836	0846			0918
London Marylebone (MYB)	a		0812		0849			0914			0953				1012			1049
Spring Road (SRI)	d			0637				0737				0819					0836	
Hall Green (HLG)	d			0639				0739				0822					0838	
Yardley Wood (YRD)	d			0642				0742				0824					0841	
Shirley (SRL)	d			0645				0745				0828					0844	
Whitlocks End (WTE)	d			0648				0748				0830a					0847	
Wythall (WYT)	d			0650				0750									0850	
Earlwood (West Midlands) (EWD)	d			0653				0753									0852	
The Lakes (TLK)	d			0655x				0755x									0855x	
Wood End (WDE)	d			0658x				0758x									0857x	
Danzey (DZY)	d			0701x				0801x									0900x	
Henley-in-Arden (HNL)	d			0706				0806									0905	
Wootton Waven (WWW)	d			0709x				0809x									0909x	
Wilmcote (WMC)	d			0714				0814									0914	
Stratford Parkway (STY)	d			0717				0817			0838						0917	
Stratford-upon-Avon (SAV)	a			0721				0823			0841						0923	

NOTES (see introductory pages for explanation of train operator codes and standard symbols)

- a Arrival time
- d Departure time
- x Stops on request
- c Arrives 3 minutes earlier

- B To Reading, see table 50
- C From Manchester Piccadilly to Bournemouth, see table 50
- D From Nottingham to Reading, see table 50

## Worcester, Kidderminster and Stourbridge to Birmingham, Leamington Spa and Stratford-upon-Avon

### Saturdays

Operator	LM	LM	XC	CH	LM	CH	LM	LM	LM	LM	XC	CH	CH	LM	LM	LM	XC	CH	
Train ID	2D11	2S16	1008	1H19	2S18	1H21	2C14	2D16	2S22	2S24	1010	2L25	1H25	2C20	2D22	2S28	1012	1H27	
Days of operation/Notes 1st Class/Reservations/Bus Catering facilities	E		C ◇ ♣					F			G ◇ ♣						C ◇ ♣		
Great Malvern (GMV)	d																		
Malvern Link (MVL)	d																		
Worcester Foregate Street (WOF) <b>7</b>	d	0808					0842		0906					0942		1006			
Worcester Shrub Hill (WOS) <b>7</b>	d																		
Droitwich Spa (DTW)	d	0817					0851		0915					0951		1015			
Hartlebury (HBY)	d								0922							1022			
Kidderminster (KID)	a	0827					0901		0927					1001		1027			
Kidderminster (KID)	d	0827			0845		0901	0915	0927	0945				1001	1015	1028			
Blakedown (BKD)	d				0849			0919		0949					1019				
Hagley (HAG)	d	0833			0852			0922	0933	0952					1022	1034			
Stourbridge Junction (SBJ) <b>2</b>	d	0837			0856		0909	0926	0937	0956				1009	1026	1038			
Lye (LYE)	d				0900			0930		1000					1030				
Cradley Heath (CRA)	d	0843			0903		0915	0933	0943	1003				1015	1033	1044			
Old Hill (OHL)	d	0847			0906			0936		1006					1036				
Rowley Regis (ROW)	d	0850			0910		0920	0940	0948	1010				1020	1040	1049			
Langley Green (LGG)	d				0913			0943		1013					1043				
Smethwick Galton Bridge (SGB) <b>7</b>	d	0856			0916		0925	0946	0954	1016				1025	1046	1055			
The Hawthorns (THW)	d	0858			0918		0927	0948	0956	1018				1027	1048	1057			
Jewellery Quarter (JEQ)	d	0902			0922		0931	0952	1000	1022				1031	1052	1101			
Birmingham Snow Hill (BSW)	a	0906			0926		0935	0956	1004	1026				1035	1056	1105			
Birmingham Snow Hill (BSW)	d	0857	0907		0928		0937	0958	1007	1027				1037	1058	1107			
Birmingham Moor Street (BMO)	d	0902c	0910	0914	0931	0937	0940	1001	1010	1030			1037	1040	1101	1110			1114
Birmingham New Street (BHM) <b>12</b>	d		0904								1004						1104		
Small Heath (SMA)	d	0914					0943		1013					1043		1113			
Tyseley (TYS)	d	0917					0947		1017					1047		1117			
Acocks Green (ACG)	d	0908					0949	1007						1049	1107				
Olton (OLT)	d	0910					0952	1009						1052	1110				
Solihull (SOL)	d	0914		0923		0947	0956	1013				1046		1056	1114				1123
Widney Manor (WMR)	d	0917					0959	1016						1059	1117				
Dorridge (DDG)	d	0921		0928		0953	1006a	1020					1052	1106a	1121				1128
Lapworth (LPW)	d												1057						
Hatton (HTN)	d												1104						
Warwick Parkway (WRP)	d			0938		1004							1110						1137
Warwick (WRW)	d			0941		1009						1108	1114						1141
Leamington Spa (LMS)	a		0936	0946		1013					1036	1114	1118				1136		1146
London Marylebone (MYB) <b>10</b>	a			1112		1149							1249						1312
Spring Road (SRI)	d	0919			0937				1019	1036							1119		
Hall Green (HLG)	d	0922			0939				1022	1038							1122		
Yardley Wood (YRD)	d	0924			0942				1024	1041							1124		
Shirley (SRL)	d	0928			0945				1028	1044							1128		
Whitlocks End (WTE)	d	0930a			0947				1030a	1047							1132a		
Wythall (WYT)	d				0950					1050									
Earlwood (West Midlands) (EWD)	d				0952					1052									
The Lakes (TLK)	d				0955x					1055x									
Wood End (WDE)	d				0957x					1057x									
Danzey (DZY)	d				1000x					1100x									
Henley-in-Arden (HNL)	d				1005					1105									
Wootton Waven (WWW)	d				1009x					1109x									
Wilmcote (WMC)	d				1014					1114									
Stratford Parkway (STY)	d	0941			1017			1040		1117					1138				
Stratford-upon-Avon (SAV)	a	0944			1023			1043		1123					1141				

NOTES (see introductory pages for explanation of train operator codes and standard symbols)

- a Arrival time
- d Departure time
- x Stops on request
- c Arrives 3 minutes earlier

- C From Manchester Piccadilly to Bournemouth, see table 50
- E Also calls at Claverdon 0931 and Bearley 0936
- F Also calls at Claverdon 1030 and Bearley 1035
- G From Manchester Piccadilly to Reading, see table 50

## Worcester, Kidderminster and Stourbridge to Birmingham, Leamington Spa and Stratford-upon-Avon

### Saturdays

Operator Train ID Days of operation/Notes 1st Class/Reservations/Bus Catering facilities	LM 2S30	CH 1H29	LM 2C26	LM 2D28	LM 2S34	LM 2S36	XC 1014 G P◇ ⚡	CH 2L33	CH 1H33	LM 2C32	LM 2D34	LM 2S40	LM 2S42	XC 1016 C P◇ ⚡	CH 1H37	LM 2C38	LM 2D40	LM 2S46	
Great Malvern (GMV)	d																		
Malvern Link (MVL)	d																		
Worcester Foregate Street (WOF)	7 d		1042		1106					1142		1206				1242		1306	
Worcester Shrub Hill (WOS)	7 d																		
Droitwich Spa (DTW)	d		1051		1115					1151		1215				1251		1315	
Hartlebury (HBY)	d				1122							1222						1322	
Kidderminster (KID)	a		1101		1127					1201		1227				1301		1327	
Kidderminster (KID)	d	1045		1101	1115	1128	1145			1201	1215	1228	1245			1301	1315	1328	
Blakedown (BKD)	d	1049			1119		1149				1219		1249					1319	
Hagley (HAG)	d	1052			1122	1134	1152				1222	1234	1252					1322 1334	
Stourbridge Junction (SBJ)	2 d	1056		1109	1126	1138	1156			1209	1226	1238	1256			1309	1326	1338	
Lye (LYE)	d	1100			1130		1200				1230		1300					1330	
Cradley Heath (CRA)	d	1103		1115	1133	1144	1203			1215	1233	1244	1303			1315	1333	1344	
Old Hill (OHL)	d	1106			1136		1206				1236		1306					1336	
Rowley Regis (ROW)	d	1110		1120	1140	1149	1210			1220	1240	1249	1310			1320	1340	1349	
Langley Green (LGG)	d	1113			1143		1213				1243		1313					1343	
Smethwick Galton Bridge (SGB)	7 d	1116		1125	1146	1155	1216			1225	1246	1255	1316			1325	1346	1355	
The Hawthorns (THW)	d	1118		1127	1148	1157	1218			1227	1248	1257	1318			1327	1348	1357	
Jewellery Quarter (JEQ)	d	1122		1131	1152	1201	1222			1231	1252	1301	1322			1331	1352	1401	
Birmingham Snow Hill (BSW)	a	1126		1135	1156	1205	1226			1235	1256	1305	1326			1335	1356	1405	
Birmingham Snow Hill (BSW)	d	1127		1137	1158	1207	1227			1237	1258	1307	1327			1337	1358	1407	
Birmingham Moor Street (BMO)	d	1130	1137	1140	1201	1210	1230			1237	1240	1301	1310	1330		1340	1401	1410	
Birmingham New Street (BHM)	12 d						1204							1304					
Small Heath (SMA)	d			1143		1213				1243		1313				1343		1413	
Tyseley (TYS)	d			1147		1217				1247		1317				1347		1417	
Acocks Green (ACG)	d			1149	1207					1249	1307					1349	1407		
Olton (OLT)	d			1152	1210					1252	1310					1352	1410		
Solihull (SOL)	d		1147	1156	1213				1246	1256	1313				1347	1356	1413		
Widney Manor (WMR)	d			1159	1217					1259	1317					1359	1417		
Dorridge (DDG)	d		1153	1206a	1221					1252	1306a	1321			1353	1406a	1421		
Lapworth (LPW)	d									1257									
Hatton (HTN)	d									1304									
Warwick Parkway (WRP)	d		1204							1310					1404				
Warwick (WRW)	d		1209						1308	1314					1409				
Leamington Spa (LMS)	a		1213					1236	1314	1318				1336	1413				
London Marylebone (MYB)	a		1349							1449					1549				
Spring Road (SRI)	d	1136			1219	1236						1319	1336					1419	
Hall Green (HLG)	d	1138			1222	1238						1322	1338					1422	
Yardley Wood (YRD)	d	1141			1224	1241						1324	1341					1424	
Shirley (SRL)	d	1144			1228	1244						1328	1344					1428	
Whitlocks End (WTE)	d	1146			1232a	1247						1332a	1347					1432a	
Wythall (WYT)	d	1149				1250							1350						
Earlwood (West Midlands) (EWD)	d	1152				1252							1352						
The Lakes (TLK)	d	1154x				1255x							1355x						
Wood End (WDE)	d	1157x				1257x							1357x						
Danzey (DZY)	d	1200x				1300x							1400x						
Henley-in-Arden (HNL)	d	1205				1305							1405						
Wootton Waven (WWW)	d	1208x				1308x							1409x						
Wilmcote (WMC)	d	1213				1314							1414						
Stratford Parkway (STY)	d	1217			1238	1317					1338		1417				1438		
Stratford-upon-Avon (SAV)	a	1223			1241	1323					1341		1423					1441	

NOTES (see introductory pages for explanation of train operator codes and standard symbols)

- a Arrival time
- d Departure time
- x Stops on request

C From Manchester Piccadilly to Bournemouth, see table 50

G From Manchester Piccadilly to Reading, see table 50

## Worcester, Kidderminster and Stourbridge to Birmingham, Leamington Spa and Stratford-upon-Avon

### Saturdays

Operator	LM	XC	CH	CH	LM	LM	LM	XC	CH	LM	CH	LM	LM	LM	LM	XC	CH	CH
Train ID	2S48	1018	2L41	1H41	2C44	2D46	2S52	1020	1H43	2S54	1H45	2C50	2D52	2S58	2S60	1022	2L49	1H49
Days of operation/Notes 1st Class/Reservations/Bus Catering facilities		G ◇ ♣						C ◇ ♣					H			G ◇ ♣		
Great Malvern (GMV)	d																	
Malvern Link (MVL)	d																	
Worcester Foregate Street (WOF)	7 d				1342		1406					1442		1506				
Worcester Shrub Hill (WOS)	7 d																	
Droitwich Spa (DTW)	d				1351		1415					1451		1515				
Hartlebury (HBY)	d						1422							1522				
Kidderminster (KID)	a				1401		1427					1501		1527				
Kidderminster (KID)	d	1345			1401	1415	1428			1445		1501	1515	1528	1545			
Blakedown (BKD)	d	1349				1419				1449			1519		1549			
Hagley (HAG)	d	1352				1422	1434			1452			1522	1534	1552			
Stourbridge Junction (SBJ)	2 d	1356			1409	1426	1438			1456		1509	1526	1538	1556			
Lye (LYE)	d	1400				1430				1500			1530		1600			
Cradley Heath (CRA)	d	1403			1415	1433	1444			1503		1515	1533	1544	1603			
Old Hill (OHL)	d	1406				1436				1506			1536		1606			
Rowley Regis (ROW)	d	1410			1420	1440	1449			1510		1520	1540	1549	1610			
Langley Green (LGG)	d	1413				1443				1513			1543		1613			
Smethwick Galton Bridge (SGB)	7 d	1416			1425	1446	1455			1516		1525	1546	1555	1616			
The Hawthorns (THW)	d	1418			1427	1448	1457			1518		1527	1548	1557	1618			
Jewellery Quarter (JEQ)	d	1422			1431	1452	1501			1522		1531	1552	1601	1622			
Birmingham Snow Hill (BSW)	a	1426			1435	1456	1505			1526		1535	1556	1605	1626			
Birmingham Snow Hill (BSW)	d	1428			1437	1458	1507			1528		1537	1558	1607	1627			
Birmingham Moor Street (BMO)	d	1431		1437	1440	1501	1510		1514	1531	1537	1540	1601	1610	1630			1637
Birmingham New Street (BHM)	12 d		1404					1504								1604		
Small Heath (SMA)	d				1443		1513					1543		1613				
Tyseley (TYS)	d				1447		1517					1547		1617	1635			
Acocks Green (ACG)	d				1449	1507						1549	1607					
Olton (OLT)	d				1452	1510						1552	1610					
Solihull (SOL)	d			1446	1456	1513			1523		1547	1556	1613					1647
Widney Manor (WMR)	d				1459	1517						1559	1617					
Dorridge (DDG)	d			1452	1506a	1521			1528		1553	1606a	1621					1653
Lapworth (LPW)	d			1457														1657
Hatton (HTN)	d			1504														1704
Warwick Parkway (WRP)	d			1510					1537		1604							1710
Warwick (WRW)	d			1508	1514				1541		1609						1708	1714
Leamington Spa (LMS)	a		1436	1514	1518			1536	1546		1613					1636	1714	1718
London Marylebone (MYB)	a			1650					1712		1749							1849
Spring Road (SRI)	d	1437					1519			1537				1619	1637			
Hall Green (HLG)	d	1439					1522			1539				1622	1640			
Yardley Wood (YRD)	d	1442					1524			1542				1624	1642			
Shirley (SRL)	d	1445					1528			1545				1628	1645			
Whitlocks End (WTE)	d	1448					1532a			1548			1632a	1648				
Wythall (WYT)	d	1450								1550				1651				
Earlwood (West Midlands) (EWD)	d	1453								1553				1653				
The Lakes (TLK)	d	1455x								1555x				1655x				
Wood End (WDE)	d	1458x								1558x				1657x				
Danzey (DZY)	d	1501x								1601x				1700x				
Henley-in-Arden (HNL)	d	1506								1606				1705				
Wootton Waven (WWW)	d	1509x								1609x				1709x				
Wilmcote (WMC)	d	1514								1614				1714				
Stratford Parkway (STY)	d	1517				1538				1617			1641	1717				
Stratford-upon-Avon (SAV)	a	1523				1541				1623			1644	1723				

NOTES (see introductory pages for explanation of train operator codes and standard symbols)

- a Arrival time
- d Departure time
- x Stops on request

- C From Manchester Piccadilly to Bournemouth, see table 50
- G From Manchester Piccadilly to Reading, see table 50
- H Also calls at Claverdon 1631 and Bearley 1636

## Worcester, Kidderminster and Stourbridge to Birmingham, Leamington Spa and Stratford-upon-Avon

### Saturdays

Operator Train ID Days of operation/Notes 1st Class/Reservations/Bus Catering facilities	LM	LM	LM	LM	XC	CH	LM	LM	LM	LM	XC	CH	CH	LM	LM	LM	LM	LM	
	2C56	2D58 J	2S64	2S66	1024 C □◇ ⌘	1H53	2C62	2D63 K	2S72	2S74	1026 G □◇ ⌘	2L57	1H57	2C66	2C68	2S76	2S78	2C69	
Great Malvern (GMV)	d																		
Malvern Link (MVL)	d																		
Worcester Foregate Street (WOF)	7 d	1542		1606			1642							1741					1842
Worcester Shrub Hill (WOS)	7 d								1707							1809			
Droitwich Spa (DTW)	d	1551		1615			1651		1715					1751		1817			1851
Hartlebury (HBY)	d			1622					1722							1824			
Kidderminster (KID)	a	1601		1627			1701		1727					1801		1829			1901
Kidderminster (KID)	d	1601	1615	1628	1645		1701	1715	1728	1745				1801	1815	1830	1845		1901
Blakedown (BKD)	d		1619	1649				1719	1749						1819	1849			
Hagley (HAG)	d		1622	1634	1652			1722	1734	1752					1822	1836	1852		
Stourbridge Junction (SBJ)	2 d	1609	1626	1638	1656		1709	1726	1738	1756				1809	1826	1840	1856		1909
Lye (LYE)	d		1630	1700				1730	1800						1830	1900			
Cradley Heath (CRA)	d	1615	1633	1644	1703		1715	1733	1744	1803				1815	1833	1846	1903	1915	
Old Hill (OHL)	d		1636	1706				1736	1806						1836	1906			
Rowley Regis (ROW)	d	1620	1640	1649	1710		1720	1740	1749	1810				1820	1840	1851	1910	1920	
Langley Green (LGG)	d		1643	1713				1743	1813						1843	1913			
Smethwick Galton Bridge (SGB)	7 d	1625	1646	1655	1716		1725	1746	1755	1816				1825	1846	1856	1916	1925	
The Hawthorns (THW)	d	1627	1648	1657	1718		1727	1748	1757	1818				1827	1848	1858	1918	1927	
Jewellery Quarter (JEQ)	d	1631	1652	1701	1722		1731	1752	1801	1822				1831	1852	1902	1922	1931	
Birmingham Snow Hill (BSW)	a	1635	1656	1705	1726		1735	1756	1805	1826				1835	1856	1906	1926	1935	
Birmingham Snow Hill (BSW)	d	1637	1658	1707	1728		1737	1758	1807	1827				1836	1858	1907	1927	1937	
Birmingham Moor Street (BMO)	d	1640	1701	1710	1731		1735	1740	1801	1810	1830		1835	1839	1901	1910	1930	1940	
Birmingham New Street (BHM)	10 d				1704						1804								
Small Heath (SMA)	d	1643		1713			1743	1804	1813					1842	1904	1913	1933	1943	
Tyseley (TYS)	d	1647		1717	1736		1747	1807	1817					1845	1907	1917	1936	1946	
Acocks Green (ACG)	d	1649	1707				1749	1810						1848	1910				1949
Olton (OLT)	d	1652	1710				1752	1812						1851	1912				1952
Solihull (SOL)	d	1656	1713			1746c	1756	1816				1845		1854	1916				1955
Widney Manor (WMR)	d	1659	1717			1753c	1759	1819						1857	1919				1959
Dorridge (DDG)	d	1706a	1721			1806a	1823						1852	1904a	1924a				2006a
Lapworth (LPW)	d						1826						1857						
Hatton (HTN)	d												1904						
Warwick Parkway (WRP)	d					1804							1910						
Warwick (WRW)	d					1809						1908	1914						
Leamington Spa (LMS)	a				1736	1813					1836	1914	1918						
London Marylebone (MYB)	10 a					1949							2049						
Spring Road (SRI)	d			1719	1738				1819	1836						1919	1939		
Hall Green (HLG)	d			1722	1741				1822	1838						1922	1941		
Yardley Wood (YRD)	d			1724	1743				1824	1841						1924	1944		
Shirley (SRL)	d			1728	1746				1828	1844						1928	1947		
Whitlocks End (WTE)	d			1732a	1749				1832a	1847						1930a	1950		
Wythall (WYT)	d				1751					1850									1952
Earlswood (West Midlands) (EWD)	d				1754					1852									1955
The Lakes (TLK)	d				1756x					1855x									1957x
Wood End (WDE)	d				1758x					1857x									1959x
Danzey (DZY)	d				1801x					1900x									2001x
Henley-in-Arden (HNL)	d				1806					1905									2006
Wootton Waven (WWW)	d				1809x					1908x									2009x
Wilmcote (WMC)	d				1814			1844		1914									2014
Stratford Parkway (STY)	d		1741	1817				1847		1917									2017
Stratford-upon-Avon (SAV)	a		1744	1821				1851		1923									2023

NOTES (see introductory pages for explanation of train operator codes and standard symbols)

- a Arrival time
- d Departure time
- x Stops on request
- c Arrives 3 minutes earlier

- C From Manchester Piccadilly to Bournemouth, see table 50
- G From Manchester Piccadilly to Reading, see table 50
- J Also calls at Claverdon 1731 and Bearley 1736
- K Also calls at Claverdon 1835 and Bearley 1840



## Worcester, Kidderminster and Stourbridge to Birmingham, Leamington Spa and Stratford-upon-Avon

### Saturdays

Operator	XC	LM	LM	XC	CH	LM	LM	LM	LM	CH	XC	CH	LM	LM	LM	CH	CH	LM
Train ID	1028	2C70	2S80	1030	1H63	2S82	2C74	2C72	2S84	2L69	1034	2H69	2S86	2C78	2B82	2U71	2U73	2S90
Days of operation/Notes	C			C							L					A	A	
1st Class/Reservations/Bus	1			1							1							
Catering facilities	⚡			⚡							⚡							
Great Malvern (GMV)	d																	
Malvern Link (MVL)	d																	
Worcester Foregate Street (WOF)	7 d						1942		2012						2106			
Worcester Shrub Hill (WOS)	7 d			1906														
Droitwich Spa (DTW)	d			1914			1951		2021									2115
Hartlebury (HBY)	d			1921			1958		2028									2122
Kidderminster (KID)	a			1926			2003		2033									2127
Kidderminster (KID)	d		1915	1927			1945	2004	2015	2034			2045	2115	2128			
Blakedown (BKD)	d		1919				1949	2009	2019				2049	2119	2132			
Hagley (HAG)	d		1922	1933			1952	2012	2022	2040			2052	2122	2135			
Stourbridge Junction (SBJ)	2 d		1926	1937			1957	2016	2026	2044			2056	2126	2139			2156
Lye (LYE)	d		1930				2001		2030				2100	2130				2200
Cradley Heath (CRA)	d		1933	1943			2003	2022	2033	2049			2103	2133	2145			2202
Old Hill (OHL)	d		1936				2007		2036				2106	2136				2206
Rowley Regis (ROW)	d		1940	1948			2010	2027	2040	2054			2110	2140	2150			2209
Langley Green (LGG)	d		1943				2013		2043				2113	2143				2212
Smethwick Galton Bridge (SGB)	7 d		1946	1954			2017	2033	2046	2100			2116	2146	2155			2216
The Hawthorns (THW)	d		1948	1956			2019	2035	2048	2102			2118	2148	2157			2218
Jewellery Quarter (JEQ)	d		1952	2000			2023	2039	2052	2106			2122	2152	2201			2222
Birmingham Snow Hill (BSW)	a		1956	2004			2027	2043	2056	2110			2126	2156	2205			2226
Birmingham Snow Hill (BSW)	d		1957	2005			2027	2045	2057	2110			2128	2157				2227
Birmingham Moor Street (BMO)	d		2000	2008		2015	2030	2048	2100	2113		2118	2131	2200			2218	2230
Birmingham New Street (BHM)	10 d	1904			2004						2104							
Small Heath (SMA)	d		2003	2011			2034		2103	2117			2134	2203				2233
Tyseley (TYS)	d		2006	2014			2037		2106	2120			2137	2206			2223	2236
Acocks Green (ACG)	d		2009					2054	2109					2209				2226
Olton (OLT)	d		2012					2057	2112					2212				2229
Solihull (SOL)	d		2015		2024			2101	2115			2127		2215				2233
Widney Manor (WMR)	d		2019					2104	2119					2219				2236
Dorridge (DDG)	d		2024a		2029			2109a	2124a			2132		2224a				2240
Lapworth (LPW)	d											2137						2244
Hatton (HTN)	d											2143						2250
Warwick Parkway (WRP)	d				2039							2148						2255
Warwick (WRW)	d				2042					2108		2151				2235		2258
Leamington Spa (LMS)	a	1937			2038	2047				2114	2136	2156				2240		2303
London Marylebone (MYB)	10 a				2213							2353						
Spring Road (SRI)	d			2017			2039			2123				2140				2239
Hall Green (HLG)	d			2019			2041			2125				2142				2241
Yardley Wood (YRD)	d			2021			2044			2128				2145				2243
Shirley (SRL)	d			2025			2047			2131				2148				2247
Whitlocks End (WTE)	d			2029a			2050			2135a				2151				2250
Wythall (WYT)	d						2052							2153				2252
Earlwood (West Midlands) (EWD)	d						2055							2156				2255
The Lakes (TLK)	d						2057x							2158x				2257x
Wood End (WDE)	d						2059x							2200x				2259x
Danzey (DZY)	d						2101x							2202x				2301x
Henley-in-Arden (HNL)	d						2106							2207				2306
Wootton Waven (WWW)	d						2109x							2210x				2309x
Wilmcote (WMC)	d						2114							2215				2314
Stratford Parkway (STY)	d						2117							2218				2317
Stratford-upon-Avon (SAV)	a						2123							2224				2326

NOTES (see introductory pages for explanation of train operator codes and standard symbols)

- a Arrival time
- d Departure time
- x Stops on request













A To Banbury, see table 113

C From Manchester Piccadilly to Bournemouth, see table 50

L From Manchester Piccadilly to Southampton Central, see table 50

## Worcester, Kidderminster and Stourbridge to Birmingham, Leamington Spa and Stratford-upon-Avon

### Saturdays

Operator Train ID	LM	LM	LM
	2H75	2S94	2H28
Great Malvern (GMV)	d		
Malvern Link (MVL)	d		
Worcester Foregate Street (WOF)	 d	2151	
Worcester Shrub Hill (WOS)	 d		2244
Droitwich Spa (DTW)	d	2200	2252
Hartlebury (HBY)	d	2207	2259
Kidderminster (KID)	a	2212	2304
Kidderminster (KID)	d	2213	2305
Blakedown (BKD)	d	2217	2310
Hagley (HAG)	d	2221	2314
Stourbridge Junction (SBJ)	 d	2225	2256 2318
Lye (LYE)	d	2229	2300
Cradley Heath (CRA)	d	2232	2302
Old Hill (OHL)	d	2235	2306
Rowley Regis (ROW)	d	2239	2309
Langley Green (LGG)	d	2242	2312
Smethwick Galton Bridge (SGB)	 d	2245	2315
The Hawthorns (THW)	 d	2247	2317
Jewellery Quarter (JEQ)	 d	2251	2321
Birmingham Snow Hill (BSW)	 a	2255	2325 2336
Birmingham Snow Hill (BSW)	 d	2257	2327 2337
Birmingham Moor Street (BMO)	d	2300	2330 2340
Birmingham New Street (BHM)	  d		
Small Heath (SMA)	d	2303	2333 2343
Tyseley (TYS)	d	2307	2336 2347
Acocks Green (ACG)	d	2310	2349
Olton (OLT)	d	2313	2352
Solihull (SOL)	d	2316	2356
Widney Manor (WMR)	d	2320	2359
Dorridge (DDG)	d	2324	0003
Lapworth (LPW)	d	2326	0006
Hatton (HTN)	d	2332	0012
Warwick Parkway (WRP)	d	2336	0015
Warwick (WRW)	d	2338	0018
Leamington Spa (LMS)	a	2345	0025
London Marylebone (MYB)	  a		
Spring Road (SRI)	d		2339
Hall Green (HLG)	d		2341
Yardley Wood (YRD)	d		2344
Shirley (SRL)	d		2347
Whitlocks End (WTE)	d		2351a
Wythall (WYT)	d		
Earlwood (West Midlands) (EWD)	d		
The Lakes (TLK)	d		
Wood End (WDE)	d		
Danzey (DZY)	d		
Henley-in-Arden (HNL)	d		
Wootton Wawen (WWW)	d		
Wilmcote (WMC)	d		
Stratford Parkway (STY)	d		
Stratford-upon-Avon (SAV)	a		

**NOTES** (see introductory pages for explanation of train operator codes and standard symbols)

- a Arrival time
- d Departure time

## Worcester, Kidderminster and Stourbridge to Birmingham, Leamington Spa and Stratford-upon-Avon

### Sundays

Operator	CH	LM	LM	CH	LM	XC	CH	LM	CH	CH	LM	LM	XC	CH	LM	XC	CH	LM
Train ID	1H15	2S98	2S00	1H17	2C96	1008	1H19	2S02	2L21	1H21	2C98	2S04	1010	1H25	2C00	1012	1H27	2S06
Days of operation/Notes 1st Class/Reservations/Bus Catering facilities						A ◇ A							B ◇ A			C ◇ A		
Great Malvern (GMV)	d											0908						1014
Malvern Link (MVL)	d											0910						1016
Worcester Foregate Street (WOF)	7 d											0921						1026
Worcester Shrub Hill (WOS)	7 d											0928			0953			
Droitwich Spa (DTW)	d											0936			1001			1035
Hartlebury (HBY)	d														1008			
Kidderminster (KID)	a											0946			1013			1045
Kidderminster (KID)	d											0946		1000	1014		1030	1045
Blakedown (BKD)	d											0951			1018			
Hagley (HAG)	d											0954			1022			1051
Stourbridge Junction (SBJ)	2 d											0958		1009	1026		1039	1057
Lye (LYE)	d														1030			
Cradley Heath (CRA)	d											1004			1033		1045	1103
Old Hill (OHL)	d														1036			
Rowley Regis (ROW)	d											1009		1020	1040		1052	1108
Langley Green (LGG)	d														1043			
Smethwick Galton Bridge (SGB)	7 d											1014			1046		1057	1113
The Hawthorns (THW)	d											1016			1048			1115
Jewellery Quarter (JEQ)	d											1020			1052		1103	1119
Birmingham Snow Hill (BSW)	a											1023		1031	1055		1106	1122
Birmingham Snow Hill (BSW)	d		0836	0841		0857		0927			0957	1027		1033	1057		1108	1127
Birmingham Moor Street (BMO)	d	0828	0839	0844	0847	0900		0912	0930		0937	1000	1030	1037	1100		1112	1130
Birmingham New Street (BHM)	12 d						0904							1004			1104	
Small Heath (SMA)	d																	
Tyseley (TYS)	d			0849					0935				1035					1135
Acocks Green (ACG)	d					0906						1006				1106		
Olton (OLT)	d					0909						1009				1109		
Solihull (SOL)	d	0837			0855	0912		0921		0946		1012		1047	1112		1121	
Widney Manor (WMR)	d					0916						1016			1116			
Dorridge (DDG)	d	0842			0900	0921a		0927		0952		1021a		1053	1121a		1127	
Lapworth (LPW)	d				0904					0957								
Hatton (HTN)	d				0910					1003								
Warwick Parkway (WRP)	d	0852			0915			0937		1009				1104			1137	
Warwick (WRW)	d	0855			0918			0941		1001	1014			1109			1141	
Leamington Spa (LMS)	a	0900			0923		0936	0946		1009	1018			1036	1113		1136	1145
London Marylebone (MYB)	a	1013			1053			1112			1148			1247				1312
Spring Road (SRI)	d			0851					0937						1037			1137
Hall Green (HLG)	d			0854					0940						1040			1140
Yardley Wood (YRD)	d			0856					0942						1042			1142
Shirley (SRL)	d			0900					0945						1045			1145
Whitlocks End (WTE)	d			0902a					0948						1048			1148
Wythall (WYT)	d								0951						1051			1151
Earlwood (West Midlands) (EWD)	d								0953						1053			1153
The Lakes (TLK)	d								0955x						1055x			1155x
Wood End (WDE)	d																	
Danzey (DZY)	d																	
Henley-in-Arden (HNL)	d								1003						1103			1203
Wootton Waven (WWW)	d								1005x						1105x			1205x
Wilmcote (WMC)	d								1011						1111			1211
Stratford Parkway (STY)	d								1014						1114			1214
Stratford-upon-Avon (SAV)	a								1017						1121			1217

NOTES (see introductory pages for explanation of train operator codes and standard symbols)

- a Arrival time
- d Departure time
- x Stops on request

- A To Reading, see table 115
- B From Manchester Piccadilly to Bournemouth, see table 50
- C From Manchester Piccadilly to Reading, see table 50

## Worcester, Kidderminster and Stourbridge to Birmingham, Leamington Spa and Stratford-upon-Avon

### Sundays

Operator Train ID Days of operation/Notes 1st Class/Reservations/Bus Catering facilities	CH	LM	LM	XC	CH	CH	LM	LM	XC	CH	LM	LM	XC	CH	CH	LM	XC	CH	
	1H29	2C02	2S08	1O14 B □◇ ⚡	2L33	1H33	2C04	2S10	1O16 C □◇ ⚡	1H37	2C06	2S12	1O18 B □◇ ⚡	2L41	1H41	2C08	1O20 C □◇ ⚡	1H43	
Great Malvern (GMV)	d		1108					1207											
Malvern Link (MVL)	d		1110					1209											
Worcester Foregate Street (WOF) <b>7</b>	d		1122					1220				1326							
Worcester Shrub Hill (WOS) <b>7</b>	d		1128					1226											
Droitwich Spa (DTW)	d		1137					1235				1335							
Hartlebury (HBY)	d																		
Kidderminster (KID)	a		1146					1244				1345							
Kidderminster (KID)	d		1147					1245				1345							
Blakedown (BKD)	d							1249											
Hagley (HAG)	d		1153					1253				1351							
Stourbridge Junction (SBJ) <b>2</b>	d	1126	1157				1226	1257			1326	1357				1426			
Lye (LYE)	d	1130					1230				1330					1430			
Cradley Heath (CRA)	d	1133	1203				1233	1303			1333	1403				1433			
Old Hill (OHL)	d	1136					1236				1336					1436			
Rowley Regis (ROW)	d	1140	1208				1240	1308			1340	1408				1440			
Langley Green (LGG)	d	1143					1243				1343					1443			
Smethwick Galton Bridge (SGB) <b>7</b>	d	1146	1213				1246	1313			1346	1413				1446			
The Hawthorns (THW)	d	1148	1215				1248	1315			1348	1415				1448			
Jewellery Quarter (JEQ)	d	1152	1219				1252	1319			1352	1419				1452			
Birmingham Snow Hill (BSW)	a	1155	1222				1255	1322			1356	1422				1455			
Birmingham Snow Hill (BSW)	d	1157	1227				1257	1327			1357	1427				1457			
Birmingham Moor Street (BMO)	d	1137	1200	1230		1237	1300	1330		1337	1400	1430			1437	1500			1512
Birmingham New Street (BHM)	d			1204					1304				1404				1504		
Small Heath (SMA)	d																		
Tyseley (TYS)	d		1235					1335				1435							
Acocks Green (ACG)	d	1206					1306				1406					1506			
Olton (OLT)	d	1209					1309				1409					1509			
Solihull (SOL)	d	1147	1212		1246	1312			1347	1412				1446	1512			1521	
Widney Manor (WMR)	d	1216				1316				1416					1516				
Dorridge (DDG)	d	1153	1221a			1252	1322a		1353	1421a				1452	1522a				1527
Lapworth (LPW)	d					1257								1457					
Hatton (HTN)	d					1304								1504					
Warwick Parkway (WRP)	d	1204				1310			1404					1510					1537
Warwick (WRW)	d	1209			1301	1314			1409				1501	1514					1541
Leamington Spa (LMS)	a	1213		1236	1308	1318			1336	1413			1436	1508	1518		1536		1545
London Marylebone (MYB)	a	1350			1449				1549					1649					1717
Spring Road (SRI)	d		1237					1337				1437							
Hall Green (HLG)	d		1240					1340				1440							
Yardley Wood (YRD)	d		1242					1342				1442							
Shirley (SRL)	d		1245					1345				1445							
Whitlocks End (WTE)	d		1248					1348				1448							
Wythall (WYT)	d		1251					1351				1451							
Earlwood (West Midlands) (EWD)	d		1253					1353				1453							
The Lakes (TLK)	d		1255x					1355x				1455x							
Wood End (WDE)	d																		
Danzey (DZY)	d																		
Henley-in-Arden (HNL)	d		1303					1403				1503							
Wootton Waven (WWW)	d		1305x					1405x				1505x							
Wilmcote (WMC)	d		1311					1411				1511							
Stratford Parkway (STY)	d		1314					1414				1514							
Stratford-upon-Avon (SAV)	a		1317					1417				1517							

**NOTES** (see introductory pages for explanation of train operator codes and standard symbols)

- a Arrival time
- d Departure time
- x Stops on request

- B From Manchester Piccadilly to Bournemouth, see table 50
- C From Manchester Piccadilly to Reading, see table 50

## Worcester, Kidderminster and Stourbridge to Birmingham, Leamington Spa and Stratford-upon-Avon

### Sundays

Operator	LM	CH	LM	LM	XC	CH	CH	LM	LM	LM	XC	CH	LM	LM	XC	CH	CH	LM
Train ID	2S14	1H45	2C10	2S16	1022	2L49	1H49	2B16	2C12	2S18	1024	1H53	2C14	2S20	1026	2L57	1H57	2B22
Days of operation/Notes 1st Class/Reservations/Bus Catering facilities					B ◇ ⌘						C ◇ ⌘				B ◇ ⌘			
Great Malvern (GMV)	d							1529										
Malvern Link (MVL)	d							1532										
Worcester Foregate Street (WOF)	7 d	1426		1528				1545		1626				1727				1826
Worcester Shrub Hill (WOS)	7 d																	
Droitwich Spa (DTW)	d	1435		1537				1554		1635				1736				1835
Hartlebury (HBY)	d																	
Kidderminster (KID)	a	1445		1547				1604		1645				1746				1845
Kidderminster (KID)	d	1445		1547				1605		1645				1746				1845
Blakedown (BKD)	d	1449						1610						1751				
Hagley (HAG)	d	1453		1553				1613		1651				1755				1851
Stourbridge Junction (SBJ)	2 d	1457		1526	1557			1617	1626	1657			1726	1759				1855
Lye (LYE)	d			1530					1630				1730					
Cradley Heath (CRA)	d	1503		1533	1603				1633	1703			1733	1805				1901
Old Hill (OHL)	d			1536					1636				1736					
Rowley Regis (ROW)	d	1508		1540	1608				1640	1708			1740	1810				1906
Langley Green (LGG)	d			1543					1643				1743					
Smethwick Galton Bridge (SGB)	7 d	1513		1546	1613			1630	1646	1713			1746	1815				1912
The Hawthorns (THW)	d	1515		1548	1615				1648	1715			1748	1817				1914
Jewellery Quarter (JEQ)	d	1519		1552	1619				1652	1719			1752	1821				1918
Birmingham Snow Hill (BSW)	a	1522		1555	1623			1637	1655	1722			1755	1824				1921
Birmingham Snow Hill (BSW)	d	1527		1557	1627			1643	1657	1727			1757	1827				1922
Birmingham Moor Street (BMO)	d	1530	1537	1600	1630		1637	1645a	1700	1730		1737	1800	1830			1837	1924a
Birmingham New Street (BHM)	12 d				1604						1704				1804			
Small Heath (SMA)	d																	
Tyseley (TYS)	d	1535		1635						1735				1835				
Acocks Green (ACG)	d			1606					1706				1806					
Olton (OLT)	d			1609					1709				1809					
Solihull (SOL)	d	1547		1612			1646		1712		1747		1812				1846	
Widney Manor (WMR)	d			1616					1716				1816					
Dorridge (DDG)	d	1553	1621a				1652		1722a			1753	1821a					1852
Lapworth (LPW)	d						1657											1857
Hatton (HTN)	d						1704											1904
Warwick Parkway (WRP)	d	1604					1710					1804						1910
Warwick (WRW)	d	1609				1701	1714					1809				1901		1914
Leamington Spa (LMS)	a	1613			1636	1708	1718				1736	1813			1836	1908		1918
London Marylebone (MYB)	10 a	1749					1850					1949						2049
Spring Road (SRI)	d	1537		1637						1737				1837				
Hall Green (HLG)	d	1540		1640						1740				1840				
Yardley Wood (YRD)	d	1542		1642						1742				1842				
Shirley (SRL)	d	1545		1645						1745				1845				
Whitlocks End (WTE)	d	1548		1648						1748				1848				
Wythall (WYT)	d	1551		1651						1751				1851				
Earlwood (West Midlands) (EWD)	d	1553		1653														
The Lakes (TLK)	d	1555x		1655x						1753x				1853x				
Wood End (WDE)	d																	
Danzey (DZY)	d																	
Henley-in-Arden (HNL)	d	1603		1703						1801				1901				
Wootton Waven (WWW)	d	1605x		1705x						1803x				1903x				
Wilmcote (WMC)	d	1611		1711						1809				1909				
Stratford Parkway (STY)	d	1614		1714						1812				1912				
Stratford-upon-Avon (SAV)	a	1617		1717						1815				1915				

NOTES (see introductory pages for explanation of train operator codes and standard symbols)

- a Arrival time
- d Departure time
- x Stops on request

- B From Manchester Piccadilly to Bournemouth, see table 50
- C From Manchester Piccadilly to Reading, see table 50

## Worcester, Kidderminster and Stourbridge to Birmingham, Leamington Spa and Stratford-upon-Avon

### Sundays

Operator	XC	XC	CH	LM	CH	XC	CH	LM	LM	LM
Train ID	1028	1030	1H63	2B24	2U69	1V89	2H69	2B26	2B28	2B30
Days of operation/Notes	B	D			E	C				
1st Class/Reservations/Bus Catering facilities	1◇	1◇				1◇				
	♠	♠				♠				
Great Malvern (GMV)	d									2210
Malvern Link (MVL)	d									2212
Worcester Foregate Street (WOF) <b>7</b>	d								2117	2223
Worcester Shrub Hill (WOS) <b>7</b>	d			1938				2038	2125	2229
Droitwich Spa (DTW)	d			1946				2046	2133	2237
Hartlebury (HBY)	d									
Kidderminster (KID)	a			1956				2056	2143	2247
Kidderminster (KID)	d			1956				2056	2143	2247
Blakedown (BKD)	d									
Hagley (HAG)	d			2003				2103	2149	2253
Stourbridge Junction (SBJ) <b>2</b>	d			2007				2107	2153	2257
Lye (LYE)	d									
Cradley Heath (CRA)	d			2013				2113	2159	2303
Old Hill (OHL)	d									
Rowley Regis (ROW)	d			2018				2118	2204	2308
Langley Green (LGG)	d									
Smethwick Galton Bridge (SGB) <b>7</b>	d			2023				2123	2209	2314
The Hawthorns (THW)	d			2025				2125	2211	2316
Jewellery Quarter (JEQ)	d			2029				2129	2215	2320
Birmingham Snow Hill (BSW)	a			2033				2133	2219	2325
Birmingham Snow Hill (BSW)	d			2033				2134	2221	
Birmingham Moor Street (BMO)	d		2017	2036a			2118	2137a	2223a	
Birmingham New Street (BHM) <b>10</b>	d	1904	2004			2104				
Small Heath (SMA)	d									
Tyseley (TYS)	d									
Acocks Green (ACG)	d									
Olton (OLT)	d									
Solihull (SOL)	d		2026				2127			
Widney Manor (WMR)	d		2029							
Dorridge (DDG)	d		2033				2132			
Lapworth (LPW)	d						2136			
Hatton (HTN)	d						2142			
Warwick Parkway (WRP)	d		2043				2147			
Warwick (WRW)	d		2046		2101		2150			
Leamington Spa (LMS)	a	1937	2037	2050		2107	2136	2154		
London Marylebone (MYB) <b>10</b>	a			2213			2353			
Spring Road (SRI)	d									
Hall Green (HLG)	d									
Yardley Wood (YRD)	d									
Shirley (SRL)	d									
Whitlocks End (WTE)	d									
Wythall (WYT)	d									
Earlwood (West Midlands) (EWD)	d									
The Lakes (TLK)	d									
Wood End (WDE)	d									
Danzey (DZY)	d									
Henley-in-Arden (HNL)	d									
Wootton Waven (WWW)	d									
Wilmcote (WMC)	d									
Stratford Parkway (STY)	d									
Stratford-upon-Avon (SAV)	a									

**NOTES** (see introductory pages for explanation of train operator codes and standard symbols)

- a Arrival time
- d Departure time
- B From Manchester Piccadilly to Bournemouth, see table 50
- C From Manchester Piccadilly to Reading, see table 50
- D From Manchester Piccadilly to Southampton Central, see table 50
- E To Banbury, see table 113



## Stourbridge Junction to Stourbridge Town shuttle

## Mondays to Fridays

Operator	LM	LM	LM	LM	LM	LM	LM	LM	LM	LM	LM	LM	LM	LM	LM	LM	LM	LM	LM
Train ID	2P01	2P03	2P05	2P07	2P09	2P11	2P13	2P15	2P17	2P19	2P21	2P23	2P25	2P27	2P29	2P31	2P33	2P35	
Stourbridge Jn (Town Plat) ()	d 0545	0555	0605	0615	0625	0635	0645	0655	0705	0715	0725	0735	0745	0755	0805	0815	0825	0835	
Stourbridge Town (SBT)	a 0548	0558	0608	0618	0628	0638	0648	0658	0708	0718	0728	0738	0748	0758	0808	0818	0828	0838	

Operator	LM	LM	LM	LM	LM	LM	LM	LM	LM	LM	LM	LM	LM	LM	LM	LM	LM	LM	LM
Train ID	2P37	2P39	2P41	2P43	2P45	2P47	2P49	2P51	2P53	2P55	2P57	2P59	2P61	2P63	2P65	2P67	2P69	2P71	
Stourbridge Jn (Town Plat) ()	d 0845	0855	0905	0915	0925	0935	0945	0955	1005	1015	1025	1035	1045	1055	1105	1115	1125	1135	
Stourbridge Town (SBT)	a 0848	0858	0908	0918	0928	0938	0948	0958	1008	1018	1028	1038	1048	1058	1108	1118	1128	1138	

Operator	LM	LM	LM	LM	LM	LM	LM	LM	LM	LM	LM	LM	LM	LM	LM	LM	LM	LM	LM
Train ID	2P73	2P75	2P77	2P79	2P81	2P83	2P85	2P87	2P89	2P91	2P93	2P95	2P97	2P99	2P01	2P03	2P05	2P07	
Stourbridge Jn (Town Plat) ()	d 1145	1155	1205	1215	1225	1235	1245	1255	1305	1315	1325	1335	1345	1355	1405	1415	1425	1435	
Stourbridge Town (SBT)	a 1148	1158	1208	1218	1228	1238	1248	1258	1308	1318	1328	1338	1348	1358	1408	1418	1428	1438	

Operator	LM	LM	LM	LM	LM	LM	LM	LM	LM	LM	LM	LM	LM	LM	LM	LM	LM	LM	LM
Train ID	2P09	2P11	2P13	2P15	2P17	2P19	2P21	2P23	2P25	2P27	2P29	2P31	2P33	2P35	2P37	2P39	2P41	2P43	
Stourbridge Jn (Town Plat) ()	d 1445	1455	1505	1515	1525	1535	1545	1555	1605	1615	1625	1635	1645	1655	1705	1715	1725	1735	
Stourbridge Town (SBT)	a 1448	1458	1508	1518	1528	1538	1548	1558	1608	1618	1628	1638	1648	1658	1708	1718	1728	1738	

Operator	LM	LM	LM	LM	LM	LM	LM	LM	LM	LM	LM	LM	LM	LM	LM	LM	LM	LM	LM
Train ID	2P45	2P47	2P49	2P51	2P53	2P55	2P57	2P59	2P61	2P63	2P65	2P67	2P69	2P71	2P73	2P75	2P77	2P79	
Stourbridge Jn (Town Plat) ()	d 1745	1755	1805	1815	1825	1835	1845	1855	1905	1915	1925	1935	1945	1955	2005	2015	2025	2035	
Stourbridge Town (SBT)	a 1748	1758	1808	1818	1828	1838	1848	1858	1908	1918	1928	1938	1948	1958	2008	2018	2028	2038	

Operator	LM	LM	LM	LM	LM	LM	LM	LM	LM	LM	LM	LM	LM	LM	LM	LM	LM	LM	LM
Train ID	2P81	2P83	2P85	2P87	2P89	2P91	2P93	2P95	2P97	2P99	2P01	2P03	2P05	2P07	2P09	2P11	2P13		
Stourbridge Jn (Town Plat) ()	d 2045	2055	2105	2115	2125	2135	2145	2155	2205	2215	2225	2235	2245	2305	2315	2335	2354		
Stourbridge Town (SBT)	a 2048	2058	2108	2118	2128	2138	2148	2158	2208	2218	2228	2238	2248	2308	2318	2338	2357		

**NOTES** (see introductory pages for explanation of train operator codes and standard symbols)

- a Arrival time  
d Departure time

## Stourbridge Junction to Stourbridge Town shuttle

## Saturdays

Operator	LM	LM	LM	LM	LM	LM	LM	LM	LM	LM	LM	LM	LM	LM	LM	LM	LM	LM	LM
Train ID	2P01	2P03	2P05	2P07	2P09	2P11	2P13	2P15	2P17	2P19	2P21	2P23	2P25	2P27	2P29	2P31	2P33	2P35	
Stourbridge Jn (Town Plat) ()	d 0545	0555	0605	0615	0625	0635	0645	0655	0705	0715	0725	0735	0745	0755	0805	0815	0825	0835	
Stourbridge Town (SBT)	a 0548	0558	0608	0618	0628	0638	0648	0658	0708	0718	0728	0738	0748	0758	0808	0818	0828	0838	

Operator	LM	LM	LM	LM	LM	LM	LM	LM	LM	LM	LM	LM	LM	LM	LM	LM	LM	LM	LM
Train ID	2P37	2P39	2P41	2P43	2P45	2P47	2P49	2P51	2P53	2P55	2P57	2P59	2P61	2P63	2P65	2P67	2P69	2P71	
Stourbridge Jn (Town Plat) ()	d 0845	0855	0905	0915	0925	0935	0945	0955	1005	1015	1025	1035	1045	1055	1105	1115	1125	1135	
Stourbridge Town (SBT)	a 0848	0858	0908	0918	0928	0938	0948	0958	1008	1018	1028	1038	1048	1058	1108	1118	1128	1138	

Operator	LM	LM	LM	LM	LM	LM	LM	LM	LM	LM	LM	LM	LM	LM	LM	LM	LM	LM	LM
Train ID	2P73	2P75	2P77	2P79	2P81	2P83	2P85	2P87	2P89	2P91	2P93	2P95	2P97	2P99	2P01	2P03	2P05	2P07	
Stourbridge Jn (Town Plat) ()	d 1145	1155	1205	1215	1225	1235	1245	1255	1305	1315	1325	1335	1345	1355	1405	1415	1425	1435	
Stourbridge Town (SBT)	a 1148	1158	1208	1218	1228	1238	1248	1258	1308	1318	1328	1338	1348	1358	1408	1418	1428	1438	

Operator	LM	LM	LM	LM	LM	LM	LM	LM	LM	LM	LM	LM	LM	LM	LM	LM	LM	LM	LM
Train ID	2P09	2P11	2P13	2P15	2P17	2P19	2P21	2P23	2P25	2P27	2P29	2P31	2P33	2P35	2P37	2P39	2P41	2P43	
Stourbridge Jn (Town Plat) ()	d 1445	1455	1505	1515	1525	1535	1545	1555	1605	1615	1625	1635	1645	1655	1705	1715	1725	1735	
Stourbridge Town (SBT)	a 1448	1458	1508	1518	1528	1538	1548	1558	1608	1618	1628	1638	1648	1658	1708	1718	1728	1738	

Operator	LM	LM	LM	LM	LM	LM	LM	LM	LM	LM	LM	LM	LM	LM	LM	LM	LM	LM	LM
Train ID	2P45	2P47	2P49	2P51	2P53	2P55	2P57	2P59	2P61	2P63	2P65	2P67	2P69	2P71	2P73	2P75	2P77	2P79	
Stourbridge Jn (Town Plat) ()	d 1745	1755	1805	1815	1825	1835	1845	1855	1905	1915	1925	1935	1945	1955	2005	2015	2025	2035	
Stourbridge Town (SBT)	a 1748	1758	1808	1818	1828	1838	1848	1858	1908	1918	1928	1938	1948	1958	2008	2018	2028	2038	

Operator	LM	LM	LM	LM	LM	LM	LM	LM	LM	LM	LM	LM	LM	LM	LM	LM	LM	LM	LM
Train ID	2P81	2P83	2P85	2P87	2P89	2P91	2P93	2P95	2P97	2P99	2P01	2P03	2P05	2P07	2P09	2P11	2P13		
Stourbridge Jn (Town Plat) ()	d 2045	2055	2105	2115	2125	2135	2145	2155	2205	2215	2225	2235	2255	2305	2315	2335	2356		
Stourbridge Town (SBT)	a 2048	2058	2108	2118	2128	2138	2148	2158	2208	2218	2228	2238	2258	2308	2318	2338	2359		

## Sundays

Operator	LM	LM	LM	LM	LM	LM	LM	LM	LM	LM	LM	LM	LM	LM	LM	LM	LM	LM	LM
Train ID	2P01	2P83	2P03	2P05	2P07	2P09	2P11	2P13	2P15	2P17	2P19	2P21	2P23	2P25	2P27	2P29	2P31	2P33	
Stourbridge Jn (Town Plat) ()	d 0940	0950	1000	1015	1030	1045	1100	1115	1130	1145	1200	1215	1230	1245	1300	1315	1330	1345	
Stourbridge Town (SBT)	a 0943	0953	1003	1018	1033	1048	1103	1118	1133	1148	1203	1218	1233	1248	1303	1318	1333	1348	

Operator	LM	LM	LM	LM	LM	LM	LM	LM	LM	LM	LM	LM	LM	LM	LM	LM	LM	LM	LM
Train ID	2P35	2P37	2P39	2P41	2P43	2P45	2P47	2P49	2P51	2P53	2P55	2P57	2P59	2P61	2P63	2P65	2P67	2P69	
Stourbridge Jn (Town Plat) ()	d 1400	1415	1430	1445	1500	1515	1530	1545	1600	1615	1630	1645	1700	1715	1730	1745	1800	1815	
Stourbridge Town (SBT)	a 1403	1418	1433	1448	1503	1518	1533	1548	1603	1618	1633	1648	1703	1718	1733	1748	1803	1818	

Operator	LM	LM	LM	LM	LM	LM	
Train ID	2P71	2P73	2P75	2P77	2P79	2P81	2P85
Stourbridge Jn (Town Plat) ()	d 1830	1845	1900	1915	1930	1940	1955
Stourbridge Town (SBT)	a 1833	1848	1903	1918	1933	1943	1958

**NOTES** (see introductory pages for explanation of train operator codes and standard symbols)

- a Arrival time  
d Departure time

## Stourbridge Town to Stourbridge Junction shuttle

**Mondays to Fridays**

	Operator	LM	LM	LM	LM	LM	LM	LM	LM	LM	LM	LM	LM	LM	LM	LM	LM	LM	LM
	Train ID	2P02	2P04	2P06	2P08	2P10	2P12	2P14	2P16	2P18	2P20	2P22	2P24	2P26	2P28	2P30	2P32	2P34	2P36
Stourbridge Town (SBT)	d	0550	0600	0610	0620	0630	0640	0650	0700	0710	0720	0730	0740	0750	0800	0810	0820	0830	0840
Stourbridge Jn (Town Plat) ()	a	0553	0603	0613	0623	0633	0643	0653	0703	0713	0723	0733	0743	0753	0803	0813	0823	0833	0843

	Operator	LM	LM	LM	LM	LM	LM	LM	LM	LM	LM	LM	LM	LM	LM	LM	LM	LM	LM
	Train ID	2P38	2P40	2P42	2P44	2P46	2P48	2P50	2P52	2P54	2P56	2P58	2P60	2P62	2P64	2P66	2P68	2P70	2P72
Stourbridge Town (SBT)	d	0850	0900	0910	0920	0930	0940	0950	1000	1010	1020	1030	1040	1050	1100	1110	1120	1130	1140
Stourbridge Jn (Town Plat) ()	a	0853	0903	0913	0923	0933	0943	0953	1003	1013	1023	1033	1043	1053	1103	1113	1123	1133	1143

	Operator	LM	LM	LM	LM	LM	LM	LM	LM	LM	LM	LM	LM	LM	LM	LM	LM	LM	LM
	Train ID	2P74	2P76	2P78	2P80	2P82	2P84	2P86	2P88	2P90	2P92	2P94	2P96	2P98	2P00	2P02	2P04	2P06	2P08
Stourbridge Town (SBT)	d	1150	1200	1210	1220	1230	1240	1250	1300	1310	1320	1330	1340	1350	1400	1410	1420	1430	1440
Stourbridge Jn (Town Plat) ()	a	1153	1203	1213	1223	1233	1243	1253	1303	1313	1323	1333	1343	1353	1403	1413	1423	1433	1443

	Operator	LM	LM	LM	LM	LM	LM	LM	LM	LM	LM	LM	LM	LM	LM	LM	LM	LM	LM
	Train ID	2P10	2P12	2P14	2P16	2P18	2P20	2P22	2P24	2P26	2P28	2P30	2P32	2P34	2P36	2P38	2P40	2P42	2P44
Stourbridge Town (SBT)	d	1450	1500	1510	1520	1530	1540	1550	1600	1610	1620	1630	1640	1650	1700	1710	1720	1730	1740
Stourbridge Jn (Town Plat) ()	a	1453	1503	1513	1523	1533	1543	1553	1603	1613	1623	1633	1643	1653	1703	1713	1723	1733	1743

	Operator	LM	LM	LM	LM	LM	LM	LM	LM	LM	LM	LM	LM	LM	LM	LM	LM	LM	LM
	Train ID	2P46	2P48	2P50	2P52	2P54	2P56	2P58	2P60	2P62	2P64	2P66	2P68	2P70	2P72	2P74	2P76	2P78	2P80
Stourbridge Town (SBT)	d	1750	1800	1810	1820	1830	1840	1850	1900	1910	1920	1930	1940	1950	2000	2010	2020	2030	2040
Stourbridge Jn (Town Plat) ()	a	1753	1803	1813	1823	1833	1843	1853	1903	1913	1923	1933	1943	1953	2003	2013	2023	2033	2043

	Operator	LM	LM	LM	LM	LM	LM	LM	LM	LM	LM	LM	LM	LM	LM	LM	LM	LM	LM
	Train ID	2P82	2P84	2P86	2P88	2P90	2P92	2P94	2P96	2P98	2P00	2P02	2P04	2P06	2P08	2P10	2P12	2P14	
Stourbridge Town (SBT)	d	2050	2100	2110	2120	2130	2140	2150	2200	2210	2220	2230	2240	2250	2310	2320	2340	2359	
Stourbridge Jn (Town Plat) ()	a	2053	2103	2113	2123	2133	2143	2153	2203	2213	2223	2233	2243	2253	2313	2323	2343	0002	

**NOTES** (see introductory pages for explanation of train operator codes and standard symbols)

- a Arrival time  
d Departure time

## Stourbridge Town to Stourbridge Junction shuttle

## Saturdays

Operator	LM	LM	LM	LM	LM	LM	LM	LM	LM	LM	LM	LM	LM	LM	LM	LM	LM	LM	LM
Train ID	2P02	2P04	2P06	2P08	2P10	2P12	2P14	2P16	2P18	2P20	2P22	2P24	2P26	2P28	2P30	2P32	2P34	2P36	
Stourbridge Town (SBT) d	0550	0600	0610	0620	0630	0640	0650	0700	0710	0720	0730	0740	0750	0800	0810	0820	0830	0840	
Stourbridge Jn (Town Plat) () a	0553	0603	0613	0623	0633	0643	0653	0703	0713	0723	0733	0743	0753	0803	0813	0823	0833	0843	

Operator	LM	LM	LM	LM	LM	LM	LM	LM	LM	LM	LM	LM	LM	LM	LM	LM	LM	LM	LM
Train ID	2P38	2P40	2P42	2P44	2P46	2P48	2P50	2P52	2P54	2P56	2P58	2P60	2P62	2P64	2P66	2P68	2P70	2P72	
Stourbridge Town (SBT) d	0850	0900	0910	0920	0930	0940	0950	1000	1010	1020	1030	1040	1050	1100	1110	1120	1130	1140	
Stourbridge Jn (Town Plat) () a	0853	0903	0913	0923	0933	0943	0953	1003	1013	1023	1033	1043	1053	1103	1113	1123	1133	1143	

Operator	LM	LM	LM	LM	LM	LM	LM	LM	LM	LM	LM	LM	LM	LM	LM	LM	LM	LM	LM
Train ID	2P74	2P76	2P78	2P80	2P82	2P84	2P86	2P88	2P90	2P92	2P94	2P96	2P98	2P00	2P02	2P04	2P06	2P08	
Stourbridge Town (SBT) d	1150	1200	1210	1220	1230	1240	1250	1300	1310	1320	1330	1340	1350	1400	1410	1420	1430	1440	
Stourbridge Jn (Town Plat) () a	1153	1203	1213	1223	1233	1243	1253	1303	1313	1323	1333	1343	1353	1403	1413	1423	1433	1443	

Operator	LM	LM	LM	LM	LM	LM	LM	LM	LM	LM	LM	LM	LM	LM	LM	LM	LM	LM	LM
Train ID	2P10	2P12	2P14	2P16	2P18	2P20	2P22	2P24	2P26	2P28	2P30	2P32	2P34	2P36	2P38	2P40	2P42	2P44	
Stourbridge Town (SBT) d	1450	1500	1510	1520	1530	1540	1550	1600	1610	1620	1630	1640	1650	1700	1710	1720	1730	1740	
Stourbridge Jn (Town Plat) () a	1453	1503	1513	1523	1533	1543	1553	1603	1613	1623	1633	1643	1653	1703	1713	1723	1733	1743	

Operator	LM	LM	LM	LM	LM	LM	LM	LM	LM	LM	LM	LM	LM	LM	LM	LM	LM	LM	LM
Train ID	2P46	2P48	2P50	2P52	2P54	2P56	2P58	2P60	2P62	2P64	2P66	2P68	2P70	2P72	2P74	2P76	2P78	2P80	
Stourbridge Town (SBT) d	1750	1800	1810	1820	1830	1840	1850	1900	1910	1920	1930	1940	1950	2000	2010	2020	2030	2040	
Stourbridge Jn (Town Plat) () a	1753	1803	1813	1823	1833	1843	1853	1903	1913	1923	1933	1943	1953	2003	2013	2023	2033	2043	

Operator	LM	LM	LM	LM	LM	LM	LM	LM	LM	LM	LM	LM	LM	LM	LM	LM	LM	LM	LM
Train ID	2P82	2P84	2P86	2P88	2P90	2P92	2P94	2P96	2P98	2P00	2P02	2P04	2P06	2P08	2P10	2P12	2P14		
Stourbridge Town (SBT) d	2050	2100	2110	2120	2130	2140	2150	2200	2210	2220	2230	2240	2300	2310	2320	2340	0001		
Stourbridge Jn (Town Plat) () a	2053	2103	2113	2123	2133	2143	2153	2203	2213	2223	2233	2243	2303	2313	2323	2343	0004		

## Sundays

Operator	LM	LM	LM	LM	LM	LM	LM	LM	LM	LM	LM	LM	LM	LM	LM	LM	LM	LM	LM
Train ID	2P14	2P02	2P84	2P04	2P06	2P08	2P10	2P12	2P14	2P16	2P18	2P20	2P22	2P24	2P26	2P28	2P30	2P32	
Stourbridge Town (SBT) d	0001	0945	0955	1005	1020	1035	1050	1105	1120	1135	1150	1205	1220	1235	1250	1305	1320	1335	
Stourbridge Jn (Town Plat) () a	0004	0948	0958	1008	1023	1038	1053	1108	1123	1138	1153	1208	1223	1238	1253	1308	1323	1338	

Operator	LM	LM	LM	LM	LM	LM	LM	LM	LM	LM	LM	LM	LM	LM	LM	LM	LM	LM	LM
Train ID	2P34	2P36	2P38	2P40	2P42	2P44	2P46	2P48	2P50	2P52	2P54	2P56	2P58	2P60	2P62	2P64	2P66	2P68	
Stourbridge Town (SBT) d	1350	1405	1420	1435	1450	1505	1520	1535	1550	1605	1620	1635	1650	1705	1720	1735	1750	1805	
Stourbridge Jn (Town Plat) () a	1353	1408	1423	1438	1453	1508	1523	1538	1553	1608	1623	1638	1653	1708	1723	1738	1753	1808	

Operator	LM	LM	LM	LM	LM	LM	LM	LM
Train ID	2P70	2P72	2P74	2P76	2P78	2P80	2P82	2P86
Stourbridge Town (SBT) d	1820	1835	1850	1905	1920	1935	1945	2000
Stourbridge Jn (Town Plat) () a	1823	1838	1853	1908	1923	1938	1948	2003

NOTES (see introductory pages for explanation of train operator codes and standard symbols)

- a Arrival time  
d Departure time